



EUROPEAN COMMISSION
DIRECTORATE-GENERAL
TAXATION AND CUSTOMS UNION
Customs
Customs Policy

Brussels, 19-04-2021

TAXUD/A1/TRA/005/2020-1-EN

TRANSIT MANUAL

Preface

The plan for transit in Europe¹ called for a manual containing a detailed description of the Common and the Union transit procedures and clarifying the role of both administrations and traders. The purpose of this manual is to explain how these transit procedures work and the roles of the various participants. The goal is to ensure the transit regulations are applied consistently, with equal treatment for all operators.

This text is a consolidated version of the manual, incorporating the various updates made since it was first published in May 2004, and is aligned with the Union Customs Code, which applies as of 1 May 2016. It will be updated whenever new developments in the common and Union transit systems make this necessary.

The manual provides a standard interpretation of how the transit regulations should be implemented by all the customs authorities applying common/Union transit via an administrative arrangement.

But it does not constitute a legally binding act – for the authoritative interpretation, you should always consult the legal provisions on transit as well as other customs legislation, which take precedence over this manual. The authentic texts of the Conventions and the EU legal instruments are those published in the Official Journal of the European Union. As regards judgments by the General Court and the Court of Justice, the authentic texts are those published in the Reports of Cases of the Court of Justice of the European Union.

In addition to this manual, national instructions or national explanatory notes may also exist. These may be incorporated into the relevant paragraph in each chapter of this manual, when they are published in the country in question, or they may be published separately. Please contact your national customs administration for further details.

Brussels, 19 April 2021

¹ COM(97) 188 final, 30.4.1997.

General table of contents

Preface

General table of contents

Part I:	General introduction
Part II:	Status of goods
Part III:	Guarantees
Part IV:	Standard transit procedure
Part V:	Business continuity procedure
Part VI:	Simplifications
Part VII:	Discharge of the transit operation, the enquiry procedure
Part VIII:	Debt and Recovery
Part IX:	The TIR Procedure

List of commonly used abbreviations

List of definitions

General information sources

TRANSIT MANUAL.....	1
PART I - GENERAL INTRODUCTION	33
I.1 How transit works	34
I.2 Status of goods	37
I.3 Common transit.....	37
I.3.1 Legislation.....	37
I.3.2 Description of the procedure.....	38
I.4 Transit within the Union	40
I.4.1 Union transit.....	40
I.4.1.1 Legislation.....	40
I.4.1.2 Description of the procedure.....	40
I.4.1.2.1 External Union transit procedure	42
I.4.1.2.2 Internal Union transit procedure	43
I.4.1.3 New computerised transit system (NCTS)	43
I.4.1.3.1 Main items or messages used in an NCTS operation	44
I.4.1.3.2 Customs office of departure.....	45
I.4.1.3.3 Customs office of destination	46
I.4.1.3.4 Customs office of transit.....	47
I.4.1.3.5 Changing the customs office of transit or destination	47
I.4.1.3.6 Simplified procedures: authorised consignor and authorised consignee	48
I.4.2 Other transit systems within the European Union	48
I.4.2.1 Introduction.....	48
I.4.2.2 TIR (Transport Internationaux Routiers) procedure	49
I.4.2.3 ATA (temporary admission).....	50
I.4.2.3.1 Background and legislation.....	50
I.4.2.3.2 Description of the procedure.....	51
I.4.2.4 Rhine manifest	52
I.4.2.4.1 Background and legislation.....	52
I.4.2.4.2 Description of the procedure.....	52
I.4.2.5 NATO movements.....	53
I.4.2.5.1 Background and legislation.....	53
I.4.2.5.2 Description of the procedure.....	53
I.4.2.6 Postal packages	55
I.4.2.6.1 Background and legislation.....	55
I.4.2.6.2 Description of the procedure.....	56
I.5 Exceptions (pro memoria).....	57
I.6 Specific national instructions (reserved).....	57
I.7 Restricted part for customs use only	57
I.8 Annexes.....	57
I.8.1 Rules and principles governing the adoption of Union transit legislation.....	58
I.8.2 Rules and principles governing the adoption of common transit legislation.....	67

PART II – STATUS OF GOODS	72
II.1 Introduction.....	72
II.2 General theory and legislation	73
II.2.1 The customs status of the goods	73
II.2.1.1 Union goods.....	73
II.2.1.2 Non-Union goods	73
II.2.1.3 Which transit procedure?	73
II.2.2 Moving Union goods	74
II.2.2.1 Under a customs procedure	74
II.2.2.2 Under a customs procedure, but with proof of Union status	75
II.2.2.3 Without a customs procedure being applied and without proof of Union status.....	75
II.2.3 Proof of the customs status of Union goods	76
II.2.3.1 Presumption of the customs status of Union goods.....	76
II.2.3.2 Requirement to prove the customs status of Union goods	76
II.2.3.3 Waiver to prove the customs status of Union goods	77
II.2.3.4 The means of proof of Union status	77
II.2.3.4.1 Common means	77
II.2.3.4.2 Specific situations.....	77
II.2.4 Overview of movements of Union goods temporarily out of the territory.....	82
II.3 Movements of Union goods with proof of Union status	85
II.3.1 Use of proof of Union Status	85
II.3.2 Common means to prove the Union status – further details.....	86
II.3.2.1 T2L or T2LF documents.....	86
II.3.2.2 Customs goods manifest.....	88
II.3.2.3 Shipping company’s manifest (<i>sea only - transitional provision</i>)	88
II.3.2.4 Invoice or transport document.....	90
II.3.2.5 TIR, ATA carnet or Form 302.....	91
II.3.3 Authorised issuer	92
II.3.3.1 General provisions	92
II.3.3.2 T2L/T2LF document or invoice or transport document issued by authorised issuer (<i>transitional provision</i>)	93
II.3.3.2.1 Authorisation	93
II.3.3.2.2 Use of T2L/T2LF documents, invoices or transport documents issued by an authorised issuer	95
II.3.3.3 Customs goods manifest issued by an authorised issuer	98
II.3.3.4 Shipping company’s manifest issued by an authorised issuer (<i>transitional provision</i>)	98
II.3.3.4.1 Authorisation	98
II.3.3.4.2 Drawing up the proof.....	100
II.3.3.4.3 Procedure at the port of departure	101
II.3.3.4.4 Procedure at the port of destination.....	101
II.3.3.4.5 Irregularities/offences	101
II.3.3.4.6 The shipping company’s responsibilities	102
II.3.4 Common transit country	102
II.4 Movements of Union goods without proof of Union Status.....	104

II.4.1 Carried by air	104
II.4.2 Regular shipping service	105
II.4.2.1 Definition.....	105
II.4.2.2 Procedure for authorising regular shipping services	105
II.4.2.3 Part-charter arrangements.....	107
II.4.2.4 Verification of conditions for the RSS	108
II.4.2.5 Regular shipping service or non-regular shipping service	108
II.4.3 T2-Corridor.....	111
II.5 Specific provisions concerning products of sea-fishing and goods obtained from such products	112
II.6 Specific national instructions (reserved).....	114
II.7 Restricted part for customs use only.....	114
II.7.1 T2L(T2LF) document authenticated by electronic means	114
II.8 Annexes	115
II.8.1 Example of a contract of ‘affreightment’ involving sub-contracting and part-charter arrangements.....	115
II.8.2 Shipping manifest – TC12 authorisation	120
II.8.2.B Annex B - List of the competent authorities for consultation.....	121
II.8.3 Proof of the customs status of Union motorised road vehicles	122
II.8.4 List of the competent authorities for the regular shipping service	145
II.8.5 Certificate of non-manipulation for sea-fishing products and goods	146
II.8.6 Certificate of non-manipulation issued by Singapore	147
PART III – GUARANTEES	148
III.1 Introduction	148
III.1.1 Purpose of guarantee	149
III.1.2 Forms of guarantee.....	149
III.1.3 Guarantee waiver.....	149
III.1.4 Area of validity.....	150
III.1.5 Table of guarantee	151
III.2 General provisions.....	152
III.2.1 Need for a guarantee	152
III.2.1.1 Introduction	152
III.2.1.2 Failures	152
III.2.2 Calculation of the amount of the guarantee	153
III.2.2.1 Introduction	153
III.2.2.2 Calculation	153
III.2.3 Guarantor.....	153
III.2.3.1 Introduction	153
III.2.3.2 Establishment and approval	154
III.2.3.3 Liability	155
III.2.3.4 Revoking the approval of the guarantor or their undertaking and cancelling the undertaking	155
III.3 Individual guarantee	156

III.3.1 Cash deposit	156
III.3.1.1 Introduction	156
III.3.1.2 Repayment.....	157
III.3.2 Individual guarantee in the form of an undertaking by a guarantor.....	157
III.3.3 Individual guarantee in the form of vouchers (TC32).....	158
III.3.3.1 Liability and approval	158
III.3.3.2 Notification.....	158
III.3.3.3 Voucher (TC32)	159
III.4 Comprehensive guarantee and guarantee waiver	161
III.4.1 General provisions.....	161
III.4.1.1 Introduction	161
III.4.1.2 General conditions.....	161
III.4.1.3 Calculation of the reference amount	161
III.4.1.4 Amount of the guarantee	162
III.4.1.5 Guarantee certificate	162
III.4.1.6 Obligations of the holder of the procedure and review of the reference amount.....	163
III.4.1.7 The use of the comprehensive guarantee	164
III.4.1.8 Temporary prohibition on using a comprehensive guarantee	164
III.4.1.8.1 Individual guarantee with multiple usage – common transit countries only	165
III.4.1.8.2 Derogation from the decision temporarily prohibiting the use of the comprehensive guarantee or the comprehensive guarantee with a reduced amount (including waiver).....	166
III.4.1.9 Annulment and revocation of the authorisation	167
III.4.2 Reduction of the amount of guarantee and guarantee waiver	167
III.4.2.1 Introduction	167
III.4.2.2 Criteria of reduction	167
III.5 Specific national instructions (reserved)	167
III.6 Restricted part for customs use only	167
III.7 Annexes	167
III.7.1 List of guarantors authorised to issue TC32 individual guarantee vouchers	168
III.7.2 List of waterways	168
PART IV – STANDARD TRANSIT PROCEDURE NCTS (NEW COMPUTERISED TRANSIT SYSTEM)	170
CHAPTER 1 – THE STANDARD TRANSIT DECLARATION	171
IV.1.1 Introduction	171
IV.1.2 General theory and legislation.....	171
IV.1.3 NCTS.....	171
IV.1.3.1 Organisation of the NCTS.....	171
IV.1.3.2 Scope of the NCTS	172

IV.1.3.3 Access for operators to the NCTS.....	173
IV.1.4 Declaration procedure	173
IV.1.4.1 Loading	173
IV.1.4.2 Transit declaration (IE015)	174
IV.1.4.2.1 Form and completion of the transit declaration	174
IV.1.4.2.2 Mixed consignments	175
IV.1.4.2.3 Lodging the transit declaration	176
IV.1.4.2.4 Transit/security declaration.....	176
IV.1.5 Specific situations	179
IV.1.5.1 Agreements between the Union and other countries on the safety and security data.....	179
IV.1.5.2 Rules applicable to goods with packaging.....	179
IV.1.5.3 Goods in passenger-accompanied baggage.....	183
IV.1.5.4 Transport of Union goods to, from or via a common transit country	184
IV.1.6 Exceptions (pro memoria).....	187
IV.1.7 Specific national instructions (reserved).....	187
IV.1.8 Restricted part for customs use only	187
IV.1.9 Annexes.....	187
CHAPTER 2 – FORMALITIES AT THE CUSTOMS OFFICE OF DEPARTURE	188
IV.2.1 Introduction	188
IV.2.2 General theory and legislation.....	188
IV.2.3 Description of the procedure at the customs office of departure	188
IV.2.3.1 Acceptance and registration of the transit declaration	189
IV.2.3.2 Amendment of the transit declaration	190
IV.2.3.3 Invalidation of the transit declaration	190
IV.2.3.4 Verification of the transit declaration and control of the goods	191
IV.2.3.5 Itinerary for the movement of goods.....	193
IV.2.3.6 Time limit for the presentation of the goods.....	194
IV.2.3.7 Means of identification	194
IV.2.3.7.1 Introduction.....	195
IV.2.3.7.2 Methods of sealing	196
IV.2.3.7.3 Characteristics of seals.....	197
IV.2.3.7.4 Use of seals of a special type	198
IV.2.3.8 Release of goods	198
IV.2.3.8.1 Documentation at release	199
IV.2.3.9 Discharge of the transit procedure	199
IV.2.4 Specific situations	200
IV.2.5 Exceptions (pro memoria).....	200

IV.2.6 Specific national instructions (reserved)	200
IV.2.7 Restricted part for customs use only	200
IV.2.7.1 ATIS	200
IV.2.7.2 SMS	200
IV.2.8 Annexes	200
CHAPTER 3 – FORMALITIES AND INCIDENTS DURING MOVEMENT OF GOODS UNDER COMMON/UNION TRANSIT OPERATION	201
IV.3.1 Introduction	201
IV.3.2 General theory and legislation.....	201
IV.3.3 Formalities for dealing with incidents and the customs office of transit	201
IV.3.3.1 Formalities for dealing with incidents	202
IV.3.3.2 Formalities at the customs office of transit	203
IV.3.3.2.1 The customs office of transit.....	204
IV.3.3.2.2 Formalities at the customs office of transit.....	207
IV.3.3.2.3 Change of the customs office of transit	208
IV.3.3.2.4 Action in the event of major irregularities	209
IV.3.4 Specific situations (pro memoria)	209
IV.3.5 Exceptions (pro memoria).....	209
IV.3.6 Specific national instructions (reserved)	209
IV.3.7 Restricted part for customs use only	209
IV.3.8 Annexes	209
CHAPTER 4 – FORMALITIES AT THE CUSTOMS OFFICE OF DESTINATION	210
IV.4.1 Introduction	210
IV.4.2 General theory and legislation.....	210
IV.4.3 Formalities at the customs office of destination.....	211
IV.4.3.1 Presentation of the goods	211
IV.4.3.2 Control of the end of the transit procedure	213
IV.4.4 Specific situations	218
IV.4.4.1 Issuing a receipt	218
IV.4.4.2 Issuing alternative proof.....	219
IV.4.4.3 Presentation of the goods and the documents outside the appointed days and hours and at a place other than the customs office of destination	220
IV.4.4.4 Irregularities	220

IV.4.4.4.1 Irregularities concerning seals	220
IV.4.4.4.2 Other irregularities	221
IV.4.4.5 Change of the customs office of destination/diversion.....	221
IV.4.5 Presentation of the goods and TAD after expiry of time limit.....	223
IV.4.6 Specific national instructions (reserved)	224
IV.4.7 Restricted part for customs use only	224
IV.4.8 Annexes	224
IV.4.8.1 Structured messages and data content for information exchange	224
IV.4.8.2 Country codes	224
IV.4.8.3 Package codes	224
CHAPTER 5 – ANDORRA, SAN MARINO AND NON-FISCAL TERRITORIES	225
IV.5.1 Introduction	225
IV.5.2 Andorra.....	225
IV.5.2.1 Background and legislation.....	225
IV.5.2.2 Formalities	226
IV.5.2.2.1 Goods falling within Chapters 1-24 HS	226
IV.5.2.2.2 Goods falling within Chapters 25-97 HS.....	228
IV.5.3 San Marino	232
IV.5.3.1 Background and legislation.....	232
IV.5.3.2 Formalities	232
IV.5.4 Special fiscal territories.....	234
IV.5.4.1 Background and legislation.....	234
IV.5.4.2 Internal Union transit procedure	236
IV.5.5 Exceptions (pro memoria).....	236
IV.5.6 Specific national instructions (reserved)	236
IV.5.7 Restricted part for customs use only	236
IV.5.8 Annexes (pro memoria).....	236
PART V – BUSINESS CONTINUITY PROCEDURE FOR COMMON/UNION TRANSIT	237
CHAPTER 1 – INTRODUCTION.....	237
V.1.1 General theory and legislation.....	237
V.1.2 Transit declaration for a business continuity procedure.....	237

V.1.3 Stamp for a business continuity procedure.....	238
V.1.4 Temporary failure of the NCTS at the customs office of departure.....	238
V.1.5 Temporary failure of the computerised system used by the holder of the procedure	238
V.1.6 Procedures	239
V.1.6.1 Departure – standard procedure	239
V.1.6.2 Departure – authorised consignor.....	240
V.1.6.3 Destination – standard procedure	240
V.1.6.4 Destination – authorised consignee	240
V.1.7 Specific national instructions (reserved)	240
V.1.8 Restricted part for customs use only.....	240
V.1.9 Annexes	240
V.1.9.1 Stamp used for business continuity procedure	241
CHAPTER 2 – GENERAL INSTRUCTIONS RELATED TO THE SINGLE ADMINISTRATIVE DOCUMENT AND TRANSIT ACCOMPANYING DOCUMENT	249
CHAPTER 3 – THE STANDARD TRANSIT DECLARATION	250
V.3.1 Introduction	250
V.3.2 General theory and legislation.....	251
V.3.3 The declaration procedure	251
V.3.3.1 Paper-based transit declaration.....	252
V.3.3.1.1 Forms and completion of the paper-based transit declaration on the SAD.....	252
V.3.3.1.2 Loading lists, form and completion.....	254
V.3.3.1.3 Form and completion of the paper-based transit declaration in the form of a TAD.....	256
V.3.3.1.4 Mixed consignments.....	256
V.3.3.1.5 Signing of the transit declaration.....	257
V.3.4 Specific situations (pro memoria).....	258
V.3.4.1 Rules applicable to goods with packages	258
V.3.4.2 Goods in passenger-accompanied baggage	258
V.3.4.3 Transport of Union goods to, from, or via a common transit country	258
V.3.4.4 Duplicates	258
V.3.5 Exceptions (pro memoria)	259
V.3.6 Specific national instructions (reserved)	259

V.3.7 Restricted part for customs use only.....	259
V.3.8 Annexes	259
CHAPTER 4 – FORMALITIES AT THE CUSTOMS OFFICE OF DEPARTURE	260
V.4.1 Introduction	260
V.4.2 General theory and legislation.....	260
V.4.3 Description of the procedure at the customs office of departure.....	260
V.4.3.1 Presentation of the paper-based transit declaration.....	261
V.4.3.2 Presentation of a guarantee.....	261
V.4.3.3 Acceptance and registration of the transit declaration	262
V.4.3.4 Amendment of the transit declaration	263
V.4.3.5 Invalidation of the transit declaration.....	263
V.4.3.6 Verification of the transit declaration and control of the goods.....	264
V.4.3.7 Itinerary for movement of goods.....	265
V.4.3.8 Time limit for the presentation of goods	266
V.4.3.9 Means of identification.....	267
V.4.3.9.1 Introduction	267
V.4.3.9.2 Methods of sealing	269
V.4.3.9.3 Characteristics of seals	270
V.4.3.9.4 Use of seals of a special type.....	271
V.4.3.10 Release of goods.....	271
V.4.4 Specific situations (pro memoria).....	272
V.4.5 Exceptions (pro memoria)	273
V.4.6 Specific national instructions (reserved)	273
V.4.7 Restricted part for customs use only	273
V.4.8 Annexes.....	273
V.4.8.1 Endorsement ‘waiver’	274
V.4.8.2 Endorsement ‘satisfactory’	274
CHAPTER 5 – FORMALITIES AND INCIDENTS DURING MOVEMENT OF GOODS UNDER COMMON/UNION TRANSIT OPERATION	275
V.5.1 Introduction	275
V.5.2 General theory and legislation.....	275
V.5.3 Formalities in the case of incidents and at the office of transit.....	275
V.5.3.1 Formalities in case of incidents during movement of goods.....	276
V.5.3.2 Formalities at the customs office of transit	277
V.5.3.2.1 The customs office of transit	277
V.5.3.2.2 Formalities at the customs office of transit	278
V.5.3.2.3 Action in the event of major irregularities	279
V.5.4 Specific situations (pro memoria)	280
V.5.5 Exceptions (pro memoria)	280
V.5.6 Specific national instructions (reserved)	280
V.5.7 Restricted part for customs use only	280

V.5.8 Annexes	280
CHAPTER 6 – FORMALITIES AT THE CUSTOMS OFFICE OF DESTINATION	281
V.6.1 Introduction	281
V.6.2 General theory and legislation.....	281
V.6.3 The formalities at the customs office of destination	282
V.6.3.1 Presentation of the goods together with the documents	282
V.6.3.2 Control of the end of the procedure.....	283
V.6.4 Specific situations.....	287
V.6.4.1 Issuing a receipt.....	287
V.6.4.2 Issuing alternative proof.....	289
V.6.4.3 Presentation of the goods and the documents outside the appointed days and hours and at a place other than the customs office of destination	290
V.6.4.4 Irregularities	291
V.6.4.4.1 Irregularities concerning seals	291
V.6.4.4.2 Other irregularities	291
V.6.4.5 Change of customs office of destination	292
V.6.5 Presentation of the goods and the transit declaration after expiry of time limit	294
V.6.6 Specific national instructions (reserved)	294
V.6.7 Restricted part for customs use only	294
V.6.8 Annexes	294
V.6.8.1 Standard endorsement ‘satisfactory’	295
V.6.8.2 Phrase ‘alternative proof’	295
V.6.8.3 List of central offices for the return of copy 5 of the SAD or second copies of the TAD	296
V.6.8.4 Phrase ‘difference’	297
V.6.8.5 Phrase ‘discrepancy’	300
V.6.8.6 Phrase ‘enquires being made’	300
V.6.8.7 Phrase ‘charges collected’	300
V.6.8.8 Phrase ‘differences: office where goods were presented (name and country)’	301
V.6.8.9 Phrase ‘exit from Subject to restrictions or charges under regulation/ directive/ decision no.....’	302
PART VI – SIMPLIFICATIONS.....	304
VI.1 Introduction	304
VI.2 General theory and legislation.....	304
VI.2.1 Types of transit simplifications and conditions	305
VI.2.2 Authorisation procedure.....	311
VI.2.3 Monitoring of an authorisation	315
VI.2.4 Annulment, revocation and amendment of an authorisation.....	316
VI.2.5 Suspension of an authorisation	317
VI.2.6 Re-assessment of an authorisation	318
VI.3 Description of simplifications	319
VI.3.1 Comprehensive guarantee and guarantee waiver.....	321

VI.3.2 Use of seals of a special type	321
VI.3.3 Authorised consignor	322
VI.3.3.1 Introduction	323
VI.3.3.2 Authorisation.....	323
VI.3.3.3 Procedures	324
VI.3.3.3.1 Standard transit procedure – obligations of the authorised consignor	324
VI.3.3.3.2 Business continuity procedure – obligations of the authorised consignor	326
VI.3.4 Authorised consignee	330
VI.3.4.1 Introduction	330
VI.3.4.2 Authorisation.....	330
VI.3.4.3 Temporary storage	331
VI.3.4.4 Procedures	332
VI.3.4.4.1 Standard transit procedure	332
VI.3.4.4.2 Business continuity procedure	333
VI.3.5 Goods carried by rail.....	334
VI.3.5.1 Simplifications applicable to transit procedures by rail.....	334
VI.3.5.2 The standard procedure for rail and its particularities	335
VI.3.5.3 Paper-based transit procedure for rail (transitional provision)	338
VI.3.5.3.1 Introduction.....	338
VI.3.5.3.2 Conditions for using the paper-based CIM consignment note as a transit declaration	338
VI.3.5.3.3 Authorised railway undertakings	340
VI.3.5.3.4 Using the paper-based transit procedure.....	342
VI.3.5.3.5 Supervision of movements under the paper-based transit procedure for rail.....	353
VI.3.5.3.6 Guarantee in the context of the simplified rail-transit procedure	356
VI.3.5.3.7 Case scenarios	359
VI.3.5.4 Other paper-based rail-transit procedures (transitional provision)	364
VI.3.5.5 T2-Corridor	364
VI.3.6 Goods carried by air – using paper-based manifests to place goods under the common/Union transit procedure	365
VI.3.6.1 Introduction	365
VI.3.6.2 Using the paper-based common/Union transit procedure for goods carried by air.....	366
VI.3.6.2.1 Authorisation to use the paper-based common/Union transit procedure for goods carried by air.....	367
VI.3.6.2.2 Using the paper-based common/Union transit procedure for goods carried by air.....	367
VI.3.6.2.3 Using the paper-based common/Union transit procedure for goods carried by air.....	370
VI.3.6.3 The use of the common/Union transit procedure based on an electronic manifest for goods carried by air.....	372
VI.3.6.4 Particular cases (using the paper-based common/Union transit procedure for goods carried by air)	372
VI.3.6.4.1 Transport by express carriers	376
VI.3.7 Goods carried by sea	377
VI.3.7.1 Introduction.....	377
VI.3.7.2 Using the paper-based Union transit procedures for goods carried by sea	378

VI.3.7.2.1 Authorisation for using the paper-based Union transit procedures for goods carried by sea	378
VI.3.7.2.2 Using the paper-based Union transit procedures for goods carried by sea	380
VI.3.7.2.3 Examples	383
VI.3.7.4 Particular cases (using the paper-based Union transit procedure for goods carried by sea).....	384
VI.3.7.4.1 Groupage	384
VI.3.7.4.2 Movement of goods by sea on vessels providing services other than a regular shipping service.....	388
VI.3.8 Simplified procedures based on Article 6 to the Convention	388
VI.3.9 Goods carried by air - using an electronic transport document (ETD) as a transit declaration to place goods under the common/Union transit procedure.....	389
VI.3.9.1 Introduction.....	389
VI.3.9.2 General information	390
VI.3.9.3 Authorisation to use the ETD.....	390
VI.3.9.4 Procedural rules for using the ETD.....	394
VI.3.9.4.1 Data required for the ETD	394
VI.3.9.4.2 Procedure at the customs office of departure.....	401
VI.3.9.4.3 Procedure at the customs office of destination	403
VI.3.10 Goods carried by sea - using an ETD as a transit declaration to place goods under the Union transit procedure	406
VI.3.10.1 Introduction.....	406
VI.3.10.2 General information	407
VI.3.10.3 Authorisation to use the ETD.....	407
VI.3.10.4 Procedural rules for using the ETD.....	411
VI.3.10.4.1 Data required for the ETD	411
VI.3.10.4.2 Procedure at the customs office of departure.....	416
VI.3.10.4.3 Procedure at the customs office of destination	419
VI.4 Specific situations (pro memoria)	422
VI.5 Exceptions (pro memoria).....	422
VI.6 Specific national instructions (reserved).....	422
VI.7 Restricted part for customs use only	422
VI.8 Annexes.....	422
VI.8.1 Specimen of a special stamp used by an authorised consignor.....	423
VI.8.2 Derogations - special stamp (IT).....	423
VI.8.3 List of airports and controlling customs offices.....	423
VI.8.4 Specimen of an authorisation to use the common/Union transit procedure based on an electronic manifest for goods carried by air	424
VI.8.5 Air groupage flowchart	424
VI.8.6 Specimen of an authorisation to use the paper-based Union transit procedures for goods carried by sea	425
VI.8.7 Sea groupage flowchart.....	429
VI.8.8 Communication simplified procedures	430

VI.8.9 The list of authorities responsible for the consultation procedure if the ETD is used as a transit declaration for goods moved by air	431
VI.8.10 Model consultation letter for the ETD	432
VI.8.11 The list of authorities responsible for the consultation procedure if the ETD is used as a transit declaration for goods moved by sea	434
VI.8.12 Correspondence table CIM – CIM/SMGS	435
VI.8.13 Declarations by railway undertakings	436
PART VII - DISCHARGE OF THE TRANSIT PROCEDURE AND THE ENQUIRY PROCEDURE	437
VII.1 Introduction, legislation, and general theory	438
VII.1.1 Introduction.....	438
VII.1.2 Legislation and general theory.....	438
VII.1.2.1 Legal sources	438
VII.1.2.2 General theory	438
VII.1.2.2.1 Ending and discharge of the transit operation	439
VII.1.2.2.2 Enquiry procedure for checking the end of the procedure	439
VII.1.2.2.3 Information exchange	440
VII.2 Discharge of the transit procedure and status request.....	441
VII.2.1 Introduction.....	441
VII.2.2 Discharge conditions	441
VII.2.3 Effects of discharge	442
VII.2.4 Form of discharge	442
VII.2.5 Status request and response	442
VII.3 Enquiry procedure.....	444
VII.3.1 Introduction.....	444
VII.3.2 Enquiry starting with the holder of the procedure	445
VII.3.2.1 Objectives of the request for information.....	445
VII.3.2.2 General procedure for the information request to the holder of the procedure	446
VII.3.2.3 Procedure for the request of information in the case of simplified procedures specific to certain modes of transport.....	447
VII.3.3 Alternative proof of the end of the procedure	448
VII.3.3.1 Alternative proof that the goods have been presented to a customs office of destination or an authorised consignee	449
VII.3.3.2 Alternative proof that the goods in question were placed under a customs procedure in a third country	451
VII.3.4 Enquiry with the customs office of destination	452
VII.3.4.1 Competent authority and time frame for launching the enquiry request	453
VII.3.4.2 Sending the ‘Enquiry Request’ (IE142)	453
VII.3.4.2.1 Use of the information exchange messages.....	454
VII.3.4.3 Cancellation of the ‘Enquiry Request’ (IE142).....	454
VII.3.4.4 Reaction of the country of destination.....	455
VII.3.4.4.1 Search of records	455
VII.3.4.4.2 Result of the search of records.....	455

VII.3.4.4.3 Time limit for responding if the enquiry procedure started with the customs office of destination	457
VII.3.4.4.4 Response codes to the enquiry request	457
VII.3.4.5 Request to the holder of the procedure after starting the enquiry with the customs office of destination.....	458
VII.3.4.6 Consequences of the enquiry procedure's results.....	459
VII.4 Business continuity procedure	460
VII.4.1 Enquiry notice in the case of the business continuity or simplified procedure specific to certain modes of transport.....	461
VII.4.1.1 Introduction.....	461
VII.4.1.2 Enquiry starting with the holder of the procedure	462
VII.4.1.3 Competent authority and time frame for launching the enquiry notice.....	462
VII.4.1.4 Enquiry notice TC20.....	463
VII.4.1.5 Reaction of the country of destination to the enquiry notice.....	464
VII.4.1.6 Reaction of the customs office of transit to the enquiry notice	467
VII.4.1.7 Consequences of the enquiry procedure	468
VII.5 Post-clearance verification procedure.....	469
VII.5.1 Objectives and methods of a post-clearance verification	469
VII.5.2 Documents subject to verification	469
VII.5.2.1 Transit declarations (business continuity procedure)	469
VII.5.2.2 Electronic transport document as a transit declaration	470
VII.5.2.3 Alternative proof.....	471
VII.5.2.4 T2L documents	471
VII.5.2.5 Commercial documents equivalent to a T2L document	471
VII.5.3 Consequences of the verification.....	471
VII.6 Exceptions (pro memoria).....	472
VII.7 Specific national instructions (reserved).....	472
VII.8 Annexes.....	472
VII.8.1 List of competent authorities	472
VII.8.2 Model of a letter of information to the holder of the procedure	473
VII.8.3 Specimen of enquiry notice TC20 and explanatory notes	475
VII.8.4 Specimen of sending information TC20A.....	480
VII.8.5 Specimen of post-clearance request TC21	481
VII.8.6 Specimen of post-clearance request TC21A.....	483
VII.8.7 Examples of situations in the enquiry procedure.....	485
PART VIII – DEBT AND RECOVERY	487
VIII.1 Scope of the provisions.....	487
VIII.1.1 Definitions	487
VIII.1.2 Distinction between financial and penal provisions.....	487
VIII.2 Incurrence/non-incurrence of a debt, failures, and identification of the debtors and guarantors.....	488
VIII.2.1 Incurrence/non-incurrence of the debt	488
VIII.2.1.1 When is a debt incurred.....	488

VIII.2.1.1.1 Unlawful removal of the goods from the procedure	488
VIII.2.1.1.2 Non-compliance with the conditions.....	489
VIII.2.2 Failures of the procedure	489
VIII.2.2.1 Situations of unlawful removal	489
VIII.2.2.2 Situations which do not represent unlawful removals.....	490
VIII.2.2.3 Situation where one or more conditions governing the placing of the goods under the procedure are not fulfilled	490
VIII.2.2.4 Debt incurred in connection with the transit procedure	491
VIII.2.3 Extinguishment of a debt.....	491
VIII.2.4 Identification of the debtors and guarantors.....	492
VIII.2.4.1 Who are the debtors.....	492
VIII.2.4.2 Claims against debtors.....	493
VIII.2.4.3 Different debtors and their joint and several liability.....	493
VIII.2.4.4 Notifying the debtor	494
VIII.2.4.5 Claims against the guarantor	494
VIII.2.4.5.1 Guarantor's liability and release.....	494
VIII.2.4.5.2 Limitation of liability by the guarantor	495
VIII.2.4.5.3 Notifying the guarantor	496
VIII.2.4.6 Calculation of the amount of the debt	497
VIII.3 Recovery of the debt.....	500
VIII.3.1 General analysis	500
VIII.3.2 Identifying the authority responsible for recovery	500
VIII.3.2.1 Authority responsible for recovery.....	500
VIII.3.2.2 Place where the debt arises.....	500
VIII.3.2.2.1 Place where the events giving rise to the debt occur.....	501
VIII.3.2.2.2 Place where the competent authorities conclude that the goods were in a situation giving rise to the debt.....	501
VIII.3.2.2.3 Place determined by default	501
VIII.3.3 Recovery procedure.....	504
VIII.3.3.1 Information exchange messages.....	504
VIII.3.3.2 Exchange of information and co-operation with a view to recovery	505
VIII.3.3.3 Recovery request from the competent authority of departure.....	506
VIII.3.3.4 Recovery request from another competent authority	506
VIII.3.3.5 Recovery acceptance by the requested authority	507
VIII.3.3.6 Communicating the start of the recovery procedure	509
VIII.3.4 Subsequent identification of the place where a debt arose.....	510
VIII.3.4.1 New evidence after the initiation of recovery proceedings	510
VIII.3.4.2 New competent authority and new recovery measures	511
VIII.3.4.3 Consequences for the original recovery	512
VIII.3.4.4 Consequences for the recovery.....	512
VIII.3.4.4.1 Notifying the customs offices of departure and guarantee of recovery or discharge.....	512
VIII.3.4.4.2 Notifying the guarantor of recovery or discharge	512
VIII.4 Specific situations (pro memoria).....	513
VIII.5 Exceptions (pro memoria)	513
VIII.6 Specific national instructions (reserved)	513

VIII.7 Restricted part for customs use only.....	513
VIII.8 Annexes	513
VIII.8.1 List of authorities responsible for recovery in the business continuity procedure.....	513
VIII.8.2 TC24 information notice and TC25 recovery notice.....	514
VIII.8.3 TC30 request for address(es).....	519
PART IX – THE TIR PROCEDURE (APPLICABLE WITHIN THE UNION)	520
IX.1 TIR (Transport Internationaux Routiers)	520
IX.1.1 Background and legislation.....	520
IX.1.2 The principles of the TIR system.....	521
IX.2 Authorisations	522
IX.2.1 Authorisation of guaranteeing associations	522
IX.2.1.1 The authorisation process.....	522
IX.2.1.2 The criteria for authorisation.....	523
IX.2.1.3 Written agreement.....	523
IX.2.1.4 Monitoring of the authorisation	523
IX.2.2 Authorisation of TIR carnet holders	523
IX.2.2.1 The authorisation process.....	524
IX.2.2.2 Sharing the authorisation process	524
IX.2.2.2.1 Customs authorities' checks.....	524
IX.2.2.2.2 Monitoring of the authorisation	525
IX.2.2.3 Withdrawal of the authorisation.....	526
IX.2.2.3.1 Use of Article 38 versus Article 6.4.....	526
IX.2.2.3.2 Application of Article 38 of the TIR Convention	526
IX.2.2.3.3 Application of Article 6.4 of the TIR Convention.....	527
IX.2.2.3.4 Notification to the European Commission and Member States.....	527
IX.2.2.4 Notification of decisions to reinstate access to the TIR system.....	527
IX.3 Guarantees.....	528
IX.3.1 Introduction.....	528
IX.3.2 Amount of guarantee.....	528
IX.3.2.1 Maximum amount of guarantee	528
IX.3.2.2 Rules concerning the exchange rate.....	528
IX.3.3 Scope of guarantee cover	529
IX.3.4 Liability of the Union's guaranteeing associations.....	529
IX.4 Formalities at the office of departure or entry.....	530
IX.4.1 Introduction.....	530
IX.4.2 Acceptance of TIR carnet data.....	531
IX.4.3 Security of vehicle/container	533
IX.4.3.1 Recommendation on the use of a code system to report defect remarks in the Certificate of Approval.....	533
IX.4.4 Action at the customs office of departure or entry.....	533
IX.4.4.1 Proper use of the TIR carnet	534
IX.4.4.2 Recommendation on the use of HS code	535
IX.4.4.3 Proof of the customs status of Union goods	535

IX.4.4.4 Presentation of a guarantee	535
IX.4.4.5 Sealing of vehicles/containers.....	536
IX.4.4.6 Time limit.....	536
IX.4.4.7 Itinerary for movements of goods under a TIR operation	537
IX.4.4.8 Release of a TIR operation.....	537
IX.4.5 Intermediate loading	538
IX.4.5.1 Temporary suspension of the TIR transport	538
IX.4.6 Discrepancies	539
IX.4.6.1 Treatment of discrepancies	539
IX.4.6.2 Discrepancies detected by the customs office of departure	539
IX.4.6.3 Discrepancies detected by the customs office of entry	540
IX.5 Formalities at the customs office of destination or exit	540
IX.5.1 Introduction	541
IX.5.2 Discharge of the TIR operation by the customs office of departure or entry	541
IX.5.3 Action at the customs office of destination or exit	542
IX.5.4 Change of the customs office of destination or exit.....	543
IX.5.5 Incidents during the movement of goods and the use of the certified report	544
IX.5.6 Irregularities detected at the customs office of destination or exit	545
IX.5.6.1 Irregularities concerning goods.....	545
IX.5.6.2 Irregularities concerning seals	546
IX.5.6.3 Other irregularities	546
IX.5.7 Control system for TIR carnets	546
IX.5.8 Intermediate unloading	547
IX.5.9 Treatment of returned TIR transports	548
IX.6 Enquiry procedure	548
IX.6.1 Pre-enquiry action	549
IX.6.2 Enquiry procedure.....	549
IX.6.3 Alternative proof of termination	551
IX.6.4 Debt and recovery	551
IX.6.4.1 Identification of person(s) directly liable.....	552
IX.6.4.2 Recovery of the debt and/or other charges.....	552
IX.6.5 Claim against guaranteeing association	553
IX.6.6 Application of Articles 163-164 IA	553
IX.6.6.1 Transfer of responsibility for recovering the debt	554
IX.7 Authorised consignee	554
IX.7.1 Introduction	554
IX.7.2 Authority to break and remove customs seals	555
IX.7.3 Arrival of the goods	555
IX.7.4 Presentation of the TIR carnet	556
IX.7.5 Endorsement and return of the TIR carnet to the TIR carnet holder	556
IX.8 Annexes to Part IX	557
IX.8.1 Focal points in the Union.....	557
IX.8.2 The correlation table	558
IX.8.3 Filling in the TIR carnet.....	560
IX.8.4 TIR operations in particular circumstances (the fallback/business continuity procedure)	568

IX.8.5 Written notification	570
IX.8.6 Specimen enquiry notice	572
IX.8.7 Model EU Agreement/Undertaking	574
IX.8.8 Specimen stamp for the fallback/business continuity procedure	576
IX.8.9 Examples of situations lodging the electronic TIR carnet data	576

List of commonly used abbreviations

e-AD	Electronic Administrative Document
AT	Austria
ATA	ATA carnet (temporary admission)
BE	Belgium
BG	Bulgaria / Bulgarian
CAP	Common Agricultural Policy
CCT	Common Customs Tariff (EC)
CH	Switzerland
CIM	<i>Contrat de transport International ferroviaire des Marchandises</i> (International waybill for transport of goods by rail)
CMR	<i>Contrat de transport international de Marchandises par Route</i> (International waybill for transport of goods by road)
COMMISSION	Commission of the European Union
Convention	Convention on a common transit procedure of 20 May 1987
CS	Czech
CY	Cyprus
CZ	Czechia
DA	Danish
DA	Commission Delegated Regulation (EU) 2015/2446 of 28 July 2015 supplementing Regulation (EU) of the European Parliament and of the Council laying down the Union Customs Code)
DE	Germany/German
DK	Denmark
EAD	Export Accompanying Document
ECS	Export Control System
EDI	Electronic Data Interchange
EE	Estonia/Estonian
EFTA	European Free Trade Association
EL	Greek

EN	English
ENS	Entry Summary Declaration
ES	Spain/Spanish
FI	Finland/Finnish
FR	France/French
GB	Great Britain
GR	Greece
HS	Harmonised System of the description and classification of goods
HR	Croatia/Croatian
HU	Hungary/Hungarian
IE	Ireland
IA	Commission Implementing Regulation (EU) 2015/2447 of 24 November 2015 laying down detailed rules for implementing certain provisions of Regulation (EU) No 952/2013 of the European Parliament and of the Council laying down the Union Customs Code
IRU	International Road Transport Union
IS	Iceland/Icelandic
IT	Italy/Italian
LT	Lithuania/Lithuanian
LoI	List of Items
LU	Luxembourg
LV	Latvia/Latvian
MK	Republic of North Macedonia
MT	Malta/Maltese
NCTS	New computerised transit system
NL	Netherlands/Dutch
NO	Norway/Norwegian
OJ	Official Journal
PL	Poland/Polish
PT	Portugal/Portuguese

RO	Romania/Romanian
RS	Serbia/Serbian
RSS	Regular shipping service
SAD	Single administrative document
SAD Convention	Convention on the simplification of formalities in trade in goods of 20 May 1987
SE	Sweden
SI	Slovenia
SK	Slovak Republic/Slovakian
SL	Slovenian
SV	Swedish
TDA	Commission Regulation (EU) 2016/341 of 17.12.2015 supplementing Regulation (EU) No 952/2013 of the European Parliament and of the Council as regards transitional rules for certain provisions of the Union Customs Code where the relevant electronic systems are not yet operational and amending Delegated Regulation (EU) 2015/2446 (OJ L 69, 15.03.2016 p.1)
TR	Turkey/Turkish
TAD	Transit accompanying document
TIR	Carnet TIR (<i>Transport Internationaux Routiers</i>) (International Road Transport)
TSAD	Transit/security accompanying document
TSLoi	Transit/Security List of Items
UCC	Regulation (EU) No 952/2013 of the European Parliament and of the Council of 9 October 2013 laying down the Union Customs Code (OJ L 269, 10 October 2013)
UK	United Kingdom

List of definitions

Electronic Administrative Document (e-AD)	For Union transit only - control document used to cover the movement of excisable goods in free circulation between two points in the EU.
ATA carnet	Customs document used for the temporary export, transit and temporary admission of goods for specific purposes, e.g. for displays, exhibitions and fairs, as professional equipment and as commercial samples.
Authorised consignor	Person authorised to carry out transit operations without presenting the goods at the customs office of departure.
Authorised consignee	<p>Person authorised to receive (at their premises, or any other specified place) goods under a transit procedure without having to present them at the customs office of destination.</p> <p>These goods must be accompanied by the master reference number (MRN) for the transit operation in question.</p>
Common transit	Customs procedure for transporting goods between the EU and common transit countries, and between common transit countries themselves (see definition below).
Union goods	<p>Goods which fall into any of the following categories :</p> <ul style="list-style-type: none">– goods wholly obtained in the customs territory of the Union and not incorporating goods imported from countries or territories outside this territory;– goods brought into the customs territory of the Union from countries or territories outside that territory and released for free circulation;– goods obtained or produced in the customs territory of the Union , either solely from goods referred to in the second indent or from goods referred to in both the first and second indents
Union transit procedure	Customs procedure that allows goods to be moved from one point in the EU to another.
Competent authority	The customs authority or any other authority responsible for applying the customs rules.

Contracting party	A party to the Convention on a common transit procedure of 20 May 1987 and the Convention on the simplification of formalities in trade in goods of 20 May 1987. There are seven Contracting Parties: the European Union, Iceland, Norway, Switzerland, Turkey, the Republic of North Macedonia and Serbia.
Customs status	The status of goods as Union goods or non-Union goods.
Customs territory of the Union	<p>The customs territory of the Union comprises the following territories, including their territorial waters, internal waters and airspace:</p> <ul style="list-style-type: none"> • the territory of the Kingdom of Belgium, • the territory of the Republic of Bulgaria, • the territory of the Czech Republic, • the territory of the Kingdom of Denmark, except the Faroe Islands and Greenland, • the territory of the Federal Republic of Germany, except the Island of Heligoland and the territory of Buesingen (Treaty of 23 November 1964 between the Federal Republic of Germany and the Swiss Confederation), • the territory of the Republic of Estonia, • the territory of Ireland, • the territory of the Hellenic Republic, • the territory of the Kingdom of Spain, except Ceuta and Melilla, • the territory of the French Republic and the territory of Monaco as defined in the Customs Convention signed in Paris on 18 May 1963 except the overseas territories and Saint-Pierre and Miquelon, • the territory of the Italian Republic, except the municipalities of Livigno and the national waters of Lake Lugano which are between the bank and the political frontier of the area between Ponte Tresa and Porto Ceresio, • the territory of the Republic of Cyprus, in accordance with the provisions of the 2003 Act of Accession, • the territory of the Republic of Latvia, • the territory of the Republic of Lithuania, • the territory of the Grand Duchy of Luxembourg, • the territory of Hungary,

- the territory of Malta,
- the territory of the Kingdom of the Netherlands in Europe,
- the territory of the Republic of Austria,
- the territory of the Republic of Poland,
- the territory of the Portuguese Republic,
- the territory of Romania,
- the territory of the Republic of Slovenia,
- the territory of the Slovak Republic,
- the territory of the Republic of Finland,
- the territory of the Kingdom of Sweden,
- the territory of the United Kingdom of Great Britain and Northern Ireland and of the Channel Islands and the Isle of Man.
- the territory of the Republic of Croatia.

The customs territory of the Union also includes the following territories, including their territorial waters, internal waters and airspace, that are situated **outside the territory of the Member States**, taking into account the conventions and treaties applicable to them:

(a) FRANCE

The territory of Monaco as defined in the Customs Convention signed in Paris on 18 May 1963 (*Journal officiel de la République française* (Official Journal of the French Republic) of 27 September 1963, p. 8679);

(b) CYPRUS

The territory of the United Kingdom Sovereign Base Areas of Akrotiri and Dhekelia as defined in the Treaty concerning the Establishment of the Republic of Cyprus, signed in Nicosia on 16 August 1960 (United Kingdom Treaty Series No 4 (1961) Cmnd. 1252).

Export accompanying document (EAD)

(for the EU only) Document that accompanies the goods where an export declaration is processed at the customs office of export by the Export Control System.

The EAD corresponds to the specimen and notes in Appendices H1 and H2, Annex 9 of the TDA

European Union (EU)	Member States are Austria, Belgium, Denmark, Finland, France, Germany, Greece, Ireland, Italy, Luxembourg, Netherlands, Portugal, Spain, Sweden, Czechia, Cyprus, Estonia, Hungary, Latvia, Lithuania, Malta, Poland, Slovakia, Slovenia, Bulgaria, Romania and Croatia.
European Free Trade Association (EFTA)	Group of countries – Iceland, Norway, Switzerland and Liechtenstein – that share free trade arrangements.
Common transit country	Any country, other than EU Member States, that is a contracting party to the 1987 Convention on a common transit procedure
Guarantee	Financial cover furnished by the operator who is the holder of the common transit procedure, to ensure that customs duties and other charges are collected by the customs authorities,
Loading list	<p>A document that may be used in place of a SAD-BIS when more than one item is being moved under transit in a business continuity procedure.</p> <p>The loading list corresponds to the specimen and notes in Annex B4, Appendix III to the Convention/Annex 72-04 IA.</p>
List of Items (LoI)	<p>The LoI accompanies the TAD (transit accompanying document) and the goods where a transit declaration for more than one item of goods is processed at the customs office of departure by the NCTS (new computerised transit system).</p> <p>The LoI corresponds to the specimen and notes in Annexes A5 and A6, Appendix III to the Convention/ Appendix F2, Annex 9, TDA.</p>
Manifest	For maritime and air transport, this is the document listing the cargo being carried. The document may be used for customs purposes, subject to prior authorisation, when it contains the necessary data, in particular regarding the goods' customs status and identification details.
Non-Union goods	Goods other than Union goods.
Customs office of departure	The customs office where declarations placing goods under the transit procedure are accepted.
Customs office of	The customs office where the goods placed under the transit

destination	procedure must be presented in order to end the procedure.
Customs office of guarantee	The office where the customs authorities of each country decide that guarantees are to be lodged.
Customs office of transit	The customs office situated at the point of entry or exit, depending the type of transit scheme that applies.

See table for details:

	Common transit	Union transit
Point of entry	Into a common transit country (contracting party to the common transit convention)	Into the customs territory of the Union – when the goods have crossed a territory outside this territory in the course of a transit operation
Point of exit	From a common transit country – when the goods are leaving that country's customs territory in the course of a transit operation via a frontier between that country and a third country (a non-common transit country)	From the customs territory of the Union – when the goods are leaving that territory in the course of a transit operation via a border with a territory that is not a common transit country

- Person established in a contracting party
- any individual who has their habitual residence in the contracting party (common transit country)
 - any organisation (legal person or association of persons) with a registered office, central headquarters or permanent business establishment in the contracting party (common transit country).

Holder of the transit procedure The person who lodges the transit declaration or on whose behalf the declaration is lodged.

Customs representation Any person appointed by another person to carry out the acts and formalities required under the customs legislation in their dealings with customs authorities.

Single Administrative Multi-copy form used throughout the EU and the common transit countries for placing goods under the transit procedure,

Document (SAD)	as part of a business continuity procedure (see part V).
SAD-BIS	Form used to supplement the copies of the SAD when more than one item is being declared under a business continuity procedure.
Special fiscal territories	<p>A part of the customs territory of the Union where these 2 Directives do not apply:</p> <ul style="list-style-type: none"> – Council Directive 2006/112/EC of 28 November 2006 on the common system of value added tax – Council Directive 2008/118/EC of 16 December 2008 concerning the general arrangements for excise duty. <p>These are:</p> <p>the Åland Islands, the Canary Islands, the Channel Islands, Mount Athos and the French territories (Guadeloupe, French Guiana, Martinique, Réunion, Mayotte, Saint-Barthélemy and Saint-Martin).</p>
Transit accompanying document (TAD)	<p>Document printed from the NCTS to accompany the goods, based on the particulars of the transit declaration.</p> <p>The TAD corresponds to the specimen and notes in Appendix III, Annexes A3 and A4, Appendix III to the Convention/Appendix F1, Annex 9, TDA.</p>
Transit/Security accompanying document (TSAD)	<p><i>For Union transit only</i></p> <p>The TSAD accompanies the goods where a transit declaration is processed at the customs office of departure by the NCTS and contains both transit data and security and safety data.</p> <p>The TSAD corresponds to the specimen and notes in Appendix F3, Annex 9 TDA. However, it may also be printed in common transit countries, if the customs offices of transit and/or destination are in the EU.</p>

Transit/Security Items (TSLoI)	<p>List of <i>For Union transit only</i></p> <p>The TSLoI accompanies the TSAD and the goods if:</p> <ul style="list-style-type: none"> – a transit declaration is processed at the customs office of departure by the NCTS: – the declaration contains more than one item of goods, and – the declaration contains transit data and security and safety data. <p>The TSLoI corresponds to the specimen and notes in Appendix F4, Annex 9 TDA. However, it may also be printed in common transit countries, if the customs offices of transit and/or destination are in the EU.</p>
Third country	Any country which is not a member of the EU or a contracting party to the common transit convention.
Transit declaration	Act whereby a person indicates in the prescribed form and manner a wish to place goods under the transit procedure.

General information sources

European Union

<http://eur-lex.europa.eu/homepage.html>

Customs legislation

http://ec.europa.eu/taxation_customs/customs/procedural_aspects/transit/index_en.htm

- Transit manual
- Transit customs offices list
- Transit Network address book
- New Customs Transit Systems for Europe (brochure)
- Legislation
- Trade consultation
- National customs websites:

http://ec.europa.eu/taxation_customs/common/links/customs/index_en.htm

Other:

World Customs Organisation:

UNECE – TIR convention:

World Customs Organisation

<http://www.unece.org/trans/bcf/welcome.html>

PART I - GENERAL INTRODUCTION

Part I gives the historical background and an overview of the transit systems.

Paragraph I.1 explains the character and purpose of transit and contains a brief history.

Paragraph I.2 refers to the status of goods for customs purposes.

Paragraph I.3 provides a summary of the common transit procedure.

Paragraph I.4 provides a summary of the Union transit procedure and other transit procedures that apply in the EU.

Paragraph I.5 covers exceptions.

Paragraph I.6 is reserved for specific national instructions.

Paragraph I.7 is reserved for the use by customs administrations.

Paragraph I.8 contains the Annexes.

I.1 How transit works

Movement of goods

When goods enter a country/territory, customs will demand payment of import duties and other charges and, where appropriate, apply trade policy measures (for example anti-dumping duties).

This is the case even where the goods are only meant to pass through (transit) that country/territory on their way to another. Under certain conditions, the taxes and charges paid may be reimbursed when the goods leave that country/territory.

In the next country/territory this procedure may have to be repeated. The goods may have to undergo a series of administrative procedures at each border crossing, before reaching their final destination.

How transit works

Transit reduces this administration, and the related costs, for operators. It is a customs procedure they can use to move goods across borders or territories without paying the charges usually due when the goods enter (or leave) the territory. It requires only one customs formality, on exiting the territory covered by the procedure.

Transit is particularly relevant to the EU, where a single customs territory is combined with multiple fiscal territories: goods can move under transit from their point of entry into the EU to the point of their final destination.

At this point transit has ended, the customs and local fiscal obligations are taken care of and the goods released for free circulation, or placed under another suspensive customs procedure.

A suspensive procedure can also be ended by placing non-Union goods under transit, for example re-export from the Union customs territory.

Development of a transit system

After the end of the second world war, there was a rapid growth in trade in goods in Europe. It soon became clear that lengthy and cumbersome customs procedures each time goods crossed a border put a severe strain and burden on trade. Against a background of growing cooperation between nations, negotiations started under

the auspices of the UN Economic Commission for Europe, with the objective of drawing up an international agreement to facilitate the movement of goods in Europe.

TIR Agreement In 1949 the first such act – the TIR Agreement – was drawn up. It led to the introduction of a guarantee system in a number of European countries, covering the duties and other charges at risk on goods moving in Europe, in the course of international trade.

The success of the 1949 Agreement led to the creation in 1959 of the TIR Convention². The Convention was revised in 1975 and currently has 76 Contracting Parties (June 2019).

European Community In parallel to the global development of international trade, it was found that the emerging and expanding European Community required a specific transit system to facilitate the movement of goods and customs formalities within and between its member states.

European Community/European Union

The Treaty founding the European Community was concluded in 1957 and entered into force on 1 January 1958.

Founding members were: Belgium, France, Germany, Italy, Luxembourg and the Netherlands.

In 1973 Denmark, Ireland and the United Kingdom joined, followed in 1981 by Greece; in 1986 by Portugal and Spain; in 1995 by Austria, Finland and Sweden; in 2004 by the Czech Republic, Estonia, Cyprus, Latvia, Lithuania, Hungary, Malta, Poland, Slovenia and the Slovak Republic; in 2007 by Bulgaria and Romania; and in 2013 by Croatia.

The Community transit system The need for a specific transit system for the European Community became more apparent in 1968 when the Common Customs Tariff was introduced.

The Community transit system was introduced in 1968. It facilitated the movement of both Community and non-Community goods within the European Community. For the first time use was made of the symbols T1 for non-Community goods and T2 for

2 Customs Convention on the International Transport of Goods under cover of TIR carnets (TIR Convention, 1975).

Community goods.

Intra-Community
movement of
goods via EFTA
countries

Due to increased levels of trade and to facilitate the movement of goods in Europe, the Community transit system was extended in 1972 by two Agreements to cover trade with Austria and Switzerland. These two countries, with important geographical locations in Europe, were members of the European Free Trade Association (EFTA).

European Free Trade Association (EFTA)

The EFTA agreement was concluded in 1959 and entered into force in 1960. Original members were Austria, Denmark, Norway, Portugal, Sweden, Switzerland and the United Kingdom. Iceland and Finland became members of the Association later.

Austria, Denmark, Finland, Portugal, Sweden and the United Kingdom are no longer members of EFTA, having joined the European Community.

Common transit

The Agreements of 1972 with the EFTA countries Switzerland and (at the time) Austria were replaced in 1987 by two Conventions drawn up between the European Community and all EFTA countries.

These Conventions would facilitate the import, export and movement of goods to, from and between the European Community and the EFTA countries, but also between individual EFTA countries.

One Convention – known as the ‘**Convention**’ – established a common transit procedure³.

The other – the ‘**SAD Convention**’ – introduced simplified import, export and transit formalities, based on the Single Administrative Document (SAD)⁴.

Visegrad countries

The Conventions were extended on 1 July 1996 to include the four Visegrad countries (the Czech Republic, Hungary, Poland and the Slovak Republic), until they became members of the EU.

Other common

The Convention was also extended to other countries:

3 EC/EFTA Convention on a common transit procedure of 20 May 1987, O.J. L 226, 18.8.1987 + amendments.

4 EC/EFTA Convention on the simplification of formalities in trade in goods (including a Single Administrative Document for use in such trade), O.J. L 134, 22.5.1987 + amendments.

transit countries	<ul style="list-style-type: none"> – Croatia on 1 July 2012 (until it became an EU Member State); – Turkey on 1 December 2012; – Republic of North Macedonia on 1 July 2015; – Serbia on 1 February 2016.
Applicant countries	<p>All future contracting parties to the Convention are considered to be ‘applicant countries’.</p> <p>Many countries have expressed a desire to join the common transit system (mainly Western Balkan countries and Eastern Partnership countries, such as Albania, Armenia, Azerbaijan, Bosnia and Herzegovina, Georgia, the Republic of Moldova and Ukraine).</p>
Reform of transit	The creation of the single market in 1993, together with a changed political environment in central and eastern Europe, presented new challenges which made it necessary to review the transit systems.

I.2 Status of goods

Since the introduction of Community transit in 1968, the customs status of goods is essentially the factor that determines whether goods in transit move under a **T1** or **T2** transit declaration.

In certain circumstances, proof of the customs status of Union goods has to be produced.

Further details on the customs status of Union goods are in Part II.

I.3 Common transit

I.3.1 Legislation

The legal basis for the common transit procedure is the Convention on a common transit procedure of 20 May 1987 (see footnote 3).

The common transit countries (*all contracting parties to the Convention, except Liechtenstein, which has a customs union with Switzerland*) are:

- **EU Member States**
- **Switzerland, Norway and Iceland** (the three EFTA countries)
- **Turkey**
- **Republic of North Macedonia**

- **Serbia**

The legal basis for simplified goods trade formalities between the EU and common transit countries, and also between the common transit countries themselves, is the SAD Convention of May 1987 (see footnote 4).

An explanation of the rules and procedures governing the adoption of common transit legislation is given in Annex I.8.2.

I.3.2 Description of the procedure

The common transit procedure provides for customs and excise duties, VAT and other charges on goods to be suspended during their movement from the customs office of departure to the customs office of destination.

It may be used by economic operators to move goods more easily from one Contracting Party to another. However there is no obligation to use it.

The procedure is managed by the customs administrations of the various Contracting Parties via a network of customs offices:

- customs offices of departure
- customs offices of transit
- customs offices of destination
- customs offices of guarantee.

The common transit procedure starts at the customs office of departure and ends when the goods and the TAD are presented at the customs office of destination, in accordance with the common transit rules.

The procedure involves an exchange of messages in the dedicated NCTS computer system (see Section I.4.1.3), between the customs office of destination and the customs office of departure.

In the business continuity procedure (see part V), one copy of the transit declaration in paper form (SAD or TAD) is returned by the customs office of destination to the customs office of departure (or to a central office in the country of departure).

When it receives confirmation via the NCTS or a paper copy of the transit declaration, the customs office of departure discharges the

	transit procedure and the liability of the holder of the transit procedure, unless major discrepancies have been noted.
Holder of the procedure in common transit	<p>The common transit procedure is initiated when an operator makes a transit declaration at the customs office of departure, asking for the goods to be placed under the transit procedure.</p> <p>This person then becomes the ‘holder of the procedure’ for common transit.</p> <p>After the goods have been released for transit, this person is required to present the goods intact (with seals intact where appropriate), together with the transit declaration, at the customs office of destination, within a prescribed time limit.</p> <p>That customs office will apply the customs rules for the common transit procedure and for the payment of any (customs) debt which is due if an irregularity has occurred.</p> <p>The holder of the procedure should provide a guarantee to cover the amount of possible debt (if they have not been exempted by law or by authorisation). This can be a cash deposit or an undertaking from a financial institution acting as guarantor (see Part III for details of guarantees and guarantors).</p>
<i>Article 2 Convention</i>	There are two categories of common transit procedure, T1 and T2. These reflect the different status of the goods being moved.
T1	T1 (external transit procedure) – this covers the movement of non-Union goods, suspending the measures normally applicable to them on import.
T2	T2 (internal transit procedure) – this covers the movement of Union goods, suspending the measures normally applicable to them on import to a common transit country.
Transit simplifications	Under certain circumstances, if authorisation has been granted by the relevant customs authority, the common transit procedure may be simplified (see Part VI for information on transit simplifications).

I.4 Transit within the Union

This paragraph is subdivided as follows:

- information on the Union transit procedure (Paragraph I.4.1);
- information on other transit systems which apply in the Union (Paragraph I.4.2).

I.4.1 Union transit

I.4.1.1 Legislation

Union transit has its legal basis in the Union Customs Code (Regulation (EU) No 952/2013) and its Delegated Regulation (Regulation (EU) No 2015/2446), Delegated Regulation on transitional measures (Regulation (EU) No 2016/341 and Implementing Regulation (Regulation (EU) No 2015/2447).

The Union transit arrangements were extended to include trade in certain goods with Andorra under the Community-Andorra customs union.

A similar extension exists for trade between the Community (now the Union) and San Marino, under the arrangements for the customs union with San Marino (see Part IV, Chapter 5 for further details concerning Andorra and San Marino).

An explanation of the rules and procedures governing the adoption of the Union transit legislation is given in Annex I.8.1.

I.4.1.2 Description of the procedure

This paragraph describes the Union transit procedures as follows:

- external Union transit procedures (Paragraph I.4.1.2.1);
- internal Union transit procedures (Paragraph I.4.1.2.2).

Use of the Union transit procedure

The Union transit procedure applies to the movement of non-Union goods (and in certain cases of Union goods) between two points in the Union (see also Paragraph I.4.2 for other transit procedures in the Union).

The procedure is managed by the customs administrations of the various Member States via a network of customs offices, known as:

- customs offices of departure;
- customs offices of transit;

- customs offices of destination;
- customs offices of guarantee.

The procedure starts at the customs office of departure and ends when the goods and the TAD are presented at the customs office of destination, in accordance with the transit provisions.

At this point, the customs office of destination and the customs office of departure exchange electronic messages in the NCTS to confirm the transit has ended.

If a business continuity procedure also applies, one copy of the transit declaration in paper form (SAD or TAD/TSAD) is returned by the customs office of destination to the customs office of departure (or to a central office in the Member State of departure).

When it receives either the confirmation via the NCTS or the copy of the transit declaration, the customs office of departure discharges the transit procedure and liability of the holder of the transit procedure, unless major discrepancies have been noted.

Holder of the
procedure in
Union transit

The Union transit procedure is initiated when an operator makes a transit declaration at the customs office of departure, asking for the goods to be placed under the transit procedure.

This person then becomes the ‘holder of the procedure’ for common transit.

After the goods have been released for transit, this person is required to present the goods intact (with seals intact where appropriate), together with the transit declaration, at the customs office of destination, within a prescribed time limit.

That customs office will apply the customs rules for the common transit procedure and for the payment of any (customs) debt which is due if an irregularity has occurred.

The holder of the procedure must provide a guarantee to cover the amount of possible debt (if they have not been exempted by law or by authorisation). This can be a cash deposit or an undertaking from a financial institution acting as guarantor (see Part III for details of guarantees and guarantors).

External and

There are two categories of the Union transit procedure, which

internal transit	generally reflect the status of the goods being moved:
<i>Articles 226 and 227 UCC</i>	<ul style="list-style-type: none"> – T1 (external transit); – T2 (internal transit).
Transit simplifications	Under certain circumstances, if authorisation is granted by the relevant customs office, the Union transit procedure may be simplified (see Part VI for information on transit simplifications).

I.4.1.2.1 External Union transit procedure

T1 The external Union transit procedure (T1), **applies mainly to movements of non-Union goods**. It suspends import duties, other charges and trade policy measures until the goods reach their destination in the Union.

Article 189 DA However, the external Union transit procedure is also mandatory:

– where Union goods are exported from Union customs territory to a common transit country; or

– where they are exported and pass through one or more common transit countries – and the transit procedure, following the export, is being used

in the following cases:

- (a) the Union goods have undergone customs export formalities to obtain refunds of duties paid for exports to third countries under the common agricultural policy;
- (b) the Union goods have come from intervention stocks, they are subject to control measures on their use or destination, and have undergone customs formalities on export to third countries under the common agricultural policy;
- (c) the Union goods are eligible for the repayment or remission of import duties (in accordance with Article 118(4) UCC);

Furthermore, where goods which are referred to in Article 1 of Directive 2008/118/EC⁵ having the customs status of Union goods are exported, they may be placed under the external Union transit procedure.

I.4.1.2.2 Internal Union transit procedure

T2 The internal Union transit procedure (T2) applies to Union goods moved from one point to another within the customs territory of the Union, which pass through a country or territory outside that territory without any change in their customs status.

The T2 procedure also applies to goods moved from the Union to a common transit country, where it follows the export procedure.

T2 is not used when the goods are carried entirely by sea or by air.

T2F The internal Union transit procedure T2F applies to Union goods:

- moved from a special fiscal territory to another part of the customs territory of the Union that is not a special fiscal territory;
- where that movement ends at a place situated outside the Member State where they entered the Union customs territory.

However, in other situations the internal transit procedure (T2F) is an option. The goods may also be moved if the operator has proof that they have the customs status of Union goods.

I.4.1.3 New computerised transit system (NCTS)

The NCTS is a common EU IT tool for managing and controlling the transit system.

Its main objectives are to make transit procedures quicker, more

⁵ Council Directive 2008/118/EC of 16 December 2008 concerning the general arrangements for excise duty and repealing Directive 92/12/EEC (O.J L 009, 14.1.2009, p. 12).

efficient, effective and secure, while preventing and detecting fraud.

Generally the NCTS is **mandatory** for Union (both external and internal) and common transit procedures.

Exceptions

- simplifications concerning certain modes of transport;
- the business continuity procedure;
- travellers entitled to use a paper-based declaration in certain situations.

I.4.1.3.1 Main items or messages used in an NCTS operation

Before going into detail, it is useful to mention the main items and messages in the NCTS operation.

- **Transit declaration** – electronic form (sent as message *IE015 'Declaration Data'*).
- **Master reference number (MRN)** – a unique registration number given by the system to the declaration, to identify the movement.
- **Transit accompanying document (TAD)** – accompanies the goods from the customs office of departure to the customs office of destination.
- **'Anticipated arrival record'** (message *IE001*) – sent by the customs office of departure to the customs office of destination indicated in the declaration.
- **'Anticipated transit record'** (message *IE050*) – sent by the customs office of departure to the declared customs office(s) of transit, to notify the anticipated border passage of the goods.
- **'Notification of crossing frontier'** (message *IE118*) – sent by the actual customs office of transit used, after it has checked the goods.
- **'Arrival advice'** (message *IE006*) – sent by the actual customs office of destination to the customs office of departure, when

the goods arrive.

- **‘Control results’** (message IE018) – sent by the actual customs office of destination to the customs office of departure (after the goods have been checked, where necessary).

It is also important to understand that the system covers all the possible combinations of normal and simplified procedures, at departure (authorised consignor) as well as at destination (authorised consignee).

Annex IV.4.8.1 contains more messages (their numbers, names and abbreviations in the system)

I.4.1.3.2 Customs office of departure

The transit declaration is sent to the customs office of departure in an electronic form. Electronic declarations can be made at the customs office of departure or from an economic operator’s own premises.

The declaration must contain all the data required and comply with the system specifications, since the system codifies and validates the data automatically.

If there is an inconsistency in the data the system will indicate this. The declarant is informed, so he/she can make the necessary corrections before the declaration is finally accepted.

Note that ‘correcting’ a transit declaration does not mean ‘amending’ it, as referred to in Article 31 Appendix I to the Convention/Article 173 UCC (see IV.2.3.2 on amendment of a transit declaration).

Once the corrections have been entered and the declaration is accepted, the system allocates a unique registration number to the declaration – the Master Reference Number (MRN).

Then, once any inspections have been carried out, either at the customs office of departure itself or at the authorised consignor’s premises, and the guarantees are accepted, the goods are released for transit.

The system prints the Transit Accompanying Document (TAD) and, if needed, the List of Items (LoI) – either at the customs office

of departure or at the authorised consignor's premises.

The TAD and the LoI must accompany the goods and be presented at any customs office of transit and at the customs office of destination.

When printing the TAD and the LoI, the customs office of departure simultaneously sends **message IE001** to the declared customs office of destination.

This message mainly contains the information taken from the declaration, enabling the customs office of destination to control the goods when they arrive. The customs office of destination needs to have access to the transit declaration data to make a correct and reliable decision about what actions to take when the goods arrive.

If the goods will also have to pass through a customs office of transit, the customs office of departure also sends **message IE050**, to give advance warning to that office so it can check the passage of the goods.

I.4.1.3.3 Customs office of destination

On arrival, the goods must be presented at the customs office of destination or to the authorised consignee, together with the TAD and LoI, if needed.

That customs office, having already received message IE001, has full details about the transit declaration data and therefore has the opportunity to decide beforehand what controls are necessary.

When the customs office of destination enters the MRN into the NCTS, it automatically locates the message IE001 for these goods, which serves as a basis for any action or control it takes.

The office of destination then straight away sends message IE006 to the customs office of departure.

After the relevant controls have been carried out, the customs office of destination notifies the customs office of departure of the results, using message IE018, and stating which, if any, irregularities have been detected.

Messages IE006 and IE018 are needed for the customs office of

departure to discharge the transit operation and release the guarantees that were used for it.

I.4.1.3.4 Customs office of transit

When goods pass by a customs office of transit, the goods, the TAD and, if needed, the LoI have to be presented to that office.

Message IE050 should already have been entered in the NCTS – the customs office can find it by entering the MRN and subsequently approve the passage of the goods.

It then sends message IE118 to the customs office of departure.

I.4.1.3.5 Changing the customs office of transit or destination

If the goods go via a customs office of transit that is not the declared one, the message that had initially been sent to the declared office of transit (IE050) is of no use.

In this case the actual customs office of transit sends the message ‘ATR request’ (IE114) to the customs office of departure, asking that office for message IE050, so it can access the declaration data.

In response, the customs office of departure sends the message ‘ATR Response’ (IE115).

Likewise, the goods can be presented at a customs office of destination that is different to the one declared.

In this case, the actual customs office of destination sends the message ‘AAR Request’ (IE002) to the customs office of departure, asking it to send message IE001. In this way, the new customs office of destination can obtain the necessary information on the declaration data.

After receiving the message ‘AAR Response’ (IE003) and checking the goods, the customs office of destination sends message IE018.

If there is a change in a customs office of transit or destination, the messages which have been sent to the declared customs offices are of no use and remain open. To clear the system, the NCTS automatically sends a message to the declared customs offices,

notifying them where and when the goods have been presented, so they can close the messages.

I.4.1.3.6 Simplified procedures: authorised consignor and authorised consignee

Using both simplified procedures is the optimal way to use the NCTS. The possibility for an operator to carry out all the procedures at their own premises and exchange information with customs electronically is clearly the most rapid, comfortable, secure and economic way of doing business.

A requirement for using these simplified procedures is that both the authorised consignor and authorised consignee possess adequate electronic systems for sharing information with the customs offices of departure and destination in the NCTS.

The NCTS allows **authorised consignors** to:

- create the transit declaration in their own computer system;
- send the IE015 message to the customs office of departure, without the goods having to be presented there;
- send and receive notifications that the declaration has been accepted and the goods released. This happens by other subsequent messages from the customs office of departure, including requests to amend the declaration data.

The NCTS allows **authorised consignees** to:

- receive the goods and the TAD and LoI, if needed, at their own premises;
- send the message ‘*Arrival notification*’ (IE007) to the relevant customs office of destination;
- receive and send subsequent messages concerning permission to unload the goods and to notify the results of that unloading.

I.4.2 Other transit systems within the European Union

I.4.2.1 Introduction

*Articles 226(3)
and 227(2) UCC*

Apart from the common transit the internal/external Union transit procedures, use is also made of the transit procedures described below:

- TIR;
- ATA carnet;
- Rhine manifest;
- NATO movement;
- Postal package.

The **TIR procedure** uses an international guarantee system based on a chain of national guaranteeing associations, in contrast to the common and Union transit procedures (see Paragraph I.4.2.2 and Part IX for information on TIR).

The **ATA carnet procedure** is similar to TIR, but it is limited to certain types of goods (see Paragraph I.4.2.3 for information on ATA).

The **Rhine manifest procedure** applies to water transport of non-Union goods on the Rhine and its associated tributaries (see Paragraph I.4.2.4 for information on the Rhine manifest).

The **NATO movement procedure** applies to goods transported to NATO forces (see Paragraph I.4.2.5 for information on the NATO movement procedure).

The **postal package procedure** applies to goods sent by post (see Paragraph I.4.2.6 for information on the postal package procedure).

External Union transit procedure applies as well where Union goods are exported to a third country and moved within the customs territory of the Union under a TIR operation or under a transit procedure in accordance with the ATA Convention or the Istanbul Convention.

I.4.2.2 TIR (Transport Internationaux Routiers) procedure

*Article 226(3)(b)
and 227(2)(b) UCC*

The principal legislation governing the TIR procedure is the 1975 TIR Convention, prepared under the auspices of the United Nations Economic Commission for Europe (UN/ECE). It has 77 contracting parties including the EU and its Member States.

The TIR Convention allows the international movement of goods from one or more customs offices of departure to one or more customs offices of destination (up to a **total of four customs offices of departure and destination**) and through as many

countries as necessary.

Under Union legislation, the TIR procedure can be used in the Union only for a transit movement which begins or ends outside the Union, or is effected between two points in the Union through the territory of a third country.

The TIR Convention applies to transports with road vehicles, combinations of vehicles, and containers, and allows for the use of the TIR carnet for all modes of transport, provided that some portion of the journey is made by road.

The TIR Convention also contains specific technical requirements for the construction of the load compartments of vehicles or containers, to avoid smuggling. In addition, only carriers authorised by customs are allowed to transport goods under the TIR procedure.

To cover the customs duties and taxes at risk throughout the journey, the TIR Convention has established an international guaranteeing chain which is managed by the International Road Transport Union (IRU). IRU is also responsible for printing and distributing the TIR Carnet, which serves both as a customs declaration and proof of guarantee.

The overall supervision of the TIR Convention and its application in all contracting parties falls under the responsibility of the TIR Administrative Committee, an inter-governmental body comprising all contracting parties and its TIR Executive Board (TIRExB), composed of nine elected members, each from a different contracting party.

See Part IX for details on the use of the TIR procedure in the Union.

I.4.2.3 ATA (temporary admission)

I.4.2.3.1 Background and legislation

*Articles 226(3)(c)
and 227(2)(c)
UCC*

The legal bases for this procedure are the ATA Convention and the Convention on Temporary Admission (also known as the Istanbul Convention).

The 1961 ATA Convention remains in force and currently has 63 contracting parties.

The Istanbul Convention, originally intended to replace the ATA Convention, was concluded on 26 June 1990 in Istanbul under the auspices of the Customs Co-operation Council – now called the World Customs Organisation (WCO). It is managed by an Administrative Committee and currently has 69 contracting parties.

The rules on the use of an ATA carnet as a transit document within the Union are in Articles 283 and 284 IA.

I.4.2.3.2 Description of the procedure

For the purposes of the ATA carnet, the Union is considered to form a single territory.

At the customs office of departure

The customs office of departure or the customs office of entry into the Union must:

- detach transit Voucher no. 1;
- complete box ‘H’ (items A-D);
- enter in box ‘H’ item (E) (as far as possible, using a stamp) the full name and address of the customs office to which voucher no. 2 must be returned.

This office must also complete and certify the clearance for transit (items 1-7) of the corresponding transit counterfoil, before returning the carnet to the holder.

At the customs office of destination

The customs office of destination or exit from the Union whichever is appropriate, must:

- detach transit Voucher no. 2;
- certify box ‘H’ (item F);
- enter any remarks in item G;
- send the voucher without delay to the customs office mentioned in Box H (item E).

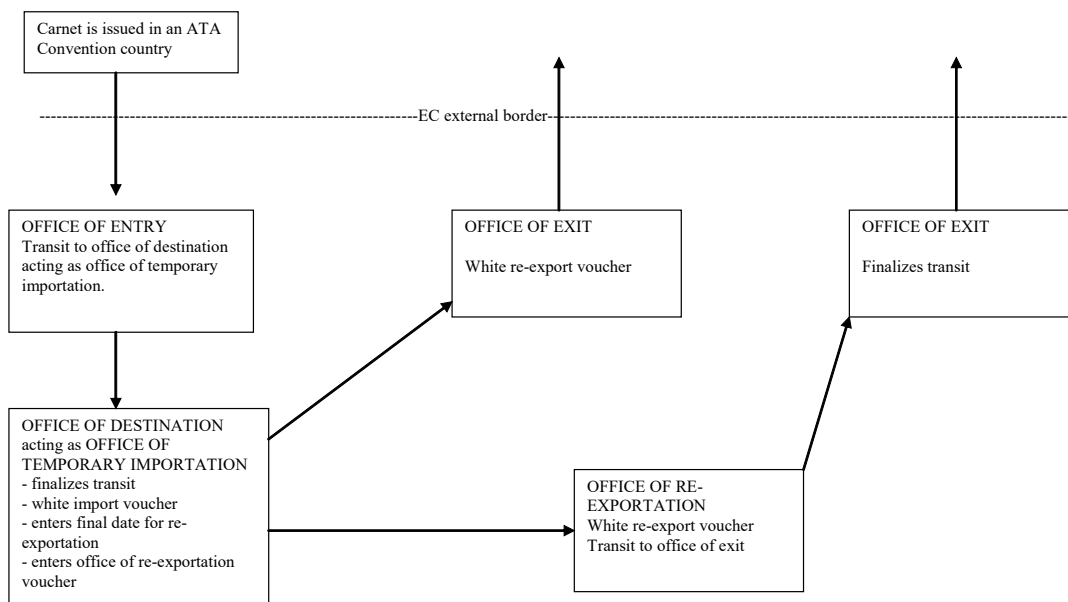
That office must also complete and certify the certificate of

discharge (items 1-6) on the transit counterfoil, before returning the carnet to the holder.

Enquiry procedure

All enquiries about ATA carnets are handled by designated central offices in each Member State (see https://ec.europa.eu/taxation_customs/business/customs-procedures/what-is-customs-transit/customs-transit-ata-temporary-admission_en).

The following schematic diagram illustrates the use of the ATA carnet as a transit document for moving goods through or within the Union customs territory under the ATA carnet procedure.



I.4.2.4 Rhine manifest

I.4.2.4.1 Background and legislation

Articles 226(3)(d) and 227(2)(d) UCC The legal bases for this procedure are the Mannheim Convention of 17 October 1868 and the Protocol adopted by the Central Rhine Navigation Commission on 22 November 1963.

I.4.2.4.2 Description of the procedure

The Rhine manifest procedure allows traffic on the Rhine and its tributaries to cross national frontiers.

The Mannheim Convention concerns the following countries

bordering the Rhine: the **Netherlands, Belgium, Germany, France and Switzerland**. For the purposes of the Convention, these countries are considered to form a single territory.

Article 9 of the Convention states that where a ship travels on the Rhine without loading or unloading in the territory of these countries, it may proceed without customs control.

The Rhine manifest procedure can be used as a transit declaration for the Union transit procedure, where appropriate.

I.4.2.5 NATO movements

I.4.2.5.1 Background and legislation

Articles 226(3)(e) and 227(2)(e) UCC The rules concerning the import, export and transit of goods for NATO forces are contained in the Agreement between the Parties to the North Atlantic Treaty Organisation regarding status of their forces, signed in London on 19 June 1951.

The document used for transporting such goods is **NATO Form 302**. This form may be used only when the goods are moved under a mandate and command of NATO forces.

The EU legislation providing for NATO Form 302 to be used as a transit declaration for the Union transit procedure is in Articles 285-287 IA.

I.4.2.5.2 Description of the procedure

There are 28 members of the North Atlantic Treaty Organisation (NATO): Belgium, Bulgaria, Denmark, Estonia, Germany, Greece, Spain, France, Italy, Latvia, Lithuania, Luxembourg, Netherlands, Portugal, Romania, Slovakia, Slovenia, the United Kingdom, Canada, Czech Republic, Hungary, Iceland, Norway, Poland, Turkey, Albania, Croatia and the United States of America.

The customs authority in each of the above-mentioned countries, in agreement with each NATO unit stationed on its territory, designates a customs office (or a central office) to be responsible for customs formalities and controls concerning the movement of goods carried out by or on behalf of each NATO unit.

Each designated customs office in the Member State of departure

must provide 302 forms to the NATO unit(s) under its jurisdiction, to be used as transit declarations:

- pre-authenticated with the customs office's stamp and signature;
- serially numbered;
- bearing the full address of that office (for the return copy of form 302).

The customs office must keep a record of the quantity and serial numbers of all pre-authenticated 302 forms issued to NATO units.

Each consignment must travel with a pre-authenticated form 302.

No later than the time of consignment, the competent NATO authority must do one of the following:

- send the form 302 data electronically to the customs office of departure or entry;
- complete form 302 on paper by adding a statement that the goods are being moved under their control, and authenticate the statement by signing, stamping and dating.

Where form 302 is presented on paper, a copy of a completed and signed form must be given without delay to the designated customs office responsible for customs formalities and controls pertaining to the NATO forces which dispatched the goods, or on whose behalf the goods are being dispatched.

The other copies of form 302 accompany the goods to the NATO forces at their destination, where the forms are stamped and signed by those forces.

When the goods arrive, two copies of the form are given to the designated customs office. That customs office retains one copy and stamps and returns the second copy to the customs office responsible for NATO formalities and controls (mentioned above). The address is the one indicated on form 302.

However, note that when goods circulating under form 302 are transported for all or part of their journey using the paper-based transit procedure applicable to goods transported by rail, the operation carried out under form 302 is suspended during that part of the journey.

I.4.2.6 Postal packages

I.4.2.6.1 Background and legislation

Articles 226(3)(f) and 227(2)(f) UCC The principle of freedom of transit is laid down in Article 1 of the UPU Constitution (1964) and Article 4 of the UPU Convention (2008).

This principle obliges each postal operator to forward items passed to it by another postal operator using the quickest routes and most secure means.

This preserves national postal monopolies but obliges the national postal operator to convey all items passed to it by a postal service in another UPU country.

The transit procedure under the postal system is open to UPU rights holders ('designated operator' – here referred to as 'designated postal operator'⁶⁷). National postal legislation will lay down who this operator is.

When post in transit is not handed over to the designated postal operator in the country that is transited, but rather is transported across that country by a private operator, the standard customs procedures will apply.

The customs territory of the Union is considered to form a single territory for the purpose of transit by post. A designated postal operator from one Member State can therefore use of the transit procedure for post to carry goods across the whole customs territory of the Union.

This means that this operator may, but is not required to, hand over the consignment to the designated postal operator in the Member State of transit.

A designated postal operator may arrange the means of transport to carry the goods across national borders within the EU.

Sub-contractors should be able to provide transport services for a designated postal operator, provided they have properly identified

⁶ On 24 March 2021

⁷ 'Designated postal operator' means an operator established in and authorised by a Member State to provide the international services governed by the Universal Postal Union Convention currently in force.

the operator – for example in the transport document.

I.4.2.6.2 Description of the procedure

*Articles 288-290
IA*

The rules of the transit procedure for goods transported under the postal system are specified in Articles 288-290 IA.

Where non-Union goods are carried by post (including parcel post) from one point to another in the customs territory of the Union under the external transit procedure, the package and any accompanying documents must bear a yellow label (Annex 72-01 IA).

If a package, mail bag or container contains multiple items, it still just needs one yellow label, on the external packaging.

If there is no yellow label or other evidence of the goods' non-Union status, they will be treated as Union goods.

If the postal consignment contains both Union goods and non-Union goods, proof of the customs status (T2L) of the Union goods (or a reference to the MRN of the proof) must be sent separately to the postal operator of destination (or be enclosed in the consignment).

If the **proof was sent separately** to the postal operator of destination, that operator must present the proof to the customs office of destination, together with the consignment.

If the **proof or its MRN is enclosed in the consignment**, this should be clearly indicated on the outside of the package. A T2L document can be issued retrospectively.

Yellow labels must be affixed to the outside of the package and to the consignment note. And for postal packages CN22/CN23, a label must also be affixed to the customs declaration.

If Union goods are moved to, from or between special fiscal territories under the internal transit procedure, the postal consignment and any accompanying documents must bear a label, as set out in Annex 72-02 IA.

If Union goods are moved under the internal transit procedure from the customs territory of the Union to a common transit country, for onward transport to the customs territory of the Union, they must

be accompanied by proof of their customs status as Union goods, by one of the means listed in Article 199 IA.

This proof must be presented to a customs office when the goods re-enter the customs territory of the Union.

As an alternative, the Union transit procedure is highly recommended for such Union goods, to avoid delays when crossing borders. However, the common transit procedure does not apply to postal consignments (see Article 2 of Appendix 1 of the CTC). Therefore, a Union transit procedure will be suspended while crossing common transit countries.

I.5 Exceptions (pro memoria)

I.6 Specific national instructions (reserved)

I.7 Restricted part for customs use only

I.8 Annexes

I.8.1 Rules and principles governing the adoption of Union transit legislation

Latest version of the rules of procedures for the Customs Code Committee and Expert Group can be found at:

<https://ec.europa.eu/transparency/regexpert/index.cfm?do=groupDetail.groupDetailDoc&id=23818&no=1>

RULES OF PROCEDURE OF THE CUSTOMS EXPERT GROUP

THE CUSTOMS EXPERT GROUP

Having regard to the Union Customs Code (UCC) and the UCC Implementing Regulation (in particular Article 211(6) UCC and Article 259 of the UCC Implementing Regulation),

Having regard to the terms of reference of the Customs Expert Group,

Having regard to the standard rules of procedure of expert groups,

HAS ADOPTED THE FOLLOWING RULES OF PROCEDURE:

Article 1

Representation

1. Each Member State shall be considered to be one member of the Customs Expert Group (hereinafter referred to as ‘the group’). Each member of the group shall decide on the composition of its delegation, taking into account the expertise required, and inform the chair.
2. Within the date mentioned in the invitation and in any case no later than 5 calendar days before the date of a group meeting, the Member States’ authorities shall communicate to the Commission:
 - a) the composition of each delegation, except where such composition is already known to the chair;
 - b) the absence of a delegation to a meeting.
3. A member delegation may represent a maximum of one other member. The member that is being represented shall inform the chair of this in writing before the meeting, or

in the case of a standing mandate, before the first meeting, in which that mandate is valid.

A mandate to represent another member may have the following content:

- a) a member may give a standing mandate – until further notice – to another member, to represent it in discussions covering all meetings and concerning all items on the agenda of those meetings;
- b) a member may give a single mandate to another member to represent it in a specific meeting concerning all items on the agenda of that meeting; or
- c) a member may give a single mandate to another member for one specific item/several specific items on the agenda of a specific meeting.

Article 2

Secretariat

The Commission shall provide secretarial support for the group and any sections or sub-groups created under Article 6.

Article 3

Convening a meeting

1. Meetings of the group are convened by the Chair, either on its own initiative, or at the request of an absolute majority of members, after the Chair has given its agreement.
2. Joint meetings of sections of the group, or of the group with other expert groups, may be convened to discuss matters falling within their respective areas of responsibility.

Article 4

Agenda

1. The secretariat shall draw up the agenda under the responsibility of the Chair and submit it to the members of the group.
2. The agenda shall be adopted by the group at the start of the meeting.
3. The agenda shall make a distinction between:
 - a) Draft Delegated Acts for consultation;
 - b) The examination of the economic conditions in connection with an application or an authorisation for a special procedure under Article 211 (6) UCC and in accordance with Article 259 of the UCC Implementing Regulation;
 - c) other issues put to the group for information or an exchange of views, either on the chair's initiative, or at the written request of a member of the group.

Article 5

Documentation to be submitted to group members

1. The secretariat shall – no later than 14 calendar days before the date of the meeting – submit to the group members the invitation to the meeting, the draft agenda and the delegated act or application or authorisation for a special procedure on which the group is consulted.
2. The secretariat shall submit to the group members other documents related to the meeting, as far as possible within the same time limit.
3. In urgent or exceptional cases, the time limits for submitting the documentation mentioned in paragraphs 1 and 2 may be reduced to five calendar days before the date of the meeting.

Article 6

Sections and sub-groups

1. The Group shall comprise the following sections:
 - ☐ General Customs Legislation
 - ☐ Data Integration and Harmonisation – EU Customs Data Model
 - ☐ Authorised Economic Operator

- ☐ Customs Control and Risk Management
- ☐ Tariff and Statistical Nomenclature
- ☐ Tariff Measures
- ☐ Duty Relief
- ☐ Origin
- ☐ Customs Valuation
- ☐ Customs Debt and Guarantees
- ☐ Import and Export Formalities
- ☐ Customs Status and Transit
- ☐ TIR Convention and other UNECE customs Conventions
- ☐ Special Procedures other than transit
- ☐ Enforcement of Intellectual Property Rights
- ☐ International Customs Matters

2. The General Customs Legislation section shall preserve the overall structure and consistency of customs legislation.
3. The consultations in a matter that falls under the scope of two or more sections shall take place in the General Customs Legislation section, taking into account the conclusions reached in the respective sections.
4. In duly justified cases and on the chair's proposal, in the cases referred to in paragraph 3, the General Customs Legislation section may decide, in accordance with Article 7, that the consultation takes place in a section other than the General Customs Legislation section.
5. As well as the sections, the Chair may, after consulting the group, set up ad hoc sub-groups to examine specific questions on the basis of specific terms of reference; such sub-groups shall be disbanded as soon as their mandate is fulfilled.
6. For the purposes of these rules and except where otherwise provided for, references to 'the group' shall include any section or sub-group concerned.

Article 7

Conclusions of the group

1. As far as possible, the group shall reach conclusions by consensus.
2. In the absence of consensus, and if the Chair asks the group to vote, the group's conclusions shall be adopted by an absolute majority of the members. Members shall have the right to have a document summarising the reasons for their position annexed to the meeting report.

Article 8

Advice of the group on fulfilment of economic conditions

If, under Article 211(6) of the UCC and Article 259 of the UCC Implementing Regulation, the group is requested to advise the Commission on whether the economic conditions are fulfilled in connection with an application or an authorisation for a special procedure, the following specific rules apply:

- a) The group will be requested to advise the Commission only after it has been verified that all the other relevant conditions (excluding the provision of a guarantee) for granting the authorisation are fulfilled and, where applicable, both the members and the Commission have performed all other necessary consultations on the application, in particular those related to anti-dumping or countervailing measures.
- b) Before the group votes, the group shall express its preliminary/indicative view on the application or authorisation. If this view is that the economic conditions are not fulfilled, the member concerned shall communicate to the applicant or the authorisation holder the grounds on which the group took this view.
- c) If the group does not reach consensus, the members shall vote on the application or authorisation.
- d) The group's advice shall be that the economic conditions are fulfilled if there are more members present (or represented) voting in favour of the application or authorisation than members present (or represented) voting against. In all other cases, the advice of the group shall be that the economic conditions are not fulfilled or no longer fulfilled. Abstentions shall not be taken into account.
- e) The members voting against shall give the reasons for their position.
- f) If a member has not concluded its internal consultation procedure and, therefore, cannot give an opinion on an application or authorisation at the time of the meeting, this member may, with the Chair's permission, give its opinion in writing within a fortnight after the meeting. If an opinion in writing is not permitted by the Chair, the

member concerned has the option to vote during the group meeting or abstain from voting.

Article 9

Relations with the European Parliament and the Council

1. The Commission shall provide the Parliament and the Council with the same documentation on preparing and implementing Union customs legislation that it sends to the members for the meetings. This includes soft law and delegated acts. Experts from the European Parliament and the Council shall have access to the meeting of the group.
2. The sharing of and access to confidential information is governed by Annex II of the Framework Agreement on relations between the European Parliament and the European Commission.
3. When preparing and drawing up delegated acts, the Commission shall ensure the draft acts are sent to the European Parliament and the Council in good time, and simultaneously.

Article 10

Third countries and experts

1. The Chair shall invite on an ad hoc basis, as observers:
 - a) The representatives of Turkey, to attend the meetings of the group on matters affecting Decision No 1/95 of the EC-Turkey Association Council of 22 December 1995 on implementing the final phase of the Customs Union;
 - b) The representatives of Andorra, to attend the meetings of the group on matters affecting Decision No 1/2003 of the EC-Andorra Joint Committee of 3 September 2003, on the laws, regulations and administrative provisions necessary for the proper functioning of the Customs Union;
 - c) The representatives of Switzerland, to attend the meetings of the group on matters affecting the Agreement between the European Community and the Swiss Confederation on the simplification of inspections and formalities in respect of the carriage of goods and on customs security measures, signed in Brussels on 25 June 2009;
 - d) The representatives of Norway, to attend the meetings of the group on matters affecting the EEA Agreement on simplification of inspections and formalities in

respect of carriage of goods, as amended by Decision 76/2009 of the EEA Joint Committee.

- e) The representatives of acceding countries, to attend the meetings of the group as from the date of signature of the Treaty of Accession.
- 3. The Chair may decide to invite other parties to participate in the work of the group or sections – namely representatives of other third parties, or experts from outside the group who have specific competence in a subject on the agenda. This can be on the Chair's own initiative or at the request of a member of the group.

The Chair shall notify the members of the group of any such invited parties in the invitation to the meeting. Participation by these parties can be prevented if an absolute majority of the component members of the group oppose it, at the latest by the date mentioned in the invitation.

Article 11

Written procedure

1. If necessary, the group may be consulted via a written procedure. To this end, the secretariat sends the group members the document(s) on which the group is consulted, within the deadlines mentioned in Article 5.
2. However, if an absolute majority of group members asks for the question to be examined at a meeting of the group, the written procedure shall be terminated without result and the Chair shall convene a meeting of the group as soon as possible.
3. The chair shall inform the members of the group of the outcome of a written procedure no later than 14 calendar days after the expiry of the deadline for voting.

Article 12

Minutes of the meetings

1. Minutes on the discussion of each point on the agenda and the conclusions delivered by the group, in accordance with Article 8, shall be meaningful and complete. They shall be drafted by the secretariat under the responsibility of the Chair.
2. The minutes shall be submitted to the members as soon as possible, and at the latest five calendar days before the following meeting of the same section.
3. The members of the group may request corrections to the minutes.

Article 13

Attendance list

At each meeting, the secretariat shall draw up, under the responsibility of the Chair, an attendance list specifying, where appropriate, the authorities, organisations or bodies to which the participants belong.

Article 14

Conflicts of interest

If a conflict of interest in relation to an external expert invited as an independent expert to a meeting pursuant to Article 9(3) arise, the Chair shall take all appropriate measures, in compliance with the general Commission rules on expert groups.

Article 15

Correspondence

1. Correspondence relating to the group shall be addressed to the Commission, for the attention of the Chair.
2. Correspondence for group members shall be submitted to the email address(es) which they provide for that purpose and which may include the Permanent Representations of the Member States.

Article 16

Access to documents

Applications for access to documents held by the expert group will be handled in accordance with Regulation (EC) No 1049/2001 and the detailed rules for its application.

Article 17

Deliberations

In agreement with the Chair, the group may, by an absolute majority of its members, decide to open its deliberations to the public.

Article 18

Protection of personal data

All processing of personal data for the purposes of these rules of procedure shall be in accordance with Regulation (EC) No 45/2001.

Article 19

Application

These rules of procedure shall apply from the date of adoption by the group.

1.8.2 Rules and principles governing the adoption of common transit legislation.

EU-Common Transit Countries Joint Committees and working groups on common transit and on the simplification of formalities in trade in goods

Provisions of the EU-Common Transit Countries Joint Committees on common transit and on simplification of formalities in trade in goods establishing their respective rules of procedure and setting up a working party

THE EU-COMMON TRANSIT COUNTRIES JOINT COMMITTEE on common transit
(‘JOINT COMMITTEE on common transit’);

having regard to the Convention on a common transit procedure of 20 May 1987 and in particular Article 14 (4) and (5) thereof,

and

THE EU-COMMON TRANSIT COUNTRIES JOINT COMMITTEE on simplification of formalities in trade in goods (‘JOINT COMMITTEE on simplification of formalities in trade in goods’);

having regard to the Convention of 20 May 1987 on simplification of formalities in trade in goods and in particular Article 10(4) and (5) thereof,

HAVE ADOPTED THE FOLLOWING PROVISIONS:

Chapter I

Joint Committee

Article 1

The Joint Committee shall be chaired in turn for one calendar year by a representative of the European Commission and a representative of one of the EFTA countries.

Article 2

The tasks of the Secretariat of the Joint Committee shall be carried out in turn by a representative of the European Commission and a representative of the EFTA country chairing the Joint Committee.

Article 3

Once they have obtained the agreement of the Parties, the Chair of the Joint Committee shall fix the date and place of meetings.

Article 4

Before each meeting the Chair shall be informed of the composition of each delegation.

Article 5

Unless there is a decision to the contrary, the meetings of the Joint Committee shall not be public. The Joint Committee may, depending on the subjects dealt with, invite any persons or organisations concerned by these subjects.

Article 5 a

1. When the Joint Committee has decided that a third country will be invited to accede to the Conventions, this third country may be represented on the Joint Committee, sub-committees and working parties by observers, in accordance with Article 15(6) of the Convention on a common transit procedure and Article 10(6) of the Convention on simplification of formalities in trade in goods, respectively.
2. The Joint Committee may invite other third countries to be represented on the Joint Committee, sub-committees and/or working parties by informal observers, before the date referred to in Article 15(6) of the Convention on a common transit procedure and Article 10(6) of the Convention on simplification of formalities in trade in goods, respectively.

This invitation is made in writing by the Chair and can be limited in time or limited to certain groups or agenda items. It can be withdrawn at any point in time.

Article 6

The Joint Committee's decisions and recommendations in respect of urgent matters may be taken by written procedure.

Article 7

All communications from the Chair and the Contracting Parties in accordance with these rules of procedure shall be addressed to the Parties and to the Secretariat of the Joint Committee.

Article 8

1. The Chair shall draw up the provisional agenda for each meeting. It shall be forwarded to the Contracting Parties no later than fifteen days before the beginning of the meeting.
2. The provisional agenda shall include the items the Chair has been asked to include in it – provided this request is received no later than 21 days before the beginning of the meeting, and the related documentation is sent at the latest on the date the provisional agenda is dispatched.
3. The agenda shall be adopted by the Joint Committee at the beginning of each meeting. Items other than those appearing on the provisional agenda may be placed on the agenda.
4. The Chairman may, in agreement with the Contracting Parties, shorten the periods specified in paragraph 1 and 2, to take account of requirements.

Article 9

The Joint Committee established by the Convention on a common transit procedure and the Joint Committee established by the Convention on the simplification of formalities in trade in goods may hold combined meetings.

Article 10

1. The Secretariat of the Joint Committee shall draw up a summary record of each meeting. This shall include, in particular, the conclusions arrived at by the Joint Committee.
2. On approval by the Joint Committee, the summary record shall be signed by the Chairman and by the Secretariat of the Joint Committee and filed in the records of the European Commission.
3. A copy of the summary record shall be forwarded to the Contracting Parties.

Article 11

Acts of the Joint Committee shall be signed by the Chairman.

Article 12

Recommendations and decisions by the Joint Committee within the meaning of Article 15 of the Convention on a common transit procedure and Article 11 of the Convention on the simplification of formalities in trade in goods, respectively, shall be entitled 'Recommendation' or 'Decision' followed by a serial number and a reference to their subject matter.

Article 13

1. Recommendations and decisions by the Joint Committee within the meaning of Article 15 of the Convention on a common transit procedure and Article 11 of the Convention on the simplification of formalities in trade in goods, respectively, shall be divided into articles. As a general rule, decisions shall include a provision fixing the date on which they enter into force.
2. The recommendations and decisions referred to in the first paragraph shall end with the words 'Done at (date)', the date being that on which they were adopted by the respective Joint Committee.
3. Recommendations and decisions referred to in the first paragraph shall be forwarded to the addressees referred to in Article 7 above.

Article 14

Each of the Parties shall bear the cost of the expenses they incur as a result of participating in meetings of the Joint Committee – both staff, travelling and subsistence expenses and postal and telecommunications costs.

Article 15

1. The expenses for interpretation at meetings and for translating documents – into and out of official languages of the European Union – shall be borne by the European Union.
2. If a common transit country uses a language which is not an official language of the European Union, that country shall bear the expenses of interpretation or translation into an official language of the European Union.

3. The practical expenses related to organising meetings shall be borne by the Contracting Party who holds the Chair, in accordance with Article 1.

Article 16

Without prejudice to other provisions applicable in this matter, the business of the Joint Committee shall be confidential.

Chapter II

Working Group

Article 17

A Working Party shall be set up to assist the Joint Committee in carrying out its tasks and in which all the Contracting Parties to the respective Convention shall be represented.

Article 18

The Chair and the Secretariat of the Working Party shall be assumed by the European Commission.

Article 19

Articles 3 to 5, 7 to 10 and 14 to 16 shall apply mutatis mutandis to the Working Party.

Adopted by the EU-Common Transit Countries Joint Committees on common transit and on simplification of formalities in trade in goods on 5 December 2017 in Oslo.

PART II – STATUS OF GOODS

II.1 Introduction

Part II deals with the concept of the status of goods, how and when it is necessary to prove the customs status of Union goods, and the impact of status on the transit systems.

Paragraph II.2 contains the general theory and legislation on the customs status of goods.

Paragraph II.3 details the common means used to prove the customs status of Union goods.

Paragraph II.4 deals with movements of Union goods without requiring proof of Union status.

Paragraph II.5 gives details on how to prove the customs status of Union sea-fishing products.

Paragraph II.6 is reserved for specific national instructions.

Paragraph II.7 is reserved for the use by customs administrations.

Paragraph II.8 contains the Annexes to Part II.

II.2 General theory and legislation

II.2.1 The customs status of the goods

II.2.1.1 Union goods

Article 5 (23) UCC Union goods are those:
Article 2,
Convention

1. **wholly obtained in the customs territory of the Union;** or
2. brought into the customs territory of the Union from countries or territories outside that territory and **released for free circulation;** or
3. **obtained or produced in the customs territory of the Union,** either solely from goods brought into the customs territory of the Union from countries or territories outside that territory which have been released for free circulation or from a combination of these goods and goods wholly obtained in the customs territory of the Union.

Article 153(3) UCC If the goods are wholly obtained from goods placed under the external transit procedure they do not have the Union status. This is the case, for example, for animals. These new-borns are deemed to be non-Union goods.

II.2.1.2 Non-Union goods

Article 5 (24) UCC Non-Union goods are goods other than those referred to above or which have lost their customs status as Union goods.

Article 154 UCC Union goods lose their status when:

- Articles*
2(3)(a) Convention
- they are taken out of the customs territory of the Union, except for the cases detailed in Section II.2.2;
 - they are placed under the external transit procedure, the free zone procedure, the customs warehousing procedure or the inward-processing procedure; or
 - they are placed under the end-use procedure and are either left to the State or destroyed and waste remains.

II.2.1.3 Which transit procedure?

If the goods are declared for transit, the above distinction in the customs status of goods determines whether they will be placed under a T1, or T2/T2F procedure.

See also Sections I.4.1.2.1 and I.4.1.2.2 for further clarification on

using these codes.

Article 227(1) UCC T2 transit procedures can only take place when a third country is involved. If Union goods temporarily leave the customs territory of the Union and no third country is involved in such movement, then these goods may alternatively be moved under the provisions governing the status of Union goods as further described below Section II.2.2.

II.2.2 Moving Union goods

Article 154(a) UCC and Article 119(2) and (3)DA When moving Union goods from one point to another within the customs territory of the Union, which may involve these goods being temporarily moved outside of that territory, they lose their Union status as from the moment they leave the customs territory of the Union. However, in specific cases, these Union goods may move temporarily out of the customs territory of the Union without their status as Union goods being altered. We distinguish three possible scenarios:

1. under a customs procedure;
2. without a customs procedure, but with proof of Union status;
3. without a customs procedure being applied and without proof of Union status being presented.

These three possibilities are elaborated on in the coming sections.

II.2.2.1 Under a customs procedure

Union goods may **move** from one point to another within the customs territory of the Union and **temporarily out** of that territory when placed **under the internal transit procedure**.

Article 155(1) UCC When the internal transit procedure is taking place under one of the following circumstances, the goods will only keep their status as Union goods if that status is established under certain conditions and by means laid down in the customs legislation:

- in accordance with the TIR Convention;
- in accordance with the ATA Convention/Istanbul Convention;
- under the Rhine Manifest;
- under form 302;
- under the postal system in accordance with the acts of the UPU.

See also: Sections II.2.3.4.2. and II.3.2.5.

Article 154(b) UCC Note that where Union goods are placed under the external transit procedure (T1) instead of the internal transit procedure (T2), they lose their Union status and will be treated as non-Union goods.

The details on applying the transit procedures are described in all of the other parts of this manual.

II.2.2.2 Under a customs procedure, but with proof of Union status

Article 119(3) DA **Union goods** may **move** from one point to another within the customs territory of the Union and **temporarily out** of that territory **without** being subject to a **customs procedure** and without their status being altered **if** their customs **status** of Union goods **is proven** in the following specific cases:

- they temporarily left the territory by air or sea;
- they are being carried under a single transport document issued in a Member State and they are not being transhipped outside the territory of the Union;
- they are transhipped outside the territory of the Union on a means of transport other than that onto which they were initially loaded, with a new transport document being issued covering carriage from outside the Union provided that the new document is accompanied by a copy of the original single transport document;
- they are motorised road vehicles registered in a Member State;
- if packaging, pallets and other similar equipment, excluding containers, belonging to a person established in the Union, are used to transport goods which temporarily left the territory; or
- they are goods in baggage carried by passengers which are not intended for commercial use.

II.2.2.3 Without a customs procedure being applied and without proof of Union status

Article 119(2) DA **Union goods** may **move** from one point to another within the customs territory of the Union and **temporarily out** of that territory **without** undergoing a **customs procedure** and **without** their **status being altered** in the following specific cases:

- they are carried by air and loaded or transhipped in a EU airport for consignment to another EU airport under a single transport document issued in a Member State (see Section II.4.1.);

- they are carried by sea on a regular shipping service (RSS) vessel and shipped between 2 EU ports (see Section II.4.2.); or
- they are carried by rail and transported through a contracting party to the Convention under the cover of a single transport document issued in a Member State and provided for in an international agreement (see Part VI.3.5).

II.2.3 Proof of the customs status of Union goods

II.2.3.1 Presumption of the customs status of Union goods

Article 153 (1) UCC In general, all goods within the customs territory of the Union are presumed to have the customs status of Union goods unless it is established that they are not Union goods.

However, there are circumstances, as described in the next section, where in spite of this general rule, the presumption of having the customs status of Union goods does not apply and the status of the goods must be proven.

II.2.3.2 Requirement to prove the customs status of Union goods

Article 119 (1) DA The presumption of the customs status of Union goods does not apply:

- where goods are brought into the customs territory of the Union and are still under customs supervision, with authorities still determining their customs status;
- where goods are in temporary storage;
- where goods are placed under any of the special procedures, with the exception of the internal transit, outward processing and the end-use procedures;
- where sea-fishing products caught by a Union fishing vessel outside the customs territory of the Union, in waters other than the territorial waters of a third country, i.e. international waters, are brought into the customs territory of the Union;
- where goods that are obtained from the above-mentioned sea-fishing products on board that vessel or a Union factory ship, in the production of which other products having the customs status of Union goods may have been used, are brought into the customs territory of the Union; or
- where products of sea-fishing and other products are taken or caught by vessels flying the flag of a third country within the customs territory of the Union.

*Article 2(2),
Appendix II,
Convention*

Goods whose customs status of Union goods cannot be proven, where required above, will be treated as non-Union goods.

II.2.3.3 Waiver to prove the customs status of Union goods

Nevertheless, it is not required to prove the Union status of goods when they were moved as described above in Section II.2.2.3.

II.2.3.4 The means of proof of Union status

II.2.3.4.1 Common means

*Article 199 IA
Article 4, Appendix
II, Convention*

Where it is necessary to prove the customs status of Union goods as listed in Section II.2.3.2 and the Union goods have been moved in accordance with the movements described under Section II.2.2.2, one of the following means may be used to prove their Union status:

- the **T2L or T2LF document** (for details, see Sections II.3.2.1. and II.3.3.2.);
- the **customs goods manifest** (for details, see Sections II.3.2.2. and II.3.3.3.);
- a **shipping company's manifest**, showing all the symbols for the goods (transitional provision, for details see Sections II.3.2.2. and II.3.3.4.);
- a properly completed **invoice or transport document**, which may contain Union goods only, indicating either the code 'T2L' or 'T2LF' (for details see Sections II.3.2.4. and II.3.3.2.);

See Section II.3.2 for further details on the use of these common means of proof.

II.2.3.4.2 Specific situations

Specific means adapted to certain operations may be used as proof of Union status in the cases listed below. However, the availability of these specific means does not preclude the above common means from being used where the status cannot be considered proven in accordance to the specific means.

- **The internal transit declaration data as proof of Union status**

*Article 199(1)(a)
IA*

The data of the internal transit declaration is proof of Union status in the sense that only Union goods may be placed under the internal transit procedure. Hence, when the T2 declaration is presented, customs may assume these goods have Union status.

However, such proof cannot be used for movements of goods as described in Section II.2.2.2.

*Article 207 IA
Article 12,
Appendix II,
Convention*

- **TIR or ATA movements of goods:**

When Union goods are moved under the TIR or ATA convention, a TIR or an ATA carnet voucher indicating either the code 'T2L' or 'T2LF' and authenticated by the office of departure will serve as proof of Union status. For further details, see Section II.3.2.5.

Article 207 IA

- **Military mobility:**

When Union goods are moved under form 302, this form indicating either the code 'T2L' or 'T2LF' and authenticated by the office of departure will serve as proof of Union status. Further details on the use of form 302 are in the 'Guidance document on military mobility for Member States and their Military Forces'.

*Articles 199(1)(h)
and 290 IA
Annex 72-02 IA*

- **Postal consignments:**

Where packages under the postal system are carried to, from or between the non-fiscal areas, a special label set out in Annex 72-02 IA must be affixed to the packages and accompanying documents.

*Article 2(3),
Appendix II,
Convention*

Note: no specific labels are set out for Union goods under the postal system in other circumstances. Hence, when Union goods are moved :

- (1) directly from one point to another in the customs territory of the Union and temporarily leave the territory by air, they will benefit from the presumption of customs status of Union goods when they re-enter;
- (2) from one point to another in the customs territory of the Union and are, outside the territory, redistributed for onward transmission to the EU, their Union status must be proven using one of the 'common' means set out above in Section II.2.3.4.1 when they re-enter.

Article 208 IA

- **Vehicles as means of transport:**

When motorised road vehicles temporarily leave and re-enter the customs territory of the Union, the registration plates and registration documents for motorised vehicles registered in a Member State will serve as proof of Union status. For further details, see Annex II.8.3.

*Article 119(3)(e)
DA and Article 209*

- **Packaging used to transport goods:**

When receptacles, packing, pallets and other similar equipment, excluding containers, are used to transport goods temporarily

IA

leaving the customs territory of the Union, they must be identified, via a declaration, as belonging to a person established in the EU will serve as proof of Union status unless there is a doubt about the declaration's veracity.

Note:

The above paragraph applies only to packages used to transport goods in accordance with Article 119(3)(e) DA.

If empty packages are returned without being re-used for transport of goods, one of the other means listed in Article 199 IA must be used.

When packages are used in the transport of goods to a third country, they lose their status of Union goods. In this case, the provisions with regard to returned goods apply (Article 203 UCC). For example goods are exported to Switzerland and the packaging returns empty to the EU.

Note: Packaging not having the customs status of Union goods

Article 199(4) IA

For goods that have the customs status of Union goods in packaging that does not have the customs status of Union goods, the document certifying the customs status of the Union goods must bear one of the following endorsements:

BG	опаковка N
CS	obal N
DA	N-emballager
DE	N-Umschließungen
EE	N-pakendamine
EL	Συσκευασία N
EN	N packaging
ES	envases N
FI	N-pakkaus
FR	emballages N
HR	N pakiranje
HU	N csomagolás
IT	imballaggi N
LT	N pakuotė
LV	N iepakojums
MT	ippakkjar N
NL	N-verpakkingen
PL	opakowania N
PT	embalagens N
RO	ambalaj N
SI	N embalaža
SK	N - obal
SV	N förpackning

- **Non-commercial goods in baggage**

Article 119(3)(f)
DA and Article 210
IA

When passengers carry non-commercial goods in their baggage, and temporarily leave and then re-enter the customs territory of

Article 13,
Appendix II to the
Convention

the Union, the passengers' declaration of customs status of Union goods will suffice unless there is doubt over their declaration's veracity.

Article 205(2) IA

In the event that a traveller is required to lodge a request for endorsement of a T2L/T2LF, he/she should use the form set out in Annex 51-01 IA.

Article 199(1)(g)
IA

- **Excise goods**

In the case of excise goods, the printout of the electronic administrative document (e-AD), as provided for by Council Directive 2008/118/EC and Regulation No. 684/2009, used to accompany the movement of excise goods released for free circulation but under excise duty suspension, between two points in the Union, may be used as a means to prove the Union status.

Article 199(1)(e) IA

- **Products obtained from fishing**

A fishing logbook, a landing declaration, transhipment declaration and vessel monitoring data, as appropriate, for sea-fishing products and the goods obtained from such products caught by Union fishing vessels outside the customs territory of the Union in waters other than the territorial waters of a third country may be used as a means to prove the Union status. (See also Section II.5.)

Article 199(6)IA
Article 2(2)(a),
Appendix II,
Convention

- **Goods for export**

Status documents or rules cannot be used in respect of goods for which the export formalities have been completed or which have been placed under the outward processing procedure.

Article 199(5)IA
Article 4(2),
Appendix II,
Convention

- **Retrospective issue of proof**

If the conditions for issuing the documents proving the customs status of Union goods are met, these documents may be issued retrospectively. Where this is the case, they must bear one of the following phrases in red:

BG	Издаден впоследствие
CS	Vystaveno dodatečně
DA	Udstedt efterfølgende
DE	Nachträglich ausgestellt
EE	Välja antud tagasiulatuvalt
EL	Εκδοθέν εκ των υστέρων
EN	Issued retrospectively – [code 98201] 99210
ES	Expedido a posteriori
FI	Annettu jälkikäteen
FR	Délivré a posteriori
HR	Izdano naknadno
HU	Kiadva visszamenőleges hatállyal
IS	Útgefið eftir á

IT	Rilasciato a posteriori
LT	Retrospektyvusis išdavimas
LV	Izsniegts retrospektīvi
MT	Maħruġ b'mod retrospettiv
NL	Achteraf afgegeven
NO	Utstedt i etterhånd
PL	Wystawione retrospektywnie
PT	Emitido a posteriori
RO	Eliberat ulterior
SI	Izdano naknadno
SK	Vyhotovené dodatočne
SV	Utfärdat i efterhand

For further details about the retrospective issue of proof, consult the detailed sections on the related proof, i.e. Section II.3.2.1 for the T2L/T2LF document, Section II.3.2.2 for customs goods manifest, Section II.3.2.3 for the shipping's company manifest and Section II.3.2.4 for the invoice or transport document.

II.2.4 Overview of movements of Union goods temporarily out of the territory

Specifications	Proof	Customs declaration	Other requirements	Legal provision
Air				
• From one EU airport to another without a stop outside the EU	Not required	None	Single air waybill (AWB) issued in a Member State	Art 119(2)(a) DA
• From one EU airport to another with a possible stop outside the EU	Proof is required	None	AWB	Art 119(3)(a) and (b) DA
• From one EU airport to another and transhipped outside the EU	Proof is required	None	New AWB + copy of original AWB issued in a Member State	Art 119(3)(c) DA
Sea				
• From one EU port to another without a stop outside the EU	Not required	None	RSS authorisation	Art 119(2)(b) DA
• From one EU port to another EU port with a possible stop outside the EU	Required	None	B/L	Art 119(3)(a) and (b) DA
• From one EU port to another and transhipped outside the EU	Required	None	New B/L + copy of original B/L issued in a Member State	Art 119(3)(c) DA
Rail				
• From one EU station to another, transported through a third country which is a contracting party to the Convention on a common transit procedure	Not required	None*	<ul style="list-style-type: none"> - International agreement supporting the application of Article 119(2)(c) DA. E.g. T2-Corridor in CH - CIM consignment note issued in a Member State 	Art 119(2)(c) DA

Specifications	Proof	Customs declaration	Other requirements	Legal provision
• From one EU station to another, transported through a third country which is not a contracting party to the Convention on a common transit procedure, without being transhipped outside the EU	Required	None*	CIM consignment note issued in a Member State	Art 119(3)(b) DA
• From one EU station to another and transhipped outside the EU	Required	None*	New CIM consignment note + copy of original CIM consignment note issued in a Member State	Art 119(3)(c) DA
Road				
• From one point to another in the EU without being transhipped outside the EU	Required	None*	CMR issued in a Member State	Art 119(3)(b) DA
• From one point to another in the EU and transhipped outside the EU	Required	None*	New CMR + copy of original CMR issued in a Member State	Art 119(3)(c) DA
Means of transport**				
• Road vehicles registered in a Member State	Considered as proven	None	Registration plate and registration documents	Art 119(3)(d) DA, Art 208(1) IA
• Road vehicles registered in a Member State	Required	None	None	Art 119(3)(d) DA, Art 208(2) IA

Specifications	Proof	Customs declaration	Other requirements	Legal provision
• Packaging, pallets, and other similar equipment	Considered as proven	None	- Identification of belonging to an EU person - Declaration of having Union status - No doubt about veracity	Art 119(3)(e) DA, Art 209(1) IA
	Required if the Union status cannot be considered as proven	None	None	Art 119(3)(e) DA, Art 209(2) IA
• Container	Always returned goods!	ATA	In accordance with Istanbul Convention	ATA Convention
Travellers **				
• Non-commercial goods carried by traveller	Considered as proven	None	- Declaration by passenger - No doubt about veracity	Art 119(3)(f) DA
Postal consignments				
• Postal consignment transport from one point to another in the EU without being transhipped outside the EU	None	T2	Identification as postal consignment	
• Postal consignment transport from one point to another in the EU with onward transfer from a CTC	Required	T2	Identification as postal consignment	Art 290(2) IA
• Postal consignment transport from, between or to a special fiscal territory	Label set out in Annex 72-02 IA	T2F	Identification as postal consignment	Art 290(1) IA

* The indication that no customs declaration is required only relates to the EU's customs territory. A third country may require the Union goods to be placed under a

customs transit procedure when passing through its territory. For example, the T2-Corridor is a transit procedure on Swiss territory.

**** Means of transport and non-commercial goods carried by travellers do not lose their Union status only if they are moved in accordance with Article 119(3) DA. For example, when moving from Germany via Switzerland to Italy. In other situations, the procedure for returned goods under Article 203 UCC applies.**

II.3 Movements of Union goods with proof of Union status

The previous section explained that **Union goods** may **move** from one point to another within the customs territory of the Union and **temporarily out** of that territory **without** being subject to a **customs procedure** and without their status being altered **if** their customs **status** of Union goods **is proven** (see Section II.2.2.2). Section II.2.3.4 explains the means which may be used to prove the Union status.

This section further details the particularities and application of the common means of proof of Union status.

II.3.1 Use of proof of Union Status

The proof of Union status is **established** as follows:

1. the person concerned provides the proof of Union status using one of the means listed in Section II.2.3.4;
2. the customs authority at departure endorses the proof if required;
3. the customs authority at departure registers the proof if required.

Consecutively, the means of proof is **used** as follows.

1. The person concerned may move the goods. When re-entering the customs territory of the Union, the means of proof will be presented to the customs authority upon arrival.
2. The customs authority at the re-entry point must monitor the proper use of means of proof, i.e. the authenticity of the proof, its proper use, etc.

To facilitate this monitoring task, the customs office at the re-entry point where the proof has been presented, should stamp the form for re-entering, where applicable, in order to prevent it being used a second time.

II.3.2 Common means to prove the Union status – further details

II.3.2.1 T2L or T2LF documents

*Article 124a DA
Articles 5 and 6,
Appendix II,
Convention*

Until the electronic Proof of Union Status (PoUS) system is deployed, the T2L/T2LF document used to show proof of Union status consists of:

- the T2L document: copy 4 of the Single Administrative Document (SAD) (for further details see Paragraph V.3.3.1.1); or
- the T2LF document: copy 4 of the SAD for goods transported to, from or between the non-fiscal areas (for further details see Paragraph IV.5.4); and
- the loading list, in specific cases.

With respect to the requirements – the form of T2L/T2LF documents, the provisions of Part IV.1.4.2.1 ‘Form and completion of the transit declaration’ apply.

*Article 124a DA
Articles 6 and 8, Appendix II, Convention*

TRADE

The person concerned enters ‘T2L’ or ‘T2LF’ in the right-hand subdivision of Box 1 of the form and ‘T2Lbis’ or ‘T2LFbis’ in the right-hand subdivision of Box 1 for any continuation sheets used and the loading lists where applicable.

The document must be drawn up in a single original.

*Articles 200 and
202 IA*

The T2L/T2LF documents, continuation sheets and loading list must be endorsed and registered by customs.

*Article 124a DA
Article 8, Appendix II, Convention*

CUSTOMS

The customs office of departure must endorse and register the document and indicates in Box C of:

- the form:
 - o the name and stamp of the office, the signature of an official from that office, the date of endorsement, the registration number or the number of the dispatch declaration where it is required;

- the continuation sheets or loading lists:
 - o the number that appears on the T2L/T2LF document by means of a stamp or by hand. The stamps must include the name of the competent office; or the entry should be accompanied by the official stamp of the competent office.

The documents are to be returned to the person concerned.

Article 123 DA Once the T2L/T2LF document is endorsed, its validity period is limited to 90 days. At the request of the person concerned and for justified reasons, customs may set the validity for a longer period.

Single use of the proof

Article 205(1) IA The T2L/TL2F documents can only be used once, when they are first presented. If the documents were used for only some of the goods when first presented, new proof must be established for the remaining goods in accordance with the above-described procedure.

Replacement

A T2L/T2LF document may be replaced by one or more new documents where circumstances require, by the customs authority who endorsed the original T2L/T2LF document.

Extra copies

If three copies are necessary, these may be supplied in the form of an original and two photocopies, provided that the latter are marked 'copy'.

Retrospective issue of T2L/T2LF

Article 199(5) IA
Article 4(2),
Appendix II,
Convention A T2L/T2LF document can be issued retrospectively, unless specifically ruled out by the legislation, as long as its issuance is carefully scrutinised to ensure that all the conditions for granting such a document are met.

Article 212 IA
Article 21,
Appendix II,
Convention However, T2L/T2LF documents issued retrospectively must be accepted by the customs authorities without affecting to the application of retrospective control procedures or other administrative procedures of administrative assistance, in particular if there is suspicion of fraud or irregularities.

T2L/T2LF documents issued retrospectively must bear the appropriate phrase as indicated in Note 2 in Section II.2.3.4.2.

The customs authority responsible for the retrospectively issued T2L/T2LF document would be the same authority responsible for endorsing the original T2L/T2LF document.

Article 148(4)(b) DA **T1 declaration drawn up in error**

A T2L/T2LF document may be issued retrospectively in respect of goods for which a T1 declaration had been drawn up in error.

In such a case, the T2L/T2LF document must contain a reference to that T1 declaration.

Duplicates

A duplicate of a T2L/T2LF document may be issued, unless specifically ruled out by the legislation, as long as this duplication is carefully scrutinised to ensure that all the conditions for issuing such a document are met. Further details about issuing duplicates are provided in Part V.3.4.4.

II.3.2.2 Customs goods manifest

This section will be completed when the PoUS will be deployed and the use of the shipping company's manifest as proof of Union status will be discontinued.

II.3.2.3 Shipping company's manifest (*sea only - transitional provision*)

*Article 199(2) IA
Article 10,
Appendix II,
Convention* Until the electronic PoUS system is deployed, economic operators may continue to use the shipping company's manifest as a means of proof of Union status.

Article 126a DA

Article 10, Appendix II, Convention

TRADE

The shipping company's manifest (on a non-regular shipping service) must include the following information:

- the name and full address of the shipping company;
- the name of the vessel;
- the place and date of loading;
- the place of unloading;

- signature of shipper.

And for each consignment:

- a reference to the bill of lading or other commercial document;
- the number, description, marks, and reference numbers of the packages;
- the normal trade description of the goods including sufficient detail to permit their identification;
- the gross mass in kilograms;
- the container identification number, if appropriate; and
- the following entries for the status of the goods, as appropriate:
 - o the letter 'C' (equivalent to T2L) for goods whose customs status of Union goods can be demonstrated;
 - o the letter 'F' (equivalent to T2LF) for goods whose custom status of Union goods can be demonstrated, consigned to or from a part of the Union Customs territory, where the provisions of Directive 2006/112/EC do not apply, i.e. the non-fiscal areas; or
 - o the letter 'N' for all other goods.

*Article 203 IA
Article 10,
Appendix II,
Convention*

At the request of the shipping company, the duly completed and signed manifest should be endorsed by the competent office.

*Article 126a DA
Article 10, Appendix II, Convention*

CUSTOMS

If the shipping company's manifest is endorsed, the competent office will include the following:

- the name and stamp of the competent office;
- the signature of an official of that office; and
- the date of endorsement.

*Article 199(5) IA
Article 4(2),
Appendix II of the
Convention*

If the shipping company's manifest is issued retrospectively it must bear the appropriate phrase as provided in Section II.2.3.4.2.

II.3.2.4 Invoice or transport document

Article 126 DA

Article 9, Appendix II, Convention

TRADE

The invoice or transport document must include at least the following information:

- the full name and address of the consignor, or of the person concerned where that person is not the consignor;
- the number and type of packages, marks and reference numbers of the packages;
- a description of the goods;
- the gross mass in kilograms;
- the value of the goods;
- the container numbers, if appropriate;
- the T2L or T2LF code, as appropriate; and
- the hand-written signature of the person concerned.

Note: the invoice or transport document must relate only to Union goods.

Invoices or transport documents where the total value of the goods covered does not exceed EUR 15 000

*Articles 199(1) d)
and 211 UCC IA
Article 9, Appendix
II, Convention*

If the total value of the Union goods covered by the invoice or transport document does not exceed EUR 15 000, no endorsement by the competent office is required. However, the competent office's name and address must be shown on the invoice or document, in addition to the above details.

Invoices or transport document where the total value of the goods covered exceeds EUR 15 000

*Article 126 DA and
Article 201 IA
Article 9, Appendix
II, Convention*

At the request of the person concerned, the duly completed invoice or transport document that they sign must be endorsed by the competent office. If the invoice or transport document is not endorsed, it cannot serve as proof of Union status.

CUSTOMS

The endorsement of the invoice or transport document by the competent office will include the following:

- the name and stamp of the competent office;
- the signature of an official of that office;
- the date of endorsement; and
- either the registration number or, if required, the number of the dispatch declaration.

Article 199(5) IA
Article 4(2),
Appendix II,
Convention

Invoice or transport documents issued retrospectively must bear the appropriate phrase as provided in Section II.2.3.4.2.

II.3.2.5 TIR, ATA carnet or Form 302

Article 127 DA
Article 207 IA
Article 12,
Appendix II,
Convention

If the goods transported under a TIR carnet, an ATA carnet or Form 302 are all Union goods, the declarant must clearly enter either the code 'T2L' or 'T2LF' in the space reserved for the description of goods, together with their signature, on all relevant carnet vouchers and present the carnet to the office of departure for endorsement.

If the TIR carnet, ATA carnet or Form 302 covers both Union goods and non-Union goods, the two categories of goods must be shown separately, and the symbol 'T2L' or 'T2LF' respectively must be entered in such a way that it clearly relates only to the Union goods.

CUSTOMS

Where a TIR carnet, an ATA carnet or Form 302 is presented to the office of departure for endorsement in order to prove the customs status of Union goods, care is needed to ensure that the Union goods are shown separately from the other goods and that the code 'T2L' or 'T2LF' is entered in such a way that it relates only to the Union goods.

The code 'T2L' or 'T2LF' must be authenticated with the stamp of the office of departure accompanied by the signature of the competent official.

II.3.3 Authorised issuer

II.3.3.1 General provisions

Article 128 DA
Article 14,
Appendix
II Convention

The customs authorities may authorise a person, who will be known as the ‘authorised issuer’, to issue the following means of proof of Union status:

1. T2L and T2LF documents without endorsement (see Section II.3.3.2) (transitional):
 - a) with pre-authentication by customs;
 - b) with self-authentication;
 - c) with electronic self-authentication without signature;
2. customs goods manifest without endorsement and without registration (see Section II.3.3.3);
3. shipping company's manifests without endorsement (see Section II.3.3.4) (transitional provision):
 - a) shipping company's manifest as proof;
 - b) shipping company's manifest after departure;
4. invoices or transport documents for goods exceeding EUR 15 000 without endorsement (transitional provision) (see Section II.3.3.2).

Note that the authorisation to issue T2L/T2LF documents without endorsement is a transitional provision in so far as the proof will consist of T2L/T2LF documents instead of data entered in the PoUS system.

The authorisation to issue certain means of proof of Union status without endorsement (and registration) by customs is a customs decision upon application. This means that the general rules of the customs decisions as described in Part VI apply, unless otherwise specified.

The procedure that is to be followed must be in accordance with Part VI, Section 2.2, unless additional details are provided below.

The application must be lodged with the customs authority that is responsible for the place where the applicant's main accounts for customs purposes are held or are accessible, and where at least part of the activities covered by the authorisation are to be carried out.

The applicant must fulfil the general and specific conditions. The general conditions applicable in all circumstances are listed in the table below. The other specific conditions are listed in the sections below related to each specific means or facility.

General conditions

*Article 128(1) DA
Article 14, Appendix II, Convention*

- the applicant is established in the EU or a common transit country;
- the applicant must have an economic operator's registration and identification (EORI) number, if they are established in the EU
- the person concerned has not committed any serious or repeated offences prohibited by customs or tax legislation;
- the competent customs authorities are able to supervise the procedure and carry out controls without an administrative effort disproportionate to the requirements of the person concerned;
- the person concerned keeps records which enable the customs authorities to carry out effective controls.

II.3.3.2 T2L/T2LF document or invoice or transport document issued by authorised issuer (*transitional provision*)

II.3.3.2.1 Authorisation

In addition to the general conditions listed above in Section II.3.3.1., the applicant must fulfil the following specific conditions in order to be authorised to issue T2L/T2LF documents, invoices or transport documents as proof of Union status without the endorsement of customs.

Specific conditions for issuing T2L/T2LF documents, invoices or transport documents

*Article 128(2) and (4), DA
Article 14, Appendix II, Convention*

- the person concerned regularly issues the proof of the customs status of Union goods, or customs authorities know that he/she can meet the legal obligations for the use of these means of proof.

In addition to the general conditions listed above in Section II.3.3.1. and the specific conditions, the applicant must fulfil the following specific conditions in order to be authorised issue electronic self-authentication T2L/T2LF documents, as proof of Union status without the endorsement of customs.

Specific conditions for electronic self-authentication without signature

Article 128b DA

Article 17, Appendix II, Convention

- The authorised issuer has given a written undertaking acknowledging his/her liability for the legal consequences arising from all T2L/T2LF documents or commercial documents issues bearing the special stamp.

Article 128a(2) DA

Article 15, Appendix II, Convention

CUSTOMS

The authorisation must in particular specify:

- a) the customs office assigned responsibility for pre-authenticating the 'T2L' or 'T2LF' forms;
- b) the manner in which the authorised issuer will establish that the forms have been properly used;
- c) the excluded categories or movements of goods;
- d) the period within which and the manner in which the authorised issuer should notify the competent customs office so it can carry out any necessary checks before departure of the goods;
- e) whether the means of proof should be:
 - (i) pre-authenticated by customs;
 - (ii) self-authenticated by the authorised issuer with signature;
 - (iii) electronically self-authenticated by the authorised issuer (without signature);
- f) that the authorised consignor must complete and sign the form before the goods are dispatched.
- g) whether the customs authority authorises the use of loading lists that do not comply with all the requirements.

II.3.3.2.2 Use of T2L/T2LF documents, invoices or transport documents issued by an authorised issuer

When the means of proof are pre-authenticated by customs:

<p style="text-align: right;"><i>Article 128a DA</i> <i>Article 16, Appendix II, Convention</i></p> <p>CUSTOMS</p> <p>Customs will stamp and sign in advance:</p> <ul style="list-style-type: none">- the front of the invoices or transport documents; or- Box ,‘C. Office of departure’ on the front of the T2L/T2LF documents and, where appropriate, the continuation sheets. <p>The signature of the official from the office responsible for prior authentication does not need to be hand-written and the stamp of that office may be pre-printed if prior authentication is administered centrally by a single customs authority.</p>

When the means of proof are self-authenticated by authorised issuer:

<p style="text-align: right;"><i>Article 128a DA and Part II, Chapter II of Annex 72-04 IA</i> <i>Article 16, Appendix II, and Annex B9, Appendix III, Convention</i></p> <p>TRADE</p> <p>The authorised issuer will stamp with a special stamp:</p> <ul style="list-style-type: none">- the front of the invoices or transport documents; or- Box ‘C. Office of departure’ on the front of the T2L/T2LF documents and, where appropriate, the continuation sheets. <p>The stamp may be pre-printed on the forms where the printing is entrusted to a printer approved for that purpose. Boxes 1 and 2 and 4 to 6 of the special stamp have to be completed with the following information:</p> <ul style="list-style-type: none">— coat of arms or any other signs or letter characterising the country;— competent customs office;— date;— authorised issuer; and— authorisation number. <p>Note: The pre-printing of the stamp is approved by the competent authority of the country where the authorised issuer is established and not by the authorities of the country where the printer is established.</p>
--

Further completion of the proof by authorised issuer:

Article 128a DA

Articles 16(4), 19 and 20, Appendix II, Convention

TRADE

Before the goods are dispatched, the authorised issuer must complete and sign the form by entering in:

- a clearly identifiable space on the commercial document or
- Box 'D. Control by office of departure' of the T2L/T2LF documents, and where appropriate, the continuation sheets,

the following data:

- the name of the competent customs office,
- the date of completion of the document and signature of the authorised issuer, and
- one of the following endorsements:

BG	Одобрен издател
CS	Schválený vydavatel
DA	Autoriseret udsteder
DE	Zugelassener Aussteller
EL	Εγκριμένος εκδότης
EN	Authorised issuer
ES	Emisor autorizado
ET	Volitatud väljastaja
FI	Valtuutettu antaja
FR	Emetteur agréé
HR	Ovlaštenog izdavatelja
HU	Engedélyes kibocsátó
IT	Emittente autorizzato
LT	Igaliotasis išdavėjas
LV	Atzītais izdevējs
MT	Emittent awtorizzat
NL	Toegelaten afgever
PL	Upoważnionego wystawcę
PT	Emissor autorizado
RO	Emitent autorizat
SK	Schválený vystaviteľ
SL	Pooblaščen izdajatelj
SV	Godkänd utfärdare

The authorised issuer must:

- make a copy of each proof issued,
- present the copies to customs as set in the authorisations for purposes of control and

- retain them for at least 3 years

If electronically self-authenticated by authorised issuer without signing:

Article 128b DA

Article 17, Appendix II, Convention

TRADE

Before the goods are dispatched, the authorised issuer must complete and sign the form as indicated in the previous ‘Trade’ box with exception of the following.

The T2L/T2LF documents or commercial documents must contain one of the following endorsements in place of the authorised issuer’s signature:

BG	Освободен от подпис
CS	Podpis se nevyžaduje
DA	Fritaget for underskrift
DE	Freistellung von der Unterschriftsleistung
EE	Allkirjanõudest loobutud
EL	Δεν απαιτείται υπογραφή
EN	Signature waived
ES	Dispensa de firma
FI	Vapautettu allekirjoituksesta
FR	Dispense de signature
HR	Oslobodeno potpisa
HU	Aláírás alól mentesítve
IS	Undanþegið undirskrift
IT	Dispensa dalla firma
LT	Leista nepasirašyti
LV	Derīgs bez paraksta
MT	Firma mhux meħtieġa
NL	Van ondertekening vrijgesteld
NO	Fritatt for underskrift
PL	Zwolniony ze składania podpisu
PT	Dispensada a assinatura
RO	Dispensă de semnătură
SI	Opustitev podpisa
SK	Oslobodenie od podpisu
SV	Befrielse från underskrift

For further details on the use of these means of proof, see also Section II.3.2.1. for T2L/T2LF documents and Section II.3.2.4. for invoices and transport documents.

II.3.3.3 Customs goods manifest issued by an authorised issuer

This section will be completed when the PoUS will be deployed and the use of the shipping company's manifest as proof of Union status will be discontinued.

II.2.3.4 Shipping company's manifest issued by an authorised issuer *(transitional provision)*

II.3.3.4.1 Authorisation

In addition to the general conditions listed above in Section II.3.3.1., the applicant must fulfil the following specific conditions in order to be authorised to draw up a **shipping company's manifest** as proof of Union status without the endorsement of customs.

Specific conditions

Article 128(2) and (4), DA

- the person concerned regularly issues the proof of the customs status of Union goods, or whose competent customs authorities know that he can meet the legal obligations for the use of those proofs

For logistical reasons, however, the manifest is sometimes unavailable for authentication at the time of sailing. In such cases, a shipping company may send the contents of the manifest electronically from the port of departure after the vessel has left so that they are available at the port of destination before the vessel arrives. Customs authorities may authorise the shipping company to **draw up** such manifests at the latest on **the day after** the vessel departs but before it arrives at the port of destination – the TC12 authorisation (see Annex 8.2). In addition to the general conditions listed above in Section II.3.3.1, the applicant must fulfil following specific conditions.

Specific conditions

Article 128d(1) and (2) DA, Article 18, Appendix II to the Convention

- they are an international shipping company;
- they use electronic data interchange systems to send information between the ports of departure and destination in the customs territory of the Union;
- they operate a significant number of crossings between the ports of Member States or the common transit countries on recognised routes.

Application

*Articles 128c and
128d DA
Article 18,
Appendix II,
Convention*

The shipping company's application should list all the countries and all the ports of departure and destination concerned.

The shipping company should also provide in its application the name(s) of its representative(s) in those ports.

Consultation procedure for the authorisation

On receipt of an application, the customs authorities of the Member State where the shipping company is established must notify the other Member States in which the ports of departure and intended destination are situated of that application. The relevant contact persons are listed in Annex II.8.2 – Annex B.

The customs authorities at the ports of departure and destination will then examine with the local offices of the shipping company whether the conditions for using the simplified procedure are met, in particular the requirement that there should be a significant number of crossings between the countries along recognised routes.

When this consultation procedure is complete, the customs authorities at the ports of departure and destination will advise their competent authorities as to whether these ports are equipped to use an electronic data interchange system and whether the shipping company fulfils the criteria listed above.

If no objection is received within 60 days (Member States) or within 45 days (common transit countries) of the date of notification, the customs authorities must authorise use of the simplified procedure to draw up a shipping company's manifest as proof of Union status without the endorsement of customs.

This authorisation will be valid in the Member States concerned and will apply only to transport operations between the ports to which it refers. The simplification covers the carriage of all goods which the shipping company transports by sea between the ports of

the Member States and the common transit countries listed in the authorisation.

II.3.3.4.2 Drawing up the proof

Such a manifest must be authenticated by the shipping company before the vessel leaves the port of departure.

For logistical reasons, however, the manifest is sometimes unavailable for authentication at the time of sailing. In such cases, a shipping company may send the contents of the manifest electronically from the port of departure after the vessel has left so that they are available at the port of destination before the vessel arrives.

*Articles 128c and 128d DA
Article 18 of
Appendix II to the
Convention*

Article 128c and 128d DA (Article 18 of Appendix II to the Convention) allows such a manifest to be issued retrospectively as proof of status and, subject to certain conditions, to be sent to the port of destination by means of an electronic data interchange system.

*Article 126a DA
Article 18,
Appendix II,
Convention*

When used as proof of the customs status of Union goods, the shipping company's manifest must at least include the following particulars:

- the shipping company's and full address;
- the vessel's name;
- the place and date of loading;
- the place of unloading;
- and for each consignment:
 - the reference for the bill of lading or other commercial documents;
 - the number, description, marks and reference numbers of the packages;
 - the normal trade description of the goods including sufficient detail so they can be identified;
 - the gross mass in kilograms;
 - where applicable, the container identification numbers; and
 - the following entries for the status of the goods:
 - the letter 'C' (equivalent to 'T2L') for goods whose customs status of Union goods can be shown; or
 - the letter 'F' (equivalent to 'T2LF'), for goods, from or between the non-fiscal areas, whose customs status of Union goods can be shown; or
 - the letter 'N' for all other goods.

II.3.3.4.3 Procedure at the port of departure

The shipping company must draw up the manifest that proves the customs status of Union goods no later than the day after the vessel has departed and, in any case, before its arrival at the port of destination.

The shipping company will then send the manifest by electronic data interchange to the port of destination.

Upon request, the shipping company will send the manifest to the customs authorities at the port of departure either by electronic data interchange system, or, if the customs authorities are not equipped to receive data by electronic mail, on paper.

The competent authorities at the port of departure will carry out inspections on the basis of risk analysis.

II.3.3.4.4 Procedure at the port of destination

The shipping company will present a copy of the manifest to the customs authorities at the port of destination either by an electronic data interchange system, or, if the customs authorities are not equipped to receive data by electronic means, on paper.

The competent authorities at the port of destination will check the declared customs status of Union goods, carrying out inspections on the basis of risk analysis and if necessary cross-checking with the competent authorities at the port of departure.

II.3.3.4.5 Irregularities/offences

The shipping company must report any irregularities or offences discovered to the competent authorities at the ports of departure and destination. It is also obliged to help clear up any irregularities or offences detected by the competent authorities at the ports of departure and destination.

If it is not possible to clear up irregularities and offences at the port of destination, the competent authorities at the port of destination will notify the competent authorities at the port of departure and the authority which issued the authorisation, which will then take the necessary action.

II.3.3.4.6 The shipping company's responsibilities

The shipping company must:

- keep suitable records enabling the competent authorities to check operations at departure and destination ports;
- make all relevant records available to the competent authorities;
- undertake to accept full liability to the competent authorities for the performance of its obligations and for reporting and helping clear up any offences and irregularities.

II.3.4 Common transit country

*Articles 9,
Convention*

When Union goods have arrived in a common transit country under a T2 procedure, they will preserve their Union status provided:

- they remained under a T2 procedure or a warehousing procedure in the common transit country; and
- the period for which the goods were stored in a warehouse did not exceed 5 years (or 6 months for some specific categories of goods); and
- they remained under the control of the customs authority at all times.

Union goods in common transit countries

*Articles 2(3)(b) and
9, Convention
Article 2, Appendix
II, Convention*

Union goods in common transit countries may only be placed under the T2 procedure when:

- the goods arrived into that country under the T2 procedure;
- the goods are re-consigned under conditions whereby:
 - they remained under the control of the customs authority at all times to ensure there is no change in identity or state;
 - they have not been placed under a customs transit procedure other than transit or a warehousing procedure; and
 - if they were placed under a warehousing procedure:
 - the period does not exceed 5 years;
 - for goods falling within Chapters 1 to 24 of the Nomenclature for the Classification of Goods, the period cannot exceed 6 months;
 - the goods were stored in special spaces and have received no treatment other than that needed for their preservation in their original state, or for splitting up consignments without replacing the

- packaging; and
- any treatment took place under customs supervision;
- and
- the new T2 procedure contains the reference of the previous such procedure under which the Union goods arrived in that common transit country, including all special endorsements and pairing thereon.

Provision of proofs of Union status in a common transit country

*Articles 5, 9, 10
and 18a,
Convention*

The following means of proof can be issued in a common transit country:

- T2L document;
- invoice or transport document;
- shipping company's manifest.

For more details on the provision and use of these means of proof, see Sections II.3.2 and II.3.3.

Any document issued by a competent office of a common transit country to certify the customs status of Union goods must bear a reference to the corresponding T2 declaration or document certifying the customs status of Union goods under which the goods arrived in that common transit country and must include all special endorsements appearing thereon.

Union goods re-exported from a common transit country

*Article 9,
Convention
Article 12,
Appendix II to the
Convention*

Where Union goods, which entered a common transit country, are to be re-exported under a transit procedure other than common transit, the T2L/T2LF does not need not be renewed provided the goods have not been warehoused prior to re-consignment. To show that the goods have remained under the permanent supervision of the customs authorities, the competent customs office of the common transit country stamps the upper front part of the document, adding the date they were re-exported.

For example: Union goods arrive in a common transit country on a non-RSS vessel and are re-exported by truck under a TIR procedure. Note that the validity period for the T2L/T2LF document is limited to 90 days.

Issuing proof in common transit countries

*Article 2, Appendix
II, Convention*

Proof for Union goods moving from a common transit country can only be provided if the goods are moved directly from that common

transit country to another common transit country or a Member State:

- without passing through a third country; or
- when passing through a third country, they are moved under a single transport document issued in a common transit country.

Union goods exported from a common transit country

Article 2, Appendix II, Convention

Proof of Union status cannot be used for Union goods intended for export from a common transit country or the EU.

Presumption of Union status of goods

Temporary admission

Article 9(2), Convention

Proof of Union status is, however, not required for Union goods in a common transit country placed under the temporary admission procedure and which have received no treatment other than that needed for their preservation in their original state or for splitting up consignments.

T2-Corridor

Article 2a, Appendix II, Convention

Goods having the customs status of Union goods carried by rail may move, without being subject to a customs procedure, from one point to another within the customs territory of the Union and be transported through the territory of a common transit country without their customs status being altered. For more details on the T2-Corridor, see Part VI – Section 3.5.5

II.4 Movements of Union goods without proof of Union Status

II.4.1 Carried by air

Article 119(2)(a) DA

Union goods carried by air from one EU airport to another without a stop outside the EU, benefit from the presumption of Union status on condition that they are covered by a single transport document, i.e. the AWB issued in a Member State. Thus, under these circumstances, no proof is required for the Union goods.

II.4.2 Regular shipping service

II.4.2.1 Definition

Article 120 DA Shipping companies that only operate (short-sea) services between two or more EU ports and carrying Union goods, can apply to be granted authorisation as a regular shipping service (RSS).

Union goods carried on board an RSS-approved vessel between two or more EU ports keep their Union status, with no requirement to prove that status to customs at the EU ports of arrival. The RSS-assigned vessel is not allowed to call:

- at any port outside the customs territory of the Union;
- to a port that is not part of the RSS-approved routes;
- to a port in a free zone of a EU port;
- carry out any transshipment of goods at sea.

Article 119(2)(b) DA The RSS can therefore be compared to a land bridge between two or more EU ports with no customs checks on either end of the bridge. However, non-Union goods carried by an RSS-approved vessel must be placed under a T1 transit procedure.

When a non-RSS vessel sails between EU ports and leaves the customs territory of the Union, the Union goods on board lose their Union status. On arrival back into the Union the status of the Union goods must be proven, otherwise customs will deem all the goods on board to be non-Union goods.

Where shipping services operate between EU and non-EU ports, they will not be granted authorisation to become an RSS for those routes. Union goods carried on board a non-RSS vessel will need to prove the customs status of those goods when being off-loaded at an EU port.

The Convention on a common transit procedure does not cover the RSS facilitation nor the use of an electronic transport document (ETD) as a transit declaration for maritime transport.

This RSS concept should not be confused with the term ‘regular service’ as used by maritime transport operators.

II.4.2.2 Procedure for authorising regular shipping services

Articles 120 and 121 DA Authorisation is granted only to shipping companies which:

- Article 39(a) UCC*
- are established in the customs territory of the Union;

- have no record of any serious infringement or repeated infringements of customs legislation and taxation rules, including having no record of serious criminal offences relating to their economic activity (note: this condition is deemed to be fulfilled for those having an authorised economic operator (AEO) status);
- undertake to communicate, once the authorisation is issued, to the customs authority that granted the authorisation:
 - the names of the vessels assigned to the RSS;
 - the port where the vessel starts its operation as an RSS; and
 - the ports of call;
- undertake not to call at any port outside the customs territory of the Union or at any free zone in an EU port, and not to carry out any transshipments of goods at sea;

The general rules governing customs decisions upon application fully apply to the authorisation to establish regular shipping services. The guidelines described in Part VI, Sections 2.2 to 2.5 apply thus equally in addition to the specifications described below.

TRADE

The application must specify the Member States where the RSS operates and may specify Member States declared by the applicant as regards plans for future services.

Article 195 IA

After examining the request, the competent customs authority (authorising customs authority) should notify, through the Customs Decision System, the customs authorities (the consulted customs authorities) of the other Member States where the shipping service requesting their agreement operates, or could potentially operate in the future. The other administrations must indicate their agreement or refusal within 15 days of being notified by the authorising customs authority. If the consulted Member State refuses the request, it must communicate the reason(s) and the corresponding legal provisions on the offence committed through the Customs Decision System. The authorities of the Member State where the application was made must refuse the authorisation and must notify the applicant stating the reasons for the refusal.

Article 195 IA

If no reply or refusal is received within 15 days of receiving the notification, the authorising customs authorities must issue an authorisation to the shipping company concerned.

The authorisation must be accepted by the other Member States

where the shipping service operates, or could potentially operate in the future.

Article 121 DA

TRADE

After being authorised to establish regular shipping services, the shipping company must register with the authorising customs authority:

- a) the names of the vessels assigned to the RSS;
- b) the first port where the vessel starts its operation as an RSS;
- c) the ports of call;

and notify the authorising customs authority of:

- d) any amendments to the information in a), b) and c);
- e) the date and time when the amendments take effect;

and, where appropriate:

- f) the names of the part charterers.

Article 121 DA and Article 196 IA

CUSTOMS

All the amendments to the authorisation communicated by the shipping company must be registered in the Customs Decision System within 1 working day from the day of communication and must be accessible to the customs authorities involved in the RSS. The amended registration takes effect on the first working day after it is registered.

All correspondence with other customs administrations involved in the RSS must be made through the Customs Decision System.

Annex II.8.4 contains the list of authorities responsible for the authorisation procedure and communication regarding the RSS.

CUSTOMS

Authorisation => registration in the electronic RSS information and communication system.

Where appropriate, fill in the box 'Other information' in the RSS authorisation with the name(s) of the part charterer(s) for each vessel.

This information will be completed following the update of the Customs Decision Management System planned for the end of 2020.

II.4.2.3 Part-charter arrangements

In the case of part-charter arrangements, an application for

authorisation of an RSS is submitted by the person (lessor or charterer), or his/her representative, defining the RSS, i.e. determining the vessel(s) to be used for the RSS and specifying the ports of call. The authorising customs authorities may request any additional information required to process the application.

Examples of a contract of ‘affreightment’ involving sub-chartering and part-charter arrangements are given in Annex II.8.1.

II.4.2.4 Verification of conditions for the RSS

The customs authorities may require the shipping company to provide evidence that it observes the provisions related to the operation of the RSS, namely that the RSS is operated on the basis of the information registered with the competent customs authority and calls solely at the registered ports of call.

Where a customs authority establishes that the provisions of the RSS have not been observed, it will immediately inform, via the Customs Decision system, the customs authorities of other Member States in which the RSS is operated so that they can take the measures required.

II.4.2.5 Regular shipping service or non-regular shipping service

Non-Union goods, and also in certain cases Union goods, carried on an RSS vessel have to be transported under a customs procedure (‘lorry on the ferry’) or they have to be placed under a Union transit procedure (T1 or T2F) for carriage on the RSS. For that purpose, an RSS can choose whether it gets authorised to use an ETD as a transit declaration for maritime transport or whether it uses the standard transit procedure (using the SAD-based NCTS declaration and a guarantee) for T1 or T2F goods. If the ETD is used as a transit declaration for maritime transport, the manifests of the RSS can be used for that purpose and no guarantee is required.

Where short-sea shipping services operate between two or more EU ports and they carry mainly non-Union goods, these operators should consider the administrative effort involved. They should assess whether it is worthwhile to fulfil the administrative requirements needed to have authorisation(s) for using the RSS and the ETD as a transit declaration for maritime transport and fulfil the operational requirements required to use these authorisations. Alternatively, the operators could instead consider making use of a

non-RSS. Thus, there would be no need for an RSS authorisation and instead the operator could provide simple proof of the customs status of Union goods, where applicable.

Unforeseen circumstances during RSS transport

When a vessel registered for an RSS is forced by unforeseen circumstances to tranship goods at sea, to call at or load or unload goods in a non-EU port, a non-RSS port or a free zone in a EU port, the shipping company must immediately inform the customs authorities of all subsequent EU ports of call along the vessel's scheduled route.

The customs status of the goods on board that vessel must not be altered unless these are new goods loaded or goods unloaded and left at those locations.

Example 1 New York/Le Havre/Antwerp on a non-regular shipping service

The goods are all deemed to be non-Union goods on arrival at Le Havre.

- For Union goods (other than goods subject to excise duties) loaded in Le Havre: either a T2L document or, at the request of the shipping company, the shipping company's manifest bearing the code 'C' must be used.
- For Union goods subject to excise duties loaded in Le Havre: a printout of the electronic administrative document (e-AD) (as provided for by Articles 21 and 34 of Council Directive 2008/118/EC and Regulation No. 684/2009) must be used.

Example 2 Le Havre/Pointe à Pitre (Guadeloupe) on a non-RSS

The goods are all deemed to be non-Union goods on arrival at Pointe à Pitre.

- For Union goods: a T2LF document or, at the request of the shipping company, the shipping company's manifest bearing the code 'F' must be used.

Example 3 Genoa/Marseille on a non-RSS

The goods are all deemed to be non-Union goods on arrival at Marseille.

- For Union goods (other than goods subject to excise duties)

loaded in Genoa: a T2L document or, at the request of the shipping company, the shipping company's manifest bearing the code 'C' must be used.

- For Union goods subject to excise loaded at Genoa: a printout of e-AD (as provided for by Article 21 and 34 of Council Directive 2008/118/EC and Regulation No 684/2009) must be used.

Example 4 New York/Le Havre/Antwerp on a non-RSS

On the vessel's arrival in Le Havre all goods will be considered as being non-Union goods.

Some are unloaded at Le Havre while the rest remain on board.

There are two possibilities.

- *The goods are unloaded in Le Havre and are carried by road to Antwerp:* a T1 transit procedure for the carriage by road is required and a guarantee must be furnished.
- *The goods are not unloaded in Le Havre and are carried by sea to Antwerp:* a T1 transit procedure is not required. On arrival in Antwerp all goods will be deemed to be non-Union goods unless evidence of the customs status of Union goods is presented.

Example 5 Export of goods where a refund is applied for

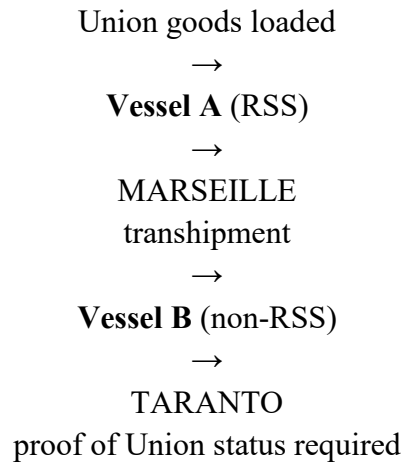
Le Havre/Antwerp/New York on a non-RSS

Export formalities are completed at Le Havre, where the goods are placed on a vessel under a single contract of carriage to a non-EU country, and carried to Antwerp where they are loaded onto another vessel bound for a non-EU country.

As these goods are transported on a non-RSS, they are deemed to be non-Union goods.

Proof of the customs status of Union goods in case of transhipment

Union goods are transported under an RSS (see Section II.4.2.). If the goods are subsequently transhipped in an EU port on to a vessel that is not an RSS, the status would be lost and the goods would be placed in temporary storage. This presents a problem in the final EU port of destination (discharge). The problem is illustrated diagrammatically as follows:



In such cases the required proof of status at the final EU port of destination (discharge, e.g. Taranto, will be a T2L, issued and authenticated by the competent authorities at the latest, at the port of transshipment, e.g. Marseille.

In these cases, it is recommended that the proof of status accompanies the goods from the start of the transport operation (vessel A).

Alternatively, the required proof may be demonstrated by the shipping company's manifest (see Paragraph II.4.2).

II.4.3 T2-Corridor

See Part VI.3.5.5

II.5 Specific provisions concerning products of sea-fishing and goods obtained from such products

Proof of customs status for Union products of sea-fishing and other products vessels take from the sea

Article 213 IA

A fishing logbook, a landing declaration, transshipment declaration and vessel monitoring data, as appropriate, have to be produced to prove the Union status of:

- products of sea fishing caught by a Union fishing vessel outside the customs territory of the Union, in waters other than the territorial waters of a third country; and
- goods obtained from such products on board a Union fishing vessel or Union factory ship, the production of which may have involved other products having the customs status of Union goods.

Article 129 DA

The fishing logbook, a landing declaration, transshipment declaration and vessel monitoring data, as appropriate must be presented by:

1. the Union fishing vessel which caught the products and, where applicable, processed them; or
2. another Union fishing vessel, or Union factory ship which processed the products following their transshipment from the vessel referred to in point 1; or
3. any other vessel onto which the said products and goods were transhipped from the vessels referred to in points 1 and 2, without any further changes being made; or,
4. a means of transport covered by a single transport document issued in the country or territory that does not form part of the customs territory of the Union where the products or goods were landed from the vessels referred to in points 1, 2 or 3.

Article 214 IA

When sea-fishing products or goods obtained from such products are transhipped and transported through a territory outside the EU before being transported to the EU, the proof of the customs status of Union goods must be presented for those products and goods on their entry into the customs territory of the Union. This can be done by means of a printout of the fishing logbook including a certification by the customs authority of that country or territory that the products or goods were:

- under customs supervision while in that country or territory; and

- not subjected to any handling other than that necessary for their preservation.

The printout of the fishing logbook as set out in the current legislation can mean either:

- the printout of the relevant parts of the fishing logbook (i.e. an excerpt), including the data on transhipment(s), where applicable; or
- the printout of the full fishing logbook, provided that it allows for the respective consignment of the sea-fishing products or goods to be identified and includes a reference to the relevant fishing logbook.

Customs administrations of third countries are not legally obliged to certify the non-manipulation of the sea-fishing products and goods transhipped and transported through those countries on a printout of the fishing logbook. Therefore a certification other than that based on a printout of the fishing logbook can be accepted.

The form of the certification document is free; an example provided by the fishing industry is included in Annex II.8.5. Another example, in Annex II.8.6, is a non-manipulation certificate issued by Singapore.

*Articles 130 and
133 DA*

Article 130 DA sets out the data requirements for the proof of the Union customs status for sea-fishing products and goods, both delivered directly or via transhipment to the customs territory of the Union.

Article 133 DA sets out the data requirements for certifying the non-manipulation of sea-fishing products and goods transhipped and transported through a third country or territory, which is an integral part of the proof of the Union customs status for those products and goods.

If, for the purposes of certifying non-manipulation, other documents are used, aside from a printout of the fishing logbook, or a printout of the relevant parts of the fishing logbook, those other means of proof have to contain:

- all the relevant data set out in Articles 130 and 133 DA;
- a reference to the fishing logbook.

These means of proof have to be accompanied by the relevant fishing logbook printout, or printout of the relevant parts of the fishing logbook, when presented to the customs authorities of the

Member States when entering the customs territory of the Union.

Concerning the information on the place where the products of sea-fishing were caught, as laid down in Article 130(1)(a), it is understood that the information on the exact place of catch will be regarded as sensitive and sharing this information with the customs authorities of third countries for the purpose of the certification might pose problems. Therefore, the obligation to include that information in the documents submitted to the customs authorities of third countries for the certification should not be required, under the condition that the information on the exact place of catch is provided to the customs authorities of the Member States upon entering the customs territory of the Union.

II.6 Specific national instructions (reserved)

II.7 Restricted part for customs use only

II.7.1 T2L(T2LF) document authenticated by electronic means

II.8 Annexes

II.8.1 Example of a contract of ‘affreightment’ involving sub-contracting and part-charter arrangements

Part-charter

This paragraph explains the commercial aspects of part-charter, emphasising in particular the transport of containers and the consequences for Union transit.

1. Introduction

In container traffic, part-charter is usually known as a ‘slot charter’. A ‘slot’ is a part of a vessel’s cargo space with a precise size corresponding to one container or container unit. There are two types of container:

- a) TEU = twenty feet equivalent
and
- b) FEU = forty feet equivalent (aka 2 TEU-container)

Note: other types of containers are 10ft, highcube, 45ft, etc.

2. Types of slot charter

There are two main types:

- a) ordinary slot charter
- b) vessel sharing agreement

3. Ordinary slot charter

Under the ordinary slot charter, a charterer (a shipping line) charts a number of ‘slots’ from a ship owner (another shipping line with excess capacity on a vessel). The charterer will (normally) pay a sum for the total number of slots they have chartered, regardless of whether or not they are able to use them all. The ordinary slot charter will (normally) be concluded on a journey-by-journey basis.

4. Vessel sharing agreement

Under the vessel sharing agreement two (or more) shipping lines agree to place a fixed number of slots at each other’s disposal on designated vessels or routes. These agreements are normally on a reciprocal level and the lines in question do not pay each other for the slots.

5. Commercial consequences

- (a) Apart from the fact that an ordinary slot charter involves payment while vessel sharing agreements do not, the legal implementation of the two types of charter are the same.
- (b) The system operates as ordinary charter, i.e. the cargo travelling under slot charter/vessel sharing agreements travels in the name of the charterer, on their Bill of Lading and manifests. The vessel's owner will issue one Ocean Bill of Lading covering the total number of slots used - not one Bill of Lading per container/consignment. The vessel's owner has no underlying documentation (apart from dangerous cargo declarations, etc.) for the individual consignments: shipper, consignee, contents, etc.
- (c) Cargo that is being transported under slot charter/vessel sharing agreements is de facto being transported as if on board one of the charterer's own vessels.
- (d) The shipper/consignee may not have to know – or have to be told – that part of the transportation is carried out on board a slot charter/vessel sharing agreement vessel.
- (e) The shipper/consignee will receive a Bill of Lading issued by the shipping line with which they are contracted to carry out the transportation.

6. Consequences for Union transit

Where commercial part-charter arrangements operate, each shipping company may act as the holder of the procedure provided that all manifests conform to the requirements of Articles 50 and 51 of the TDA in its entirety.

Moreover, the Ocean Bill of Lading item on the manifest of the vessel carrying the cargo must indicate, to the competent authorities at the port of destination, that transit controls will be based on the charterer's manifests and bills of lading.

7. Consequences for approving regular shipping services (RSS)

- a) In the case of part-charter arrangements, an application to authorise an RSS must be submitted by the person (lessor or charterer) defining the RSS.

Customs authorities may request any information they require to assess the applicant and in particular the charter-party.

- b) Examples:

Example 1:

- A vessel called ‘Goodwill’ belongs to ship owner A, who concludes a time charter with shipping company B. Under the charter, A makes their vessel available to B.
- B is responsible for the commercial management of the vessel they have leased. They specify the ports to be served by their vessel (RSS). B concludes a vessel-sharing agreement (part-charter) with C, another shipping company, to ensure that the vessel is filled. This means that part-charter arrangements have been entered into. B concedes commercial exploitation of part of Goodwill to C but retains operational use of the rest of the vessel. B will apply for **authorisation to operate an RSS using Goodwill**.

Example 2:

Services (1)	Vessels (2)	Persons responsible for defining the service (3)	Part charterers (4)
Rotterdam – Dublin - Rosslare - Antwerp - Le Havre - Lisbon - Leixoes – Vigo	Corvette and Caravel	A	B: on the Corvette: Rosslare - Antwerp - Le Havre - Lisbon; on the Caravel: Rosslare - Antwerp - Le Havre - Lisbon – Vigo
			C: on the Corvette: Rotterdam - Rosslare - Antwerp - Le Havre - Lisbon; on the Caravel: Rosslare - Antwerp - Le Havre - Lisbon – Vigo
			D: on the Corvette: Rotterdam - Rosslare - Antwerp - Le Havre - Lisbon
Rotterdam – Dublin - Rosslare - Antwerp - Le Havre - Bilbao - Lisbon - Leixoes – Vigo	Douro	B	A: Rotterdam – Dublin - Rosslare - Antwerp - Le Havre – Bilbao
			C: Rosslare - Antwerp - Le Havre - Bilbao - Lisbon - Leixoes
			D: Antwerp - Le Havre - Bilbao - Lisbon - Leixoes – Vigo
Rotterdam – Dublin - Rosslare - Antwerp - Le Havre - Lisbon - Leixoes –	Angela J	C	A: Rotterdam – Dublin - Rosslare - Antwerp - Le Havre – Lisbon
			B: Rotterdam - Rosslare - Antwerp - Le Havre –

Services (1)	Vessels (2)	Persons responsible for defining the service (3)	Part charterers (4)
Vigo			Lisbon
			D: Antwerp - Le Havre - Lisbon - Leixoes – Vigo
Rotterdam – Dublin - Rosslare - Antwerp - Le Havre - Bilbao - Lisbon - Leixoes – Vigo	Goodwill	D	A: Rotterdam – Dublin - Rosslare - Antwerp - Le Havre – Lisbon
			B: Rotterdam - Rosslare - Antwerp - Le Havre – Lisbon
			C: Antwerp - Le Havre - Lisbon - Leixoes – Vigo

- ☐ Column 1 lists services, with the ports to be used by the vessel(s) concerned. It is for these services that RSS authorisation is applied for.
- ☐ Column 2 names the vessel(s) assigned to the various services. To be covered by a single application for RSS authorisation, vessels must call at all the ports that are mentioned in it.
- ☐ Column 3 contains the name of the person responsible for defining the service (ports of call, etc.). This is the person who applies for authorisation and must inform the part charterers (see Column 4) of the service's 'regular' status. This person may naturally also transport goods using this service.
- ☐ Column 4 names the various part charterers who have leased space on a lessor's vessel. These persons are not required to apply for authorisation but they must comply with, or ensure that their clients comply with, the customs procedures applicable (depending on the customs status of the goods being transported) to 'regular' services.

c) Content of the RSS application and authorisation

The authorisation for the RSS is completed in accordance with the following instructions:

☐ General:

The European Commission and the customs authorities of the Member States must store and have access to the authorisation, including any amendments to it, using the electronic RSS information and communication system.

☐ Boxes:

Box 1: Insert the name of the shipping company, or its representative, and full address.

If the commercial management of a vessel is shared between several companies, which together specify the ports to be served, insert the name of each shipping company concerned, or its representative, and full address.

In that case, each shipping company concerned must be named as the applicant on the single application for a regular shipping service.

Box 2: Insert all the ports of call in order of calling for a particular route. The name of each port is followed by the appropriate ISO-country code (for example: Rotterdam (NL), Dublin (IE), Le Havre (FR)).

Where the authorisation is issued for more than one route, each route must be distinguished by a number (for example: 1. Rotterdam (NL) - Dublin (IE) - Le Havre (FR), 2. Lisbon (PT) – Vigo (ES) – Bilbao (ES), etc.).

Box 3: Insert the name(s) of the vessel(s) assigned to the route specified in Box 2. If there is more than one route listed in Box 2, the vessels must be distinguished by the number of the route they serve (for example: 1. Neptune, Goodwill, 2. Corvette, 3. Douro, etc.).

Box 4: Insert the name(s) of the part charterer(s) (not the names of vessels). The person who requests the authorisation must give the customs authorities the name(s) of the part charterer(s). Note that part charterer(s) are not the holders of the certificate and are not listed in Box 1.

Box 5: This box must be dated and signed by the shipping company(ies) or representative(s) mentioned in Box 1.

Box A: The name of the Member State is followed in brackets by its ISO country code: (AT), (BE), (BG), (CY), (CZ), (DE), (DK), (EE), (ES), (FI), (FR), (GR), (HR), (HU), (IE), (IT), (LT), (LU), (LV), (MT), (NL), (PL), (PT), (RO), (SE), (SI), or (SK).

II.8.2 Shipping manifest – TC12 authorisation

Authorisation to use the simplification provided for in Article 129(c) DA (Article 18, Appendix II, Convention). See Section II.3.3.4.

Specimen authorisation TC 12

1. Holder of authorisation	(Authorisation number)
	Authorisation to use the simplification provided for in Article 129(c) DA (Article 18 of Appendix II to the Convention)
2. Countries and ports of departure to which this authorisation refers and the name(s) of the shipping company's representative(s).	
3. Countries and ports of destination to which this authorisation refers, and the name(s) of the shipping company's representative(s).	
4. Other information	

5. Issuing Authority		Stamp
Name:	Date:	
Address:		
Country :	(Signature)	

II.8.2.B Annex B - List of the competent authorities for consultation

For the latest version of this list, please click on one of the following links:

EUROPA:

https://ec.europa.eu/taxation_customs/business/customs-procedures/what-is-customs-transit/common-union-transit_en

II.8.3 Proof of the customs status of Union motorised road vehicles

To determine the customs status of motorised road vehicles within the customs territory of the Union, it is necessary to comply with the following rules.

1. The rules concerning the movement of goods from one point to another in the customs territory of the Union are applied equally to the movement of motorised road transport, pleasure craft and private aircraft.
2. The term movement covers not only the use of the vehicle when moving in the customs territory of the Union but also, like all other Union goods, transfer of ownership (delivery/acquisition) and change of residence involving relocation of the vehicle without change of ownership.
3. Article 153 UCC states ‘All goods in the customs territory of the Union shall be presumed to have the customs status of Union goods unless it is established that they are not Union goods.’ This presumption applies also to the circulation of vehicles.
4. Therefore, when vehicles are imported from a third country and entered into free circulation without registration in a Member State they can be dispatched to another Member State as Union goods because basic presumption of Article 153 of the UCC has been fulfilled. For registration purposes, such vehicles must be treated in exactly the same way as vehicles manufactured in the Union.
5. In such circumstances, the registration of new vehicles must not be dependent on proof of the customs status of the Union vehicle.
6. In cases of genuine doubt, the competent authorities may request information under mutual assistance. However, such requests should not be made on a routine basis.
7. Consequently, Union vehicles must be able to move within the customs territory of the Union under the same conditions as other Union goods. No intervention by a customs office is provided for.
8. These rules do not affect the provisions applicable to fiscal matters notably in connection with the requirement for the owner to be registered in their country of residence.
9. Without affecting the above rules, any motorised road vehicle registered in a Member State is considered to have Union status provided that:
 - (a) its registration document is produced to the competent authorities of the Member State into which the vehicle is introduced;
 - (b) the vehicle’s registration as shown by the document and also by the registration plate corresponds exactly with the provisions below, depending on the country of registration.

Failing that, proof of the customs status of Union goods should be established in accordance with the provisions of Article 199 IA.

10. Proof of the customs status of Union motor road vehicles by reference to the registration number (Article 208 IA):

Austria:

In Austria, the numbering system consists of a ‘distinguishing sign’ and a ‘reserved sign’.

The distinguishing sign consists of one or two letters and identifies the administrative district (political district), statutory city, state government or federal authorities; the prefix consists of a combination of numbers and letters.

Number plates show black writing on white ground as well as narrow red-white-red edge strips above and below. The licence plates must consist of Latin letters and Arabic numerals. Since November 2002, the number plates on the left side have a blue field with a white ‘A’ under the EU star wreath.

Identification letters and symbols are separated by an emblem. In the case of normal plates, it is the coat of arms of the respective federal state and below the name of the federal state in black block lettering.

Number plates – mostly in rectangular landscape format with rounded corners – have the following dimensions (width × height):

- Single-line: 520 × 120 mm, character height 67 mm
- Two lines: 300 × 200 mm, font height 67 mm

Sample illustrations:



Belgium:

Motorised road vehicles registered in Belgium are considered to have the customs status of Union goods except in the scenarios presented below.

1. The registration certificate, as illustrated below, bears the abbreviation T1, which:
 - a. when it was issued before 16 November 2010, was presented on the reverse side of the title page, on the left side in the section dedicated to temporary admission;

- b. when it was issued as of 16 November 2010, was presented on the front of Part 1, in the table on temporary admission in the lower left-corner.

2. If the vehicle bears a 'merchant' licence plate, it **may** not have the customs status of Union goods. In this case, the authorisation for temporary admission must be in the vehicle. The registration certificate bears, instead of the characteristics of the vehicle, the plate number, the validity date, the type of 'dealer plate', the National Registry number or the company number and the maximum cylinder capacity or the maximum power requested by the holder.

The registration plates concerned bear an index number, a group of 3 letters and a group of 3 digits in the following combinations:

- – ‘dealer plates’ for cars: 1 - Z + 2 other letters + 3 digits;
- – ‘dealer plates’ for motorcycles: 1 - ZM or 1 - ZW + 1 other letter + 3 digits (dimensions differ from other plates; index and letters above, digits underneath);
- – ‘dealer plates’ for mopeds: 1 - SZ + 1 other letter + 3 digits (dimensions differ from other plates; index and letters above, digits underneath);
- – ‘dealer plates’ for trailers: 1 - ZQ or 1 - ZU + 1 other letter + 3 digits.

The digits and letters are green against a white background. A self-adhesive sticker indicating the year must also be affixed to a specifically designated place.

3. If the vehicle bears a ‘test’ licence plate, it **may** not have the customs status of Union goods. In this case, the authorisation for temporary admission must be in the vehicle. However, these vehicles are not allowed to circulate outside of Belgian territory. The registration certificate bears, instead of the characteristics of the vehicle, the plate number, the validity date, the type of ‘dealer plates’ and the National Registry number or the company number.

The registration plates concerned bear an index number, a group of 3 letters and a group of 3 digits (2 digits for mopeds) in the following combinations:

- *for cars: 1 - ZZ + 1 other letter + 3 digits;*
- *for motorcycles: 1 - ZZM or 1 - ZZW + 3 digits (dimensions differ from other plates; letters above, digits underneath);*
- *for mopeds: 1 - SZZ + 2 digits (dimensions differ from other plates; letters above, digits underneath);*
- *for trailers: 1 - ZZQ or 1 - ZZU + 3 digits.*

The digits and letters are green against a white background. A self-adhesive sticker indicating the year must also be affixed to a specifically designated place.

Bulgaria

Motorised road vehicles registered in Bulgaria are considered to have the customs status of Union goods if they carry a rectangular plate with a registration that combines letters and digits in black on a reflective white background with a blue band on the left-hand side.

The blue band of the registration plate bears the flag of Bulgaria and white letters BG.

The registration is a combination of three groups (e.g. C 5027 AB).

- ☐ The first group is consists of letters and corresponds to the territorial department.
- ☐ The second group is consists of four Arabic numerals.
- ☐ The third group is a series (one or two letters).

Motorised road vehicles registered in Bulgaria are not considered to have the customs status of Union goods if:

- they have a rectangular plate with a registration consisting of a combination of six digits separated in the middle by the letter 'B' in black on a white background and the validity year is marked on a red background on the right-hand side.
- they have a rectangular plate with a registration consisting of a combination of six digits separated in the middle by letter 'T' or 'H' in black on a white background.
- they have a rectangular plate with a registration that combines the letters 'C', 'CC' or 'CT' with digits in white on a red background; or
- they have a rectangular plate with a registration that combines the letters 'XX' with digits in white on a blue background.

Motorised vehicles with registration plates of this kind may or may not have the customs status of Union goods.

Their status can be verified only by consulting relevant documentation.

Croatia

1. Motorised road vehicles registered in Croatia are considered to have the customs status of Union goods where they carry respective licence plates.

Licence plates for vehicles are made of metal, coated with reflective foil, identifying the administrative district, and the vehicle's registration number is shown in black letters on white background. The Croatian coat of arms lies in the area between the administrative district indication and the vehicle's registration number.

Exceptionally, the licence plates of the *vehicles which do not comply with the stipulated conditions* concerning the dimensions (length, width, height) i.e. whose maximum allowed weight exceeds the prescribed one, i.e. the allowed axle weight, bear letters and numbers in red.

Licence plates for vehicles owned by foreign citizens who are granted temporary or permanent residence (temporarily registered vehicles, vehicles owned by foreign trade, traffic, cultural and other representative offices, foreign correspondent offices and permanent foreign correspondents) bear letters and numbers in green.

2. Licence plates for *vehicles belonging to diplomatic and consular agencies, foreign countries' missions and international organisations' agencies and their staff* in Croatia are in blue and bear yellow letters and numbers. They also bear a numeric country code of the country the agency belongs to, and the letter corresponding to the agency's activity, i.e. status of the respective person in the agency and the registration number of the vehicle.

Cyprus

The Road Transport Department of Cyprus has been computerised since January 1997. All the registration certificates issued since then have been printed by computers.

a. Vehicles registered permanently in Cyprus

All vehicles registered permanently in Cyprus have a registration number that combines one, two, or three Latin characters and a serial number from 1 to 999. Each vehicle has two number plates, one at the front with a white reflective background and one at the back with a yellow or white reflective background, both with black characters and numbers.

To determine the customs status of Union goods for the majority of the vehicles, which have registration numbers such as LLNNN (e.g. YW764) or LLLNNN (e.g. EAY857), you have to check the corresponding details which are shown on the registration certificate as explained in Table A.

b. Vehicles registered for diplomats (CD or AT)

The vehicles registered for diplomats have two registration numbers written on the registration certificate. The first number denotes the permanent registration. The second number denotes that the vehicle belongs to the diplomatic corps.

The registration number for diplomatic vehicles consist of a combination of two numbers indicating the code of the embassy or commission followed by the letters 'CD' or 'AT' and the number of the vehicle within the certain embassy or commission.

These vehicles circulate with their diplomatic registration number for the period they have diplomatic status. When the diplomatic status ceases to exist they use the permanent registration number. The customs status of Union goods of these vehicles can be verified by consulting their documentation.

Table A

	Information (taxation details) (In English and Greek as written on registration certificates)	Possible form of information with the translation in English written in lower case letters
1	Customs duty Τελωνειακός Δασμός	Duty free, Duty partly paid, Duty paid ΠΛΗΡΗΣ ΑΠΑΛΛΑΓΗ, ΜΕΡΙΚΗ ΑΠΑΛΛΑΓΗ, ΚΑΤΑΒΛΗΘΗΚΕ
2	Custom R.C (Customs Relief Code) Κ.Ε Δασμών (Κωδικός Εξαιρέσης Δασμών)	01.01, 01.18, 01.19, 07.02, 07.03, 07.05, 07.06, 07.07, 11(4)α, 11(4)β, 11(4)γ

Czechia

1. Motorised road vehicles registered in Czechia are considered to have the customs status of Union goods if their registration is in one of the special series below.

- Rectangular white number plate bearing an inscription consisting of at least five to seven digits (at least one letter and one number) in black e.g.: 1K3 2246. The first letter corresponds to the territorial department. **Number plate ‘on request’ consisting of five, seven or eight digits (at least one letter and one number) on a black on white background. Army vehicles have number plates consisting of seven Arabic numerals (without letters) on a white background.** Special motorised vehicles and agricultural and forest tractors have a rectangular yellow background on the number plate.

Motorised road vehicles are in circulation with white number plates belonging to a previous series that combined two or three letters and four numbers in black separated in pairs by dashes (e.g. CHA 63-46). Lorries, buses, trailers belonging to a previous series have a rectangular yellow background on the number plate.

- Rectangular white number plate with black digits registered for export purposes bearing a red field with the expiry date.
 - **Special rectangular white number plate with black digits consisting of the letters ‘EL’ followed by three, four or five digits (electric vehicles).**
 - **Special rectangular white number plate with green digits consisting of two Arabic numerals, followed by the letter ‘V’ and two, three or four Arabic numerals (historical vehicles).**
 - **Special rectangular white number plate with green digits consisting of two Arabic numerals, followed by the letter ‘R’ and three or four Arabic numerals (race cars and motorbikes).**
 - Special rectangular white number plate with green digits registered for permanent manipulation consisting of at least five up to seven digits with the first letter corresponding to the territorial department followed by Arabic numerals.
 - Special rectangular white number plate with green digits registered for test purposes consisting of five digits with letter ‘F’ followed by Arabic numerals.
2. Motorised road vehicles registered in Czechia are not considered to have the customs status of Union goods if they have a rectangular **white** number plate bearing **three Arabic numerals followed by the letters ‘CD’ or ‘XX’ or ‘XS’ or ‘HC’ and two Arabic numerals in blue** (diplomatic corps or foreign mission) unless the Union status is verified by consulting their documentation.

Denmark

Motorised road vehicles registered in Denmark are considered to have the customs status of Union goods if the lower box of the registration certificate contains the following entry: 'IKKE TOLDDOKUMENT VED OMREGISTRERING' (translation: no customs document needs be produced in the event of change of ownership).

Estonia

Motorised road vehicles are registered in Estonia based on the regulation for motorised road vehicles. The number plate of motorised road vehicles combines three letters and three numbers. Since May 2004, the left of the number plate has been marked 'EST'.

Finland

Motorised road vehicles registered in Finland are considered to have the customs status of Union goods unless they are temporarily registered for export purposes (export registration), in which cases they have a registration plate containing one letter and, at the most, four digits in black on reflective white. Furthermore, the month and year when the registration expires is shown on the right edge of these plates, in white on reflective red the year.

In addition, motor vehicles are considered not to have the customs status of Union goods if they bear:

1. a transport plate which has one letter and, at the most, four digits in red on reflective white;
2. a test plate which has, in black, the word 'KOE' (test) vertically aligned, with one letter and, at the most, three digits on reflective yellow.

France

Motorised road vehicles registered in France are considered to have the customs status of Union goods unless they are registered in one of the following special series:

- CMD, CD, C, K (diplomatic or similar status)
- TT (temporary residence)
- IT (temporary residence)
- WW (garage).

Germany

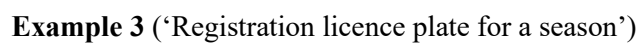
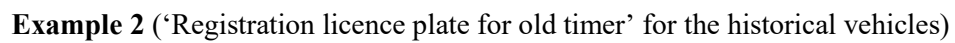
The proof of the Union specifications for registering motor vehicles in Germany (road motor vehicles and their trailers) **is considered as valid**, if a German registration certificate was issued and if the vehicle carries the rectangular registration licence plate, which consists of a **distinctive combination of letters** for the administrative district (up to 3 letters) and **an identification number** (consisting of a group of letters and numbers). (See example 1).

Following the **identification number** of the vehicle these registration licence plates can also carry the letter for identification 'H' ('Old timer registration licence plate' for the historical vehicles – see example 2) or they can indicate a specific period for driving the car within a specific season ('Registration licence plate for a season' – see example 3).

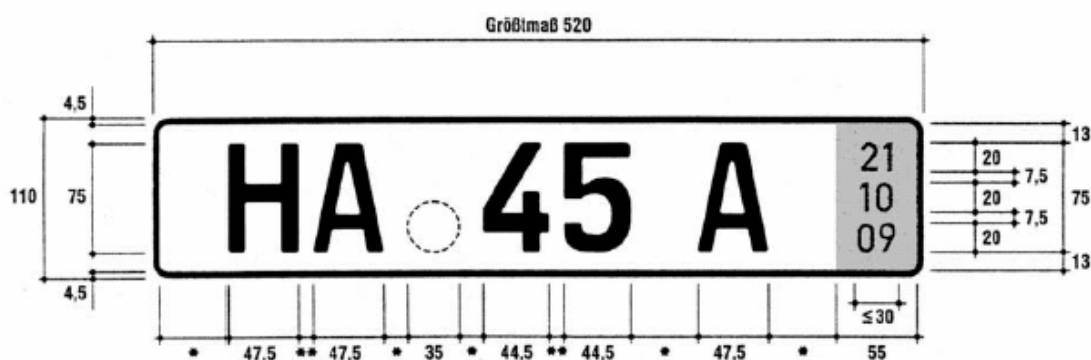
The proof of the Union specifications **is considered not to be valid** for vehicles, if the registration licence plate:

- ☐ has only the number '0' as regards a distinctive combination of letters for the administrative district (special registration licence plate for the diplomatic corps and privileged international organisations);
- ☐ has only numbers for the identification number which is followed by an identification letter, e.g. 'A' and an expiration date, indicated in a red field;
- ☐ is for exportation (– see example 4);
- ☐ is valid for a short time period (short time registration plate): its identification number consist only of numbers and it contains an expiration date, indicated in a yellow field;
- ☐ is specifically used for a car being taken for a testing procedure, a test drive, or a transfer drive (– see example 5);
- ☐ has red rather than black lettering
- ☐ The registration numbers can consist of one or two lines.

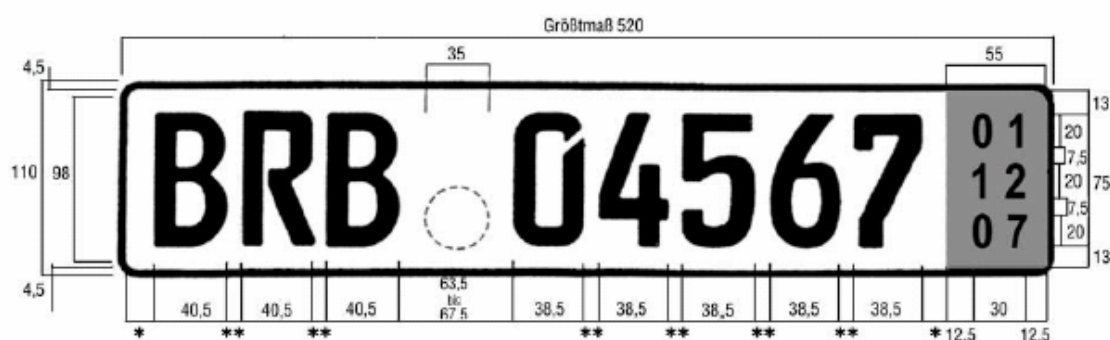
Distinctive combination of letters for the administrative district number for recognition



Example 4 (Registration licence plate for export)



Example 5 (Registration licence plate used when a car is taken for a testing procedure, a test drive or a transfer drive)



Greece

Motorised road vehicles registered in Greece are considered to be complying with the conditions of Articles 9 and 10 of the EEC Treaty in Greece if they carry a white rectangular plate with a registration that combines three letters and four digits (e.g. BAK 7876) or has six digits only (e.g. 237.568 – former plate, still valid) and their registration document is a T-01-19 form.

They are not considered to have the customs status of Union goods if they carry a rectangular plate containing:

- (a) the letters CD or ΔΣ (diplomatic corps) before the number (green plate);
- (b) the letters Ξ A (foreign mission) before the number (yellow plate);
- (c) the letters EX (temporary admission) before the number (white plate).

Hungary

Motorised vehicles registered in Hungary are considered to have the customs status of Union goods as long as they have not been registered in one of the following special series:

- ☐ V (temporary stay);
- ☐ E (provisional).

Ireland

Motorised road vehicles registered in Ireland are considered to have the customs status of Union goods only if they are registered in a series other than the ZZ series (a system of temporary registration, consisting of the letters ZZ followed by a unique five-digit number) and the registration card carries no special endorsement relating to customs (e.g. having a reference to the Revenue Commissioners). This endorsement would be validated by a customs stamp.

Italy

Motorised road vehicles registered in Italy are considered to have the customs status of Union goods unless:

1. they are registered in one of the following special series:
 - E E (Escursionisti Esteri)
 - CD (Corpo diplomatico)
2. the registration plate bears the word 'PROVA';
3. the registration plate bears the indication 'SO' and also if the registration document (libretto di circolazione) bears the following statement:

‘veicolo soggetto a formalità doganali nel caso di trasferimento di proprietà o di trasferimento di residenza del proprietario dal territorio di Livigno ad altro comune. Produrre documento doganale al p.r.a. di Sondrio.’

Latvia

Motorised vehicles registered in Latvia are considered to have the customs status of Union goods when they carry a white rectangular plate with a registration that (usually) combines two black letters and one to four black digits (e.g. EP-6037) but which can also consist of just letters or digits, and if a Latvian registration document has been issued for the vehicle. The licence plates

also bear the Latvian national flag or the blue EC flag with the 12-star wreath (starting from 1 May 2004) and two black letters (LV) on the right side.


Lithuania

Motorised road vehicles registered in Lithuania are considered to have the customs status of Union goods if a registration certificate was issued and if the vehicle carries a rectangular registration licence plate (dimensions: 520x110 mm or 300x150 mm), which is white, light reflective and has a repetitive safety mark. There is a blue strip on its left edge, and the edging, letters and numbers are black. The EU symbol and a white distinguishing mark denoting 'LT' for Lithuania are in the blue strip on the left of the licence plate. The inscriptions of Lithuanian licence plates and their compositions are described below.

- Three letters and three numbers for cars, two letters and three numbers for trailers and semi-trailers, three numbers and two letters for motorcycles (dimensions: 250x150 mm, 185x210 mm or 520x110 mm), two numbers and three letters for mopeds (motorcycles) (dimensions: 145x120 mm or 520x110 mm) and two numbers and two letters for powerful quadricycles (dimensions: 250x150 mm) see example 1);. The letter 'H' and five numbers that indicate a serial number for historical car designation. These types of licence plates have been available since 3 April 2018 (see example 2).
- One to six characters, one of which must be a number, for a personal licence plate (that bears an inscription made as per the applicant's request) (see example 3).
- Two letters (letter 'E' and any other letter from the alphabet in ascending order) and four numbers that indicate a serial number for an electric vehicle. These types of licence plates have been available since 1 July 2016 (see example 4).
- The letter 'T' and five numbers for taxi. These types of licence plates have been available since 3 April 2018 (see example 5).

Example 1

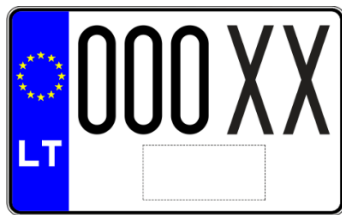
For cars



For trailers or semi-trailers



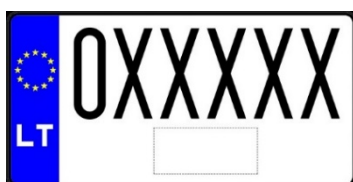
For motorcycles



Example 2



Example 3



Example 4



Example 5



Motorised road vehicles registered in Lithuania are not considered to have the customs status of Union goods if the vehicle carries the following types of registration number licence plates.

- **The diplomatic** rectangular registration number licence plate for foreign missions and international organisations.

The surface of this licence plate is green, light reflective and has a repetitive safety mark. The edging, letters and numbers are white. The inscriptions of these types of licence plates are composed of six numbers. The first two numbers indicate a code of the foreign mission conferred by the Department of Protocol of the Ministry of Foreign Affairs according to the order of accreditation of the foreign mission in Lithuania. The third number indicates the vehicle category (the status of the person who exercises the ownership of the vehicle). The last three numbers indicate a serial number issued for the licence plates. These types of licence plates have been available since 11 October 2004 (see example 6).

- **The temporary commercial** rectangular registration number licence plate.

The surface of this licence plate is white, light reflective and has a repetitive safety mark. There is a blue strip on its left edge, and the edging, letters and numbers are red. The EU symbol and a white distinguishing mark denoting 'LT' for Lithuania are in the blue strip on the left of the licence plate. Temporary vehicle registration number licence plates can be issued for cars, trailers and motorcycles. Cars and trailers are designated with the letter 'P' and five numbers that indicate a serial number, while motorcycles are designated with the letter 'P' and four numbers that indicate a serial number. Temporary

vehicle registration number licence plates have been available since 30 September 2004. Since 3 April 2018, these types of licence plates have been issued for an unlimited period. These temporary license plates can only be used to designate the vehicles that they possess, and they can be used in public only on the territory of Lithuania (see example 7);

- **The temporary (transit) rectangular registration number licence plate.**

The surface of this licence plate is white, light reflective and has a repetitive safety mark. There is a blue strip on its left edge, and the edging, letters and numbers are red. The EU symbol and a white distinguishing mark denoting 'LT' for Lithuania are in the blue strip on the left of the licence plate. These types of licence plates can be issued for the cars, trailers and motorcycles that are exported from Lithuania (see example 8).

Motorised vehicles with the types of licence plates mentioned above may or may not have the customs status of Union goods. Their status can be verified only by consulting relevant documentation.

Example 6

For cars and trailers:



For motorcycles



For mopeds



Format 4 145x120 mm

Example 7

For cars and trailers:



520x110 mm



300x150 mm

For motorcycles:



250x110 mm

Example 8

For cars and trailers:



520x110 mm



300x150 mm

For motorcycles



250x110 mm

Luxembourg

Motorised road vehicles registered in Luxembourg are considered to have the customs status of Union goods unless:

1. the registration card ('carte grise') bears:

**'DOUANE - ADMISSION TEMPORAIRE
Duties when sold'**

Malta

Motorised vehicles registered in Malta are considered to have the customs status of Union goods when they carry 2 rectangular registration plates.

One must be affixed to the front and the other to the rear of the vehicle in such a position that every letter and figure on the plate is upright.

Maltese registration plates consist of three numeric, alphabetical or alphanumeric combinations.

The registration plates also have the EU emblem with the 12-star wreath and an M underneath. They also have a hologram with the plate serial number underneath.

Motorised road vehicles registered in Malta should not be considered to have the customs status of Union goods if the registration plate consists of any of the following combinations.

CD* ***	Diplomats
TRIAL RN ***	Motor car importers
DDV ***	Diplomatic distinguished guests
PRO ***	Protocol
DMS ***	Diplomatic missions
*** **X	Export by dealers
TF* ***	Tax free
GV* ***	Government vehicles
GM **	Ministers' vehicles

Netherlands

Motorised road vehicles registered in the Netherlands are considered to have the customs status of Union goods unless the registration document ('kentekenbewijs') bears the following letters and digits:

CD- xx-xx
xx-CD-xx
CDJ-xxx

BN – xx-xx

GN – xx-xx

Poland

Motorised road vehicles registered in Poland are considered to have the customs status of Union goods if:

1. they carry a rectangular plate with a registration that combines letters and digits (up to seven digits with at least one letter) in black on reflective white or reflective yellow (for historical vehicles), in red on reflective white (for test vehicles), in white on reflective blue (for diplomatic or similar status), and in white on black (former plate which is still valid); and
2. a Polish registration document has been issued for the vehicle concerned.

Portugal

1. Motorised road vehicles registered in Portugal are considered to have the customs status of Union goods when they have a rectangular white number plate bearing an inscription consisting of two letters and four numbers in black, separated in pairs by dashes (e.g.: AB-32-46). The registration document is the form ‘LIVRETE 1227’.
2. However, motorised road vehicles which carry a white plate, also rectangular, bearing the letters CD, CC or FM, belong to various diplomatic corps and may or may not have the customs status of Union goods. The status can be verified only by consulting their documentation.

Romania

In Romania there are three types of registration for the road vehicles: permanent, temporary and for the diplomatic corps.

Road vehicles **permanently registered** in Romania are considered to have the customs status of Union goods.

The permanent registration plates have the following structure: LL NN XXX, where LL indicates the district, made up of one or two letters, NN is the first part of the order number from 01 to 99, and XXX is the second part of the order number, made up of three letters from AAA to ZZZ.

The plate has an aluminium clamp and a reflective white background, while the letters and figures are black and are found in the vehicle's registration certificate.

Road vehicles with **temporary registration** or belonging **to the diplomatic corps** are not considered as Union vehicles, unless this can be proven by the accompanying documents.

The plates for temporary registration are assigned to the foreign vehicles and trailers that benefit from a temporary admission customs procedure, or to the vehicles intended for export.

Temporary registration plates have the following structure: LL NNNNNN F, where LL indicates the district, made up of one or two letters, NNNNNN is the order number from 101 to 999999, and F is a fraction on a red background, containing the month and year when the registration expires, each expressed by two letters.

The plate has an aluminium clamp and reflective white background, while the letters and figures are black and are found in the vehicle's registration certificate. The certificate does not contain any indications as to whether the vehicle comes from within the EU or from outside.

Registration plates for vehicles belonging to the diplomatic missions, the consular offices and their staff, as well as to other organisations and foreign citizens with diplomatic status, operating in Romania, have the following structure: one of the indicators is either CD, CO or TC, and the order number is made up of two sets of three figures.

The plate has a reflective white background, the letters and figures are blue and are found in the vehicle's registration certificate.

Slovak Republic

1. Motorised road vehicles registered in the Slovak Republic are considered to have the customs status of Union goods if their registration is in one of the special series below.
 - ☐ A rectangular white number plate bearing an inscription consisting of two letters and five digits (three numbers and a pair of letters) in black, separated by dash (e.g.: BA-858BL). The first pair of letters indicates the territorial department. The second group of digits after the dash may consist of five letters, or letters in the first four positions and a number in the fifth position, or letters in the first three positions and numbers in the fourth and fifth positions.
 - ☐ Motorised road vehicles that are in circulation also with white number plates belonging to a previous series, which are formed by combining two or three letters and four numbers in pairs in black, separated by dash (e.g.: BA 12-23).

- Special rectangular white number plates with red digits on two lines. The first line consists of two letters indicating the territorial department and the second line consists of the letter 'M' followed by three digits. Another letter may also be added after 'M'. Such plates are issued for newly made vehicles, newly bought vehicles or vehicles used for testing.
 - Special rectangular yellow number plates with black digits on two lines. The first line consists of two letters indicating the territorial department and the second line consists of the letter 'V' followed by three digits. Another letter may also be added after 'V'. Such plates may be issued for vehicles registered for export purposes. On the upper right corner is the field for the date of expiration.
 - Special rectangular yellow number plates with red digits on two lines. The first line consists of two letters indicating the territorial department and second line consists of the letter 'H' followed by three digits. Another letter may also be added after 'H'. Such plates may be issued for historical vehicles.
 - Special rectangular white number plates with blue digits on two lines. The first line consists of two letters indicating the territorial department and the second line consists of the letter 'S' followed by three digits. Another letter may also be added after 'S'. Such plates may be issued for vehicles used for sporting purposes.
 - Special rectangular white number plates with green digits on two lines. The first line consists of the letter 'C' possibly followed by another letter and the second line consists of five digits. Such plates may be issued for vehicles individually imported into the Slovak Republic for which technical eligibility has not been approved, or for other vehicles.
2. However, motorised road vehicles which carry a rectangular blue plate, bearing the letters 'EE' or 'ZZ' followed by five numbers in yellow, belong to various diplomatic corps or foreign missions and may or may not have the customs status of Union goods. The Union status can be verified only by consulting their documentation.

Slovenia

Motorised road vehicles registered in Slovenia are considered to have the customs status of Union goods if they are equipped with a rectangular plate bearing an alphanumeric (three to six letters or a combination of letters and numbers) licence code (corresponding to regions), and a Slovenian registration document has been issued for the vehicle concerned.

Spain

1. The number plate for motorised road vehicles combines two groups of letters. The first indicates the territorial department, e.g.: MA - Malaga, M - Madrid; the second is formed by one or two letters and a group of numbers (0000 to 9999) in between the two groups of letters (e.g. MA-6555-AT).

Motorised road vehicles are also in circulation with number plates belonging to previous series which combine one or two letters and up to six numbers e.g. M-636.454.

Since October 2002, motorised road vehicles have had a number plate consisting of four numbers followed by three letters, without indicating the territorial department (e.g. 4382 BRT).

Motorised road vehicles registered in Spain according to the above series are considered as having the customs status of Union goods.

2. Motorised road vehicles registered in Spain are not considered as having the customs status of Union goods if their registration is in one of the following special series.
 - 'CD', 'CC'.
 - A tourist plate bearing a number combining two groups of numbers (the first between 00 and 99; the second between 0000 and 9999) and a group of letters (one or two depending on the case), with all the groups separated by a dash, e.g. 00-M-0000.
 - A tourist plate with a vertical red band 3 cm long bearing in white the last two digits of the year in question (one above the other) and the month in Roman numerals (below the Arabic numerals). E.g. 00-M-0000 - 86VI. The purpose of such a plate is to establish the date on which the temporary movement permit expires.

Sweden

Motorised road vehicles registered in Sweden are considered to have the customs status of Union goods unless they are temporarily registered for export purposes (export registration). In these cases the registration plates are red with white characters. The date of expiry (year, month and day) of the temporary registration is shown either on the right-hand side or left-hand side of the plates. In addition to this registration plate the owner has a special decision describing the actual type of temporary registration.

Other temporarily registered motorised road vehicles are considered to have the customs status of Union goods.

United Kingdom (Northern Ireland only)

In line with Article 13, NIP (Protocol on Ireland/Northern Ireland), motorized road vehicles registered in Northern Ireland are considered to have the customs status of

Union goods when the registration plates bear the following information and the registration documents or certificates are not endorsed with the words “Customs restriction” or “Customs concession” or “Warning: Customs duty and tax have not been paid on this vehicle”. The registration plate at the front of the vehicle displays black characters on a white background. The registration plate at the back of the vehicle displays black characters on a yellow background.

- **Northern Ireland**

3 letters and up to 4 digits e.g. CDZ 1277.


II.8.4 List of the competent authorities for the regular shipping service

For the latest version of this list, please click on one of the following links:

EUROPA:

https://ec.europa.eu/taxation_customs/business/customs-procedures/what-is-customs-transit/common-union-transit_en

II.8.5 Certificate of non-manipulation for sea-fishing products and goods

Reference to the Fishing Trip:		
		
Vessel Information		
Vessel name:	Radio Callsign:	Register and Page:

CERTIFICATE OF NON-MANIPULATION

The undersigned Customs Authority hereby certifies that the products of sea-fishing and/or goods obtained from the said products have remained under customs supervision throughout their stay and have undergone no handling other than that necessary for their preservation.

Products of sea-fishing (name and type):

Gross mass (kg):

Goods obtained from products of sea-fishing (kind):

Description of the goods:

Gross mass (kg):

Date of arrival of the products/goods:

Date of departure of the products/goods:

Means of transport used for reconsignment to the customs territory of the Union:

Address of the Customs Authority:

Country or territory:

Date:

Captain of the Fishing Vessel

Signature and Stamp

Customs Authority


Signature and Stamp

Certification of non-manipulation for products of sea-fishing and/or goods obtained from said products transhipped and transported through a country or territory that is not part of the customs territory of the Union (Articles 130 and 133 of Commission Delegated Regulation (EU) 2015/2446 of 28 July 2015 and Article 214 of Commission Implementing Regulation (EU) 2015/2447 of 24 November 2015).

The form is an external document and does not necessarily reflect the position or opinion of the European Commission. The Commission is not responsible for its accuracy or for it being up-to-date.

II.8.6 Certificate of non-manipulation issued by Singapore

Original

1. Name & Address of Shipping Agent/ Freight Forwarder		 <p>SINGAPORE CUSTOMS 55 Newton Road #07-01 Revenue House Singapore 307987 Tel : 6355 2000 Fax : 6337 6361 E-mail: customs_cnmcfshq@customs.gov.sg</p> <p>CERTIFICATE OF NON-MANIPULATION</p> <p>No.</p>	
2. Details of Consignment			
Item(s) Description		Quantity/ Gross Weight	
Country of Origin of Goods		Outward Bill of Lading No./ Air Waybill No.	
Date of Discharge in Singapore		Date of Departure from Singapore	
Country of Final Destination		Outgoing Vessel/ Vehicle/ Flight No.	
3. Declaration by Shipping Agent/Freight Forwarder			
<p>I/We undertake that</p> <p>a) The goods indicated, when transhipped via Singapore, will not undergo operations beyond the following:</p> <ul style="list-style-type: none"> i. ensuring the preservation of goods in good condition for the purpose of transport or storage; ii. facilitating shipment or transportation; and iii. packaging or presenting goods for sale. <p>b) all information provided for above is true and correct.</p> <p>Authorised Signature:</p> <p>Name: _____</p> <p>Designation: _____</p> <p>Date: _____ (company stamp)</p>			
4. Certification by Singapore Customs			
<p>We certify that, to the best of our knowledge, the declaration by the shipping agent/ freight forwarder is true and correct.</p> <p>This Certificate is issued without any prejudice or liability whatsoever on our part arising from any circumstances.</p> <p>Authorised Signature:</p> <p>Name: _____</p> <p>Designation: _____</p> <p>Date: _____ (stamp)</p>			

SC-A-009 (Ver 3 – 01/17)

Disclaimer: This form is an external document and does not necessarily reflect the position or opinion of the European Commission. The Commission is not responsible for its accuracy or for it being up to date.

PART III – GUARANTEES

III.1 Introduction

Part III deals with transit guarantees.

Paragraph III.1.1 contains the introduction and legal references regarding transit guarantees.

Paragraph III.1.2 contains general provisions regarding transit guarantees.

Paragraph III.1.3 describes the individual guarantee.

Paragraph III.1.4 describes the comprehensive guarantee and guarantee waiver.

Paragraph III.1.5 is reserved for specific national instructions.

Paragraph III.1.6 is reserved for the use by customs administrations.

Paragraph III.1.7 contains the Annexes.

III.1.1 Purpose of guarantee

Customs duties and other charges applicable to goods are temporarily suspended when these goods are released for common/Union transit. In order to ensure that duties and other charges are paid when a (customs) debt is incurred in the course of a transit operation, the holder of the procedure is required to furnish a guarantee.

The legal bases for transit guarantees are:

- Article 10 Convention;
- Articles 9 -13 and 74-80, Appendix I, Convention;
- Annex I, Appendix I, Convention;
- Annexes C1 to C7 of Appendix III, Convention;
- Articles 89-98, UCC;
- Articles 82 and 85, DA;
- Articles 148, 150-152, 154-162, IA;
- Annexes 32-01, 32-02, 32-03 and 32-06, IA;
- Annex 72-04, IA.

III.1.2 Forms of guarantee

Articles 11 and 55(a), Appendix I, Convention

Articles 89(5) and 92(1) UCC

The guarantee may be furnished as a cash deposit or by a guarantor. It must be either an individual guarantee covering a single transit operation or a comprehensive guarantee covering several operations. The individual guarantee by a guarantor may be in the form of vouchers that the guarantor issues to the holders of the procedure and in the form of guarantor's undertaking. The use of the comprehensive guarantee is a simplification of the standard rules and is therefore subject to an authorisation.

III.1.3 Guarantee waiver

Article 13 Appendix I Convention

Articles 89(7), (8) and (9) UCC

Article 24(2) TDA

As an exception, no guarantee needs to be furnished in the following cases:

- guarantee waiver by law:
 - goods carried on the Rhine, the Rhine waterways, the Danube or the Danube waterways;
 - goods carried by a fixed transport installation;

- goods placed under the common/Union transit procedure using the ETD simplification for air and for sea transport (the latter concerns only Union transit procedure);
- in the Union – where the amount of import duty does not exceed the statistical value threshold for declarations laid down in Article 3(4) of Regulation (EC) No 471/2009 on Community statistics relating to external trade with non-member countries (OJ L 152, 16.6.2009, p. 23);
- in the Union – states, regional and local government authorities or other bodies governed by public law, in respect of the activities in which they engage as public authorities.

The list in Annex III.7.2 defines the Rhine waterways. The information was supplied by the customs administrations of the countries concerned.

- guarantee waiver by national decision which applies only to common transit countries:

*Article 10(2)(a)
Convention*

- on the basis of bilateral or multilateral agreement of the Contracting Parties for operations involving only their territories;

*Article 10(2)(b)
Convention*

- for the part of an operation between the customs office of departure and the first customs office of transit according to a decision of the Contracting Party concerned.

III.1.4 Area of validity

*Article 10(1)
Convention*

In general, the guarantee must be valid only for the Contracting Parties involved in the common/Union transit operation. As an exception, individual guarantees in the form of a cash deposit or by means of vouchers is valid for all Contracting Parties.

*Articles 19(2) and
21(2), Appendix I
to the Convention*

Where the guarantee is valid only for the Contracting Parties involved, a restriction of the area of validity is possible. The guarantor may delete the name of the Contracting Party or Parties or Andorra or San Marino in the guarantor's undertaking. As a result, the guarantee is valid in all the Contracting Parties and States that have not been crossed out. However, a guarantee does not cover common transit operations to and from Andorra or San Marino since the Convention is not applicable.

For the Union transit procedure, a guarantee is valid in all Member States and in Andorra and San Marino. Provided that the EU or Andorra or San Marino have not been crossed out in the guarantor's undertaking and the holder of the procedure observes the conditions for using the guarantee, the holder of the procedure is allowed to furnish a guarantee accepted or granted by the competent authorities of a Contracting Party other than the EU for a Union transit operation within the Union and/or between the Union and one of those states.

III.1.5 Table of guarantee

	Individual guarantee			Comprehensive guarantee
	Cash deposit	by guarantor's undertaking	by voucher	
Coverage	single operation	single operation	single operation	several operations
Area	unrestricted validity	restriction possible	unrestricted validity	restriction possible
Amount required as guarantee	100% of (customs) debt	100% of (customs) debt	100% of (customs) debt	100% 50% 30% 0% of the reference amount
Period of validity of certificates	N/A	N/A	Maximum one year after date of issue	2 years (a one- or two-year extension possible)

	Individual guarantee			Comprehensive guarantee
	Cash deposit	by guarantor's undertaking	by voucher	
Proof that guarantee has been furnished	Cash deposit produced by the holder of the procedure	Guarantor's undertaking (the model in Annex C1, Appendix III, Convention/Annex 32-01 IA)	Guarantor's undertaking (the model in Annex C2, Appendix III, Convention/Annex 32-02 IA)	Guarantor's undertaking (the model in Annex C4, Appendix III, Convention/Annex 32-03 IA)

III.2 General provisions

III.2.1 Need for a guarantee

III.2.1.1 Introduction

Article 10(1)
Appendix I
Convention Furnishing a guarantee that ensures the payment of any (customs) debt which may be incurred, is a condition for carrying goods under the common/Union transit procedure.

Article 89(2) UCC The payment of the amounts at stake is ensured when the amount of the guarantee is calculated in accordance with the appropriate provisions on the guarantee used.

III.2.1.2 Failures

Article 30
Appendix I to the
Convention In cases where no data on a guarantee is given on the transit declaration or, in the case of a business continuity procedure, the required guarantee document is not presented at the customs office of departure, the declaration must not be accepted.

Articles 89(2),
94(3) and 95 UCC

In cases where the amount of the guarantee turns out to be insufficient, the customs office of departure must not release the goods for transit unless a guarantee is furnished that covers the full amount of the (customs) debt liable to be incurred.

The customs office of departure must also refuse the release where, in the case of a business continuity procedure, the documents presented prove that the guarantee has not been issued to the holder of the procedure of the transit operation concerned.

III.2.2 Calculation of the amount of the guarantee

III.2.2.1 Introduction

Article 10(1)
Appendix I
Convention

The amount of a guarantee must be calculated in such a way that it covers the full amount of the (customs) debt liable to be incurred.

Article 89(2) UCC

III.2.2.2 Calculation

Articles 18 and 74
Appendix I to the
Convention

In general, the guarantee is to be calculated on the basis of the highest rates applicable to such goods in the country of departure. The calculation is to include all the customs duties and other charges, e.g.

Articles 148 and
155 IA

excise duties and VAT that are applicable to those goods being imported. The highest rates for customs duties result from the conventional rates. Privileges, for instance, that are subject to the furnishing of proof at the time of release for free circulation, e.g. a preferential rate or a quota, are not to be taken into account.

The calculation is to be made on the basis of the import duties that would apply to goods of the same kind in the country of departure in case the goods are released for free circulation. Goods that are in free circulation in the Contracting Party are to be treated as goods being imported from a third country.

This applies also when Union goods are placed under a Union transit procedure with the destination being a common transit country. These goods are presumed to be non-Union goods in order to calculate the amount of the guarantee so as to ensure the possible payment of a (customs) debt in a Contracting Party other than the Union.

Article 74(2)
Appendix I
Convention

The goods concerned are to be classified on the basis of the customs tariff, but if the classification is not possible or appropriate, the amount of the guarantee may be assessed. This assessment must ensure that the guarantee will cover the full amount of the (customs) debt liable to be incurred. In exceptional cases where such an assessment is not possible, the amount of the guarantee may be presumed to be EUR 10 000. This basic idea applies to both a comprehensive and an individual guarantee.

Article 155(3) IA

III.2.3 Guarantor

III.2.3.1 Introduction

Article 12

The guarantor must be a natural or legal third person.

The guarantor and the holder of the procedure must not be the same person.

III.2.3.2 Establishment and approval

The guarantor must be established in the Contracting Party where the guarantee is provided and approved by the customs authorities requiring the guarantee.

Such an approval takes place according to the provisions in force in the country concerned. Therefore national law determines the general legal relationship between the guarantor and the competent authorities within the general framework of the transit rules

In the Union, the guarantor does not need to be approved by the customs authorities unless the guarantor is a credit institution, financial institution or insurance company accredited in the Union in accordance with Union provisions in force.

The customs authorities may refuse to approve a guarantor who does not appear certain to ensure the amount of (customs) debt will be paid within the prescribed period.

A guarantor must have an address for service in each country for which the guarantee is valid or, if a country's laws make no provision for such an address, he/she must appoint an agent. The address for service gives a place of business, registered in accordance with the laws of the country in question, at which the competent authorities can conduct all formalities and procedures relating to the guarantor in writing in legally binding form. The agent must be a natural or legal person appointed by the guarantor.

This ensures that written communications to and legal proceedings involving a guarantor can be verifiably delivered in any country in which a (customs) debt may arise in connection with goods under the transit procedure.

TRADE

- 1) The guarantor must undertake in writing to pay the amount of (customs) debt.

2) The guarantor undertakes not to change his/her addresses for service without lodging the annex to the undertaking with the new addresses for service at the customs office of guarantee.

III.2.3.3 Liability

*Article 117
Appendix I,
Convention*

The guarantor's liability is based on his/her undertaking being accepted by the customs office of guarantee. This liability will be effective from the date the customs office of departure releases goods for a transit operation covered by this guarantee.

*Article 94
UCC*

Article 85 DA

The guarantor's liability is limited to the maximum amount shown in the guarantor's undertaking. Claims may not be made beyond this amount.

Where the common/Union transit procedure has not been discharged, the customs authorities of the country of departure must, within 9 months from the date the goods were presented at the office of destination, notify the guarantor that the procedure has not been discharged.

Where the procedure is still open after that nine-month period, the customs authorities of the country of departure must, within 3 years from the date the transit declaration was accepted, notify the guarantor that they are or might be required to pay the (customs) debt. The notification states the MRN and date of the transit declaration, the name of the customs office of departure, the name of the holder of the procedure and the amount involved.

The guarantor will be released from their obligations if either of those notifications have not been sent to them before the time limit expires. But if either of those notifications have been sent, the guarantor must be informed of the recovery of the debt or the discharge of the procedure.

III.2.3.4 Revoking the approval of the guarantor or their undertaking and cancelling the undertaking

*Article 23,
Appendix I,
Convention*

The customs office of guarantee may revoke the approval of the guarantor or the undertaking at any time. That customs office must notify the revocation to the guarantor and the holder of the procedure. The revocation will take effect on the 16th day following

Article 93 UCC

the date on which the guarantor received or is deemed to have received the decision on the revocation.

Article 82 DA

Provided that the customs authorities did not require the form of guarantee chosen to be maintained for a specific period, a guarantor may cancel the undertaking at any time. The guarantor must notify the cancellation to the customs office of guarantee.

The cancellation will not affect goods which, at the moment the cancellation takes effect, have already been placed and are still under a common/Union transit procedure by virtue of the cancelled undertaking.

The cancellation of the undertaking by the guarantor must take effect on the 16th day following the date on which the guarantor notifies the customs office of guarantee of the cancellation.

When the guarantor's undertaking is revoked or cancelled, the customs office of guarantee must retain the guarantor's undertaking for at least 9 months except where the (customs) debt is extinguished or can no longer arise, or the guarantor has been notified of the recovery of the (customs) debt or the discharge of the procedure.

In the event that the guarantor has been notified that a transit procedure has not been discharged, the customs office of guarantee must retain the undertaking on the basis of the information received until the recovery or discharge has been completed or, if appropriate, the guarantor is released from his/her liability.

The customs authorities of the country responsible for the relevant customs office of guarantee must introduce into the electronic system information on any revocation or cancellation of a guarantee and the date when it becomes effective.

III.3 Individual guarantee

III.3.1 Cash deposit

III.3.1.1 Introduction

Article 19

*Appendix I
Convention*

A guarantee in the form of a cash deposit may be furnished at the customs office of departure in accordance with the provisions in force in the country of departure and will be repaid when the procedure has been discharged.

Article 92(1)(a)

III.3.1.2 Repayment

In general, the customs office of departure is responsible for the repayment. That customs office should inform the holder of the procedure about this repayment when the cash deposit or other equivalent means of payment is lodged and ask him/her which means of repayment he/she prefers. If the holder of the procedure decides on a money transfer, the customs office of departure should note the bank account details of the holder of the procedure and inform him/her that he/she will bear the costs of the transfer.

If the guarantee is in a form of cash deposit, no interest will be payable by the customs authorities.

III.3.2 Individual guarantee in the form of an undertaking by a guarantor

Article 20
Appendix I,
Convention

The undertakings given by a guarantor for the purpose of an individual guarantee are lodged at the customs office of guarantee and approved. They have to be registered in the Guarantee Management System (GMS) by that office. The GMS is linked to the NCTS.

Article 92
UCC

Articles 152 and
154 IA

For each undertaking, the customs office of guarantee must communicate to the holder of the procedure the following information:

- a guarantee reference number (GRN);
- an access code associated with the GRN.

The holder of the procedure cannot modify that access code.

When a customs declaration is lodged, it must contain a GRN and the corresponding access code. The customs office of departure must verify the guarantee's existence and validity in the system.

In the case of a business continuity procedure, the guarantor's undertaking has to be presented at the customs office of departure. When the customs office of guarantee is not the customs office of departure and has therefore kept a copy of the guarantor's undertaking, the customs office of departure must inform the customs office of guarantee when it has returned the original of the undertaking to the holder of the procedure.

The model of the undertaking is set out in Annex C1, Appendix III, Convention/Annex 32-01 IA. But where required by national law, regulation or administrative provision, or in accordance with common practice, a country may allow the undertaking to take the form of a different model, provided it has the same legal effect as the model set out in Annex C1 or Annex 32-01.

III.3.3 Individual guarantee in the form of vouchers (TC32)

III.3.3.1 Liability and approval

*Article 21
Appendix I
Convention*

*Articles 160 and
161 IA*

The undertakings given by a guarantor for the purpose of an individual guarantee in the form of vouchers (TC32) are lodged at the customs office of guarantee and approved. They are retained at that customs office for the period of its validity. In addition, that customs office has to register these undertakings and vouchers in the GMS.

The undertaking does not contain a maximum amount of liability. The customs office of guarantee should ensure that the guarantor has sufficient financial resources to pay any (customs) debt liable to be incurred. In particular, the customs office could consider limiting the number of vouchers issued by a given guarantor.

The model of the undertaking is set out in Annex C2, Appendix III, Convention/Annex 32-02 IA. But where required by national law, regulation or administrative provision, or in accordance with common practice, a country may allow the undertaking to take the form of a different model, provided it has the same legal effect as the model set out in Annex C2 or Annex 32-02.

III.3.3.2 Notification

Each country must inform the European Commission of the names and addresses of guarantors that are authorised to issue individual guarantees in the form of vouchers.

The list of authorised guarantors is given in the Annex III.7.1.

In case the authorisation is revoked, the country responsible for the customs office of guarantee must notify the Commission immediately and give the date on which it becomes effective.

The Commission will inform the other countries.

III.3.3.3 Voucher (TC32)

Vouchers are made by a guarantor and are provided to individuals who intend to be the holder of the procedure. The guarantor may combine the voucher with a counterfoil and, if appropriate, a receipt.

If the signature of the holder of the procedure is absent from the voucher, this does not affect the voucher's validity and the signature of the guarantor on the voucher need not be hand-written.

Each voucher covers an amount of EUR 10 000 for which the guarantor is liable. The period of validity of a voucher is 1 year from the date of issue.

Each voucher has to be registered in the GMS and for each voucher the customs office of guarantee must communicate to the holder of the procedure the following information:

- a GRN;
- an access code associated with the GRN.

The holder of the procedure cannot modify that access code.

When a customs declaration is lodged, it must contain a GRN and an access code for each voucher. The customs office of departure must verify the guarantee's existence and validity in the system.

A declarant submits to the customs office of departure a number of vouchers corresponding to the amount of EUR 10 000 to cover the amount of (customs) debt which may be incurred (e.g. if the amount of (customs) debt is EUR 8 000, one voucher is sufficient, but if it is EUR 33 000, four vouchers are needed)

In the case of a business continuity procedure, the voucher or vouchers have to be presented at the customs office of departure and retained by that office.

The model of the voucher corresponds to the specimen in Annex C3, Appendix III, Convention/Annex 32-06 IA.

TRADE

The guarantor enters on the TC 32 voucher the date up to which the voucher is to remain valid. This may not be more than 1 year from the date of issue.

III.4 Comprehensive guarantee and guarantee waiver

III.4.1 General provisions

III.4.1.1 Introduction

Article 55(a)
Appendix I
Convention

The use of a comprehensive guarantee or a comprehensive guarantee with a reduced amount, including a guarantee waiver is a simplification granted on the basis of an authorisation. It requires the applicant to complete an application and the competent authority to grant an authorisation.

Articles 89(5) and 95 UCC

Article 84 DA

III.4.1.2 General conditions

The applicant must comply with the conditions laid down in Article 57 and 75, Appendix I, Convention/Article 95 UCC and Article 84 DA (for further details, see Sections VI.2.1. and VI.3.1.).

III.4.1.3 Calculation of the reference amount

Article 74,
Appendix I to the
Convention

Article 155 IA

The use of the comprehensive guarantee or a comprehensive guarantee with a reduced amount, including the guarantee waiver, is granted up to a reference amount. In order to protect the financial interests of the Contracting Parties and to meet the requirements of the holder of the procedure, the reference amount must be calculated with the utmost care.

The reference amount must correspond to the amount of the (customs) debt which may become payable in connection with each common/Union transit operation in respect of which the guarantee is provided, in the period from when the goods under the common/Union transit procedure are placed until the moment when that procedure is discharged. That period should be representative of the transit operations of the holder of the procedure. The calculation of the reference amount should also include the transport of goods during peak periods or those goods they do not regularly declare for transit, in order to cover all possible outcomes.

For the purpose of that calculation, the highest rates of (customs) debt applicable to goods of the same type must be taken into account in the country of the customs office of guarantee.

The customs office of guarantee must establish the reference amount in cooperation with the holder of the procedure based on the information on goods placed under the common/Union transit procedure in the preceding 12 months and on the estimated volume of intended operations in the future. In agreement with the applicant, the customs office of guarantee may assess the reference amount by rounding up the sums in order to cover the required amount. Where that information is not available, that amount must be fixed at EUR 10 000 for each transit operation.

The customs office of guarantee should review the reference amount either on its own initiative or following a request from the holder of the procedure and should adjust it if necessary.

III.4.1.4 Amount of the guarantee

The reference amount of the comprehensive guarantee must equal the maximum amount shown in the guarantor's undertaking that the applicant presents at the customs office of guarantee for acceptance.

III.4.1.5 Guarantee certificate

*Article 79,
Appendix I,
Convention*

Annex 72-04 IA

The competent authorities must issue the holder of the procedure with a certificate (comprehensive guarantee certificate TC31 and guarantee waiver certificate TC33). To prevent the misuse of the certificates and the guarantee, the competent authorities should issue more certificates only in justified cases and in the number justified by the holder of the procedure (for example, where the holder of the procedure regularly presents transit declarations at several customs offices).

A comprehensive guarantee certificate and guarantee waiver certificate are only presented in the case of a business continuity procedure.

The models of certificates are set out in Annex C5 and C6, Appendix III, Convention / Chapter VI and VII, Annex 72-04 IA).

The certificates are valid for 2 years, but it is possible to extend them for another 2 years (Annex 72-04 IA, 19.3).

III.4.1.6 Obligations of the holder of the procedure and review of the reference amount

Articles 74(5) and (6), Appendix I Convention

The holder of the procedure must ensure that the amount which is payable or may become payable does not exceed the reference amount.

Articles 156 and 157 IA

The monitoring of the reference amount is ensured by the systems (GMS and NCTS) for each common/Union transit operation when the goods are placed under the common/Union transit procedure.

In the case of a business continuity procedure, the competent authorities must describe the means of monitoring in the authorisation. They may consider proposals from the holder of the procedure regarding the means of monitoring. In any case, the method of monitoring must enable the holder of the procedure to determine whether the reference amount will be exceeded as a result of the transit operation applied for.

In this respect the competent authorities may specifically require that the holder of the procedure keeps records of each transit declaration lodged in the business continuity procedure and the amount of customs duties and other charges either calculated or assessed. In particular, the holder of the procedure may monitor whether he/she exceeds the reference amount by debiting it with the amount for each transit operation at the time the goods are released for transit. Subsequently, he/she credits the reference amount with that amount at the time he/she receives information that the transit operation has ended. The holder of the procedure may assume that the operation has ended on the date when the goods must be presented at the customs office of destination. The holder must amend his/her accounts retrospectively if he/she receives information that the procedure has not been discharged or has ended after the time limit set by the customs office of departure.

Where the holder of the procedure establishes that he/she might exceed the reference amount, he/she must take measures in respect of the authorisation and, if necessary, future transit operations.

If the holder of the procedure does not inform the customs office of guarantee that the reference amount has been exceeded in the business continuity procedure, the authorisation may be revoked.

III.4.1.7 The use of the comprehensive guarantee

Article 76, Appendix I, Convention The undertakings given by a guarantor for the purpose of a comprehensive guarantee are lodged at the customs office of guarantee and approved. That customs office has to register these undertakings in the GMS system.

Article 154 IA For each undertaking the customs office of guarantee must communicate to the holder of the procedure the following information:

- a GRN;
- an access code associated with the GRN.

Upon request of the holder of the procedure, the customs office of guarantee must assign one or more additional access codes to this guarantee for the holder or his/her representatives to use.

When a customs declaration is lodged, it must contain a GRN and the proper access code. The customs office of departure must verify the existence and the validity of the guarantee in the system.

In the case of a business continuity procedure, a comprehensive guarantee certificate or a guarantee waiver certificate has to be presented (for further details see Section III.4.1.5).

The model of the guarantor's undertaking is set out in Annex C4, Appendix III, Convention/Annex 32-03 IA. But where required by national law, regulation or administrative provision, or in accordance with common practice, a country may allow the undertaking to take the form of a different model, provided it has the same legal effect as the model set out in Annex C4 or Annex 32-03.

III.4.1.8 Temporary prohibition on using a comprehensive guarantee

Article 77, Appendix I, Convention Annex I, Appendix I, Convention The use of the comprehensive guarantee or the comprehensive guarantee with a reduced amount, including the guarantee waiver, may be temporary prohibited in the following cases:

- in special circumstances;
- for goods in respect of which large-scale fraud involving the use of the guarantee has been proven.

Article 96 UCC

As regards the Union transit procedure, the decision on prohibition is taken by the European Commission, and as regards the common transit procedure – by the EU-CTC Joint Committee.

The **special circumstances**, mentioned above, refer to a situation in which it has been established that the comprehensive guarantee or a comprehensive guarantee with a reduced amount, including the guarantee waiver, is no longer sufficient to ensure payment, within the

prescribed time limit, of the (customs) debt that arises when certain goods are removed from the common/Union transit procedure. In a significant number of cases this has involved more than one holder of the procedure and has put the smooth functioning of the procedure at risk.

The **large-scale fraud**, mentioned above, refers to a situation where it is established that the comprehensive guarantee or the comprehensive guarantee with a reduced amount, including the guarantee waiver, is no longer sufficient to ensure payment, within the time limit prescribed, of the (customs) debt that arises when certain goods are removed from the common/Union transit procedure. When such a situation occurs, account should be taken of the volume of goods removed and the circumstances of their removal, particularly if these result from internationally organised criminal activities.

III.4.1.8.1 Individual guarantee with multiple usage – common transit countries only

*Annex I, Appendix
I, Convention
Annex A2,
Appendix III,
Convention*

In the event of a temporary prohibition of the comprehensive guarantee (including reduction and waiver), the holders of the authorisation for the comprehensive guarantee, may, upon request, use an individual guarantee with multiple usage, provided the conditions below are fulfilled.

- The individual guarantee must take the form of a specific guarantee document that covers only the types of goods referred to in the decision on the prohibition.
- The individual guarantee may be used only at the customs office of departure identified in the guarantee document.
- The individual guarantee may be used to cover several simultaneous or successive operations, provided that the sum of the amounts involved in current operations for which the procedure has not yet been discharged does not exceed the reference amount of the individual guarantee. In that case, the customs office of guarantee assigns one initial access code for the guarantee to the holder of the procedure. The holder of the procedure can assign one or more access codes to this guarantee to be used by holder or his/her representatives.
- Each time the procedure is discharged for a transit operation covered by this individual guarantee, the amount corresponding to that operation must be released and may be re-used to cover another operation up to the maximum amount

of the guarantee.

An individual guarantee with multiple usage is only applied to the common transit operations started in common transit countries at the customs office of departure or those started by authorised consignors. It cannot be used for the Union transit operations started in the EU.

Code ‘9’ should be indicated in a transit declaration as the guarantee code. This code does not exist in the EU legislation.

III.4.1.8.2 Derogation from the decision temporarily prohibiting the use of the comprehensive guarantee or the comprehensive guarantee with a reduced amount (including waiver)

Despite the decision on temporarily prohibiting the use of the comprehensive guarantee or the comprehensive guarantee with a reduced amount (including guarantee waiver), the use of the comprehensive guarantee may nevertheless be authorised if the holder of the procedure meets the following criteria:

- he/she can show that no (customs) debt has arisen as regards the goods in question in the course of the common/Union transit operation which they have undertaken in the 2 years preceding the decision on the prohibition; or if (customs) debt has arisen during that period, they can show that those debts were fully paid by the debtor/debtors or the guarantor within prescribed time limit;
- he/she demonstrates a high level of control over their operations and over the flow of goods using a system for managing commercial and transport records, which allows appropriate customs controls;
- his/her financial solvency is deemed to be proven by being in good financial standing, which enables him/her to fulfil his/her commitments, with due regard to the characteristics of the type of business activity concerned.

These exceptional uses of the comprehensive guarantee concern both common and Union transit operations.

In the case of a business continuity procedure, Box 8 of the Guarantee certificate TC31 should be endorsed with the phrase: ‘UNRESTRICTED USE – 99209’. The different language versions for this phrase are contained in Annex B6, Appendix III, Convention/Appendix D1, Annex 9, TDA.

III.4.1.9 Annulment and revocation of the authorisation

*Article 80,
Appendix I,
Convention*

*Articles 27 and 28
UCC*

If an authorisation is annulled or revoked, certificates issued earlier may not be used to place goods under the common/Union transit procedure and must be returned by the holder of the procedure to the customs office of guarantee without delay.

The country responsible for the customs office of guarantee must forward to the Commission the means for identifying those certificates that remain valid but have yet to be returned.

The Commission will inform the other countries.

For further details see Part VI.2.3.

III.4.2 Reduction of the amount of guarantee and guarantee waiver

III.4.2.1 Introduction

The maximum amount of guarantee that, in principle, is equal to the reference amount may be reduced, provided the holder of the procedure complies with certain criteria of reliability. The amount may be reduced to 50% or 30% of the reference amount or a guarantee waiver may be granted.

III.4.2.2 Criteria of reduction

For further details see Part VI.3.1.

III.5 Specific national instructions (reserved)

III.6 Restricted part for customs use only

III.7 Annexes

III.7.1 List of guarantors authorised to issue TC32 individual guarantee vouchers

For the latest version of this list, please click on one of the following links:

EUROPA:

https://ec.europa.eu/taxation_customs/business/customs-procedures/what-is-customs-transit/common-union-transit_en

III.7.2 List of waterways

Belgium	<ul style="list-style-type: none">(a) The Terneuzen canal(b) The Scheldt down to Antwerp(c) The canals linking Smeermaas or Petit-Lanaye and Liège(d) The new Scheldt-Rhine canal from the port of Antwerp to Krammer in the Netherlands via the Eastern Scheldt, the Eendracht, the Slaakdam and the Prins Hendrikpolder(e) The Albert canal(f) The Willebroek canal
Germany	All waterways linked with the Rhine, including the ‘Main-Donau-Kanal’, excluding the Danube and Danube waterways.
France	<ul style="list-style-type: none">(a) The Grand Canal d’Alsace(b) The Moselle between Apach and Neuves-Maisons(c) The levels of Marckolsheim, Rhinau, Gerstheim, Strasbourg and Gambsheim on the French bank of the Rhine between Kembs and Vogelgrun
Luxembourg	The part of the canalised Moselle between the Apach-Schengen lock and Wasserbillig
Netherlands	<ul style="list-style-type: none">1. Rhine waterways in the strict sense of the term:<ul style="list-style-type: none">(a) the Lobith-Amsterdam link:<ul style="list-style-type: none">- Rhine, Waal, Amsterdam - Rhine canal(b) the Lobith-Rotterdam port area link:<ul style="list-style-type: none">- Rhine, Waal, Merwede, Noord, Nieuwe Maas, Nieuwe Waterweg- Rhine, Lek, Nieuwe Maas, Nieuwe Waterweg(c) the Lobith-Dordrecht-Hansweert-Antwerp link:<ul style="list-style-type: none">Rhine, Waal, Merwede, Dordtse Kil or Nieuwe Merwede, Hollands Diep, Volkerak, Krammer, Zijpe, Mastgat,

	<p>Keeten, Oosterschelde (Eastern Scheldt canal), through Zuid-Beveland, Westerschelde (Western Scheldt), Scheldt</p> <p>(d) the Lobith-Dordrecht-Hansweert-Ghent link: Rhine, Waal, Merwede, Dordtse Kil or Nieuwe Merwede, Hollands Diep, Volkerak, Krammer, Zijpe, Mastgat, Keeten, Oosterschelde (Eastern Scheldt), Zuid-Beveland canal, Westerschelde (Western Scheldt), Terneuzen canal</p> <p>(e) the Lobith-De Kempen-Smeermaas or St.Pieter link: all the waterways commonly used between these places and the junctions with the following waterways; Rhine, Waal, Juliana-kanaal, Dieze, Zuid-Willemsvaart, Wessem-Nederweert Canal.</p> <p>2. The following vessels are considered as using the Rhine waterways:</p> <ul style="list-style-type: none"> - vessels coming from the Rhine heading for Antwerp or Ghent, or - vessels coming from Antwerp or Ghent and have to leave the Netherlands by the Rhine when they pass through the port of Rotterdam to tranship goods in transit covered by a Rhine manifest or to pick up goods which must leave the Netherlands via the Rhine waterways leading to Antwerp or Ghent via the Rhine. <p>3. In practice, the waterway in existence since 1975 which leads to Antwerp via the Kreekrak locks is also considered a Rhine waterway.</p>
Switzerland	The Rhine to Basel

PART IV – STANDARD TRANSIT PROCEDURE NCTS (NEW COMPUTERISED TRANSIT SYSTEM)

This part describes the standard transit procedure under the new computerised transit system (NCTS).

Note: Part V describes the business continuity procedure if the NCTS cannot be used.

Chapter IV.1 deals with the standard transit declaration procedure.

Chapter IV.2 deals with formalities at the customs office of departure.

Chapter IV.3 deals with formalities and incidents during transport.

Chapter IV.4 deals with formalities at the customs office of destination.

Chapter IV.5 deals with Andorra, San Marino and special fiscal territories.

Note:

This text is not a substitution for guides or technical aids on using the NCTS technical applications and software (FTSS + DDNTA).

CHAPTER 1 – THE STANDARD TRANSIT DECLARATION

IV.1.1 Introduction

This chapter describes the standard transit procedure using the NCTS.

Paragraph IV.1.2 gives the general theory and legislation for a standard transit procedure.

Paragraph IV.1.3 describes how to use the NCTS.

Paragraph IV.1.4 covers the loading of goods and the completion of the transit declaration.

Paragraph IV.1.5 deals with specific situations.

Paragraph IV.1.6 covers exceptions to the general rules.

Paragraph IV.1.7 is reserved for specific national rules.

Paragraph IV.1.8 is reserved for the use by customs administrations.

Paragraph IV.1.9 contains the Annex to Chapter 1.

IV.1.2 General theory and legislation

The legal sources are in:

- Article 3(c),(d) and (e) of Appendix I to the Convention;
- Title I, Appendix III to the Convention;
- Annex A1 and A2; Appendix III to the Convention;
- Articles 5 point 12, 6(1), 158, 162, 163 and 170-174, UCC;
- Articles 143 and 148 DA;
- Articles 294 and 296 IA;
- Appendices D1, D2, F1, F2, G1 and G2, Annex 9, TDA.

IV.1.3 NCTS

IV.1.3.1 Organisation of the NCTS

The NCTS is a computerised transit system for exchanging electronic messages. These messages replace the various paper documents and certain formalities of the transit system.

These messages are exchanged electronically on three levels:

- between the economic operators and customs ('external domain');
- between customs offices of one country ('national domain');
- among the national customs administrations themselves and with the Commission ('common domain').

The main items and messages used in the NCTS operation are:

- the transit declaration, which is presented in electronic form – the message 'Declaration Data' (IE015);
- the master reference number (MRN), which is a unique registration number allocated by the competent authority to a transit declaration and printed on the transit accompanying document (TAD) / transit/security accompanying document (TSAD) and list of items (LoI) / transit/security list of items (TSLoI) to identify a transit operation;
- the TAD/TSAD, which is printed out at the customs office of departure or at traders' premises once the goods are released for transit and accompanies the goods from departure to destination;
- the message 'Anticipated arrival record – AAR' (IE001), sent by the customs office of departure to the declared customs office of destination indicated in the declaration;
- the message 'Anticipated transit record – ATR' (IE050), sent by the customs office of departure to the declared customs office(s) of transit to notify the anticipated border crossing of the goods;
- the message 'Notification of crossing frontier – NCF' (IE118), sent by the actual customs office of transit to the customs office of departure to notify it about the passage of the goods;
- the message 'Arrival advice – AA' (IE006), sent by the actual customs office of destination to the customs office of departure when the goods arrived;
- the message 'Destination control results' (IE018), sent by the actual customs office of destination to the customs office of departure (after the goods have been checked, where necessary);

IV.1.3.2 Scope of the NCTS

The NCTS is applicable to all common/Union transit operations regardless of the mode of transport used, with the exception of transit procedures where a commercial document serves as the

transit declaration (for example in transit procedures by air, sea or rail where the air/sea transport documents or CIM consignment note serve as transit declarations).

IV.1.3.3 Access for operators to the NCTS

In general, economic operators can access the NCTS in the following ways:

- Direct Trader Input (including input via a customs internet site);
- Electronic Data Interchange (EDI);
- data input at the customs office.

Contact the national customs authorities for further details on operator access.

IV.1.4 Declaration procedure

This paragraph provides information on:

- the loading of goods (Paragraph IV.1.4.1);
- the transit declaration (Paragraph IV.1.4.2)

IV.1.4.1 Loading

*Article 24,
Appendix I
Convention,*

Article 296 IA

Each transit declaration must include only goods placed under the common/Union transit procedure that are moved or are to be moved from one customs office of departure to one customs office of destination on a single means of transport, in a container or in a package (e.g. eight packages loaded in one trailer).

However, one transit declaration may include goods moved or to be moved from one customs office of departure to one customs office of destination in more than one container or in more than one package where containers or packages are loaded on a single means of transport.

The following constitutes a single means of transport on condition that the goods carried are to be dispatched together:

- a road vehicle accompanied by its trailer(s) or semi-trailer(s);
- a line of coupled railway carriages or wagons;
- boats constituting a single chain.

If a consignment is split between two means of transport, a separate transit declaration is needed for each means of transport, even though all the goods are transported between the same customs office of departure and destination.

On the other hand, a single means of transport can be used for loading goods at more than one customs office of departure and for unloading at more than one customs office of destination.

If goods are loaded on a single means of transport at more than one customs office of departure, separate transit declarations must be lodged for each of the consignments at each customs office of departure to cover the goods loaded at that office.

Example 1:

At the customs office of departure A, three packages loaded on a truck are covered by one transit declaration, and those packages are to be delivered to the customs office of destination C. At the next customs office of departure B, five packages were added and loaded on the same truck, and are also to be delivered to the same customs office of destination C. Those five packages have to be covered by a new transit declaration.

Without affecting the provisions of Article 7(3) of the Convention, several transit declarations may be issued to the same holder of the procedure for goods carried on a single means of transport and bound for the same destination or several destinations. A guarantee must be provided for each such declaration.

Example 2:

At the customs office of departure A, two packages loaded on a truck are covered by one transit declaration destined for the customs office of destination C, and three packages are covered by another transit declaration destined for the customs office of destination D. At the customs offices of destination (C and D), the packages are unloaded and the transit operations are ended.

IV.1.4.2 Transit declaration (IE015)

IV.1.4.2.1 Form and completion of the transit declaration

*Annexes A1 and
B1,
Appendix III*

It is important to note that the term ‘**transit declaration**’ has two meanings. First, “transit declaration” means a declaration whereby a

*Convention,
Article 5 point 12
UCC*

person indicates a wish to place goods under the transit procedure in the prescribed form and manner. Second, it means the data as a transit declaration, i.e. the message 'Declaration Data' (IE015) and the printout of such a declaration in the form of a TAD. The following chapters use the first meaning for the term 'transit declaration'.

Data elements should be provided, as referred to in Annex A1 to Appendix III to the Convention/Appendix C2, Annex 9, TDA.

To lodge a transit declaration, all mandatory data elements have to be provided (IE015).

Transit declarations must be drawn up in one of the official languages of the Contracting Parties that is acceptable to the competent authorities of the country of departure.

It is important that economic operators complete the transit declaration correctly to avoid the declaration being rejected by the NCTS.

If a transit declaration is rejected by the NCTS, the declarant is notified of the reason for the rejection and is allowed to make the necessary corrections or to submit a new declaration.

A transit operation may contain a maximum of 999 goods items. Each goods item of a declaration must be entered into the NCTS and is printed on the TAD or the LoI. A LoI is printed when the transit declaration covers more than one goods item. It is attached to the TAD, which contains a reference to the LoI in Box 31. The TAD model and its explanatory notes are in the Annexes A3-A4, Appendix III to the Convention/Appendix F1, Annex 9 TDA. The LoI model and its explanatory notes are in the Annexes A5-A6, Appendix III to the Convention/Appendix F2, Annex 9 TDA.

IV.1.4.2.2 Mixed consignments

*Article 28,
Appendix I,
Convention*

Article 294 IA

Generally speaking, consignments made up of non-Union goods moving under the T1 transit procedure and Union goods moving under the T2/T2F transit procedure are covered by a single transit declaration, which is attached to the TAD together with the LoI. The TAD provides information and a summary of the LoI used for goods

with different statuses.

Alternatively, separate transit declarations may be made (for example: a T1 transit declaration for non-Union goods and a T2 or T2F transit declaration for Union goods).

Note: It is possible that Union goods not placed under transit (and moving within the customs territory of the Union) are transported by the same means of transport as goods placed under transit. In this case, the transit declaration only covers the goods placed under transit.

TRADE

For mixed consignments, the code 'T-' is entered at declaration level as declaration type to cover the whole declaration. The actual status (T1, T2, T2F) of each goods item is entered in the NCTS at item level and printed on the LoI.

IV.1.4.2.3 Lodging the transit declaration

The lodging of the transit declaration (IE015 via a data processing technique) makes the holder of the procedure responsible for:

- (a) the accuracy of the information given in the declaration;
- (b) the authenticity of the documents attached;
- (c) compliance with all the obligations linked to the placing of the goods under the Union/common transit procedure.

Authentication of the declaration is subject to the conditions applicable in the country of departure.

TRADE

The holder of the procedure must contact customs to establish how a transit declaration submitted in electronic form is authenticated.

IV.1.4.2.4 Transit/security declaration

*Articles 127
and 128 UCC*

Before the goods arrive in the customs territory of the Union, an entry summary declaration (ENS) must be lodged at the customs office of first entry.

*Articles 104, 105
to 109 DA*

The customs office then ensures that a risk assessment of the transaction is carried out on the basis of the declaration by evaluating the data against risk criteria.

Article 182 LA

*Article 106(3) as
amended by TDA*

The time limits for submission of the ENS are directly related to the mode of transport and are as follows:

- (a) road transport – at the latest one hour before arrival;
- (b) rail:
 - where the train journey from the last train station located in a third country to the customs office of first entry takes less than 2 hours – at the latest 1 hour before arrival,
 - in all other cases – at the latest 2 hours before arrival;
- (c) inland waterways – at the latest 2 hours before arrival;
- (d) maritime containerised cargo – at the latest 24 hours before loading at the port of departure;
- (e) maritime bulk/break bulk cargo – at the latest 4 hours before arrival;
- (f) where goods are coming from any of the following:
 - Greenland,
 - the Faroe Islands,
 - Iceland,
 - Ports in the Baltic Sea, the North Sea, the Black Sea and the Mediterranean Sea,
 - all ports in Moroccoat the latest 2 hours before arrival;
- (g) for a goods movement between a territory outside the customs territory of the Union and the French overseas departments, the Azores, Madeira or the Canary Islands, where the duration of the journey is less than 24 hours – at the latest 2 hours before arrival;
- (h) for air transport with the following time limits:
 - for flights with a duration of less than 4 hours – at the

- latest by the time of the aircraft's actual departure;
for other flights – at the latest 4 hours before arrival.

The ENS is not required:

- (a) For goods listed in Art. 104 DA;
- (b) If international agreements between the Union and third countries provide for the recognition of security and safety checks carried out in these countries as countries of export under Article 127(2)(b) of the UCC. It concerns the following countries: Norway, Switzerland, Lichtenstein, Andorra and San Marino.

The ENS is lodged by the carrier or, irrespective of the carrier's obligation, the following persons:

- (a) the importer or consignee or other person in whose name or on whose behalf the carrier acts; or
- (b) any person who is able to present the goods in question or have them presented at the customs office of entry.

The Import Control System is used to submit the ENS electronically.

As an alternative, the NCTS may be used provided:

- (a) a transit procedure starts at the external border of the Union on entry;
- (b) the data comprises the particulars required for an ENS.

In this case, at the customs office of entry – which is also the customs office of departure – the transit/security declaration (IE015) is lodged containing transit data as well as security and safety data. After the risk assessment and goods release for transit, TSAD and TSLoI are printed. The TSAD and TSLoI specimens are included in Appendices G1 and G2, Annex 9, TDA.

All references to TAD and LoI also apply to TSAD and TSLoI.

IV.1.5 Specific situations

IV.1.5.1 Agreements between the Union and other countries on the safety and security data

Common transit countries, except Norway, Switzerland and Lichtenstein, have not concluded specific agreements with the Union on the recognition of security and safety checks carried out in these countries as countries of export.

It means that when goods enter the customs territory of the Union from countries that have not concluded specific agreements with the Union, the economic operators are required to submit an ENS according to Union customs legislation. They can either:

- use the Import Control System to submit the ENS: or
- benefit from the NCTS, where they can include security and safety data in a transit declaration.

The second option is possible if the following conditions are met:

- the NCTS in those countries accepts a declaration lodged by economic operators that contains transit data and ENS data;
- TSAD and TSLoI are printed as equivalent to TAD and LoI;
- the NCTS in those countries is able to receive and forward ENS data together with transit data to the EU countries and other Contracting Parties and also to receive ENS data transmitted from the EU countries and other Contracting Parties to those countries (acting as transit and destination country);
- the EU countries recognise and accept such common transit declaration data for the purpose of both the common transit procedure and ENS data, without any legal amendment to or extension of the scope of the Convention based on the relevant provisions of the UCC;
- other Contracting Parties recognise transit and ENS data as well as TSAD and TSLoI when presented to one of their customs offices as equivalent to TAD and LoI provided it contains all necessary transit data.

IV.1.5.2 Rules applicable to goods with packaging

The following rules should apply to goods with packaging:

- a) Non-Union goods with packaging not having Union status

A single T1 declaration is to be completed for the goods and their

packaging.

- b) Non-Union goods with packaging having Union status

In all cases, a single T1 declaration is to be completed for the goods and their packaging.

- c) Union goods referred to in Article 189 DA with packaging not having Union status

A single T1 declaration is to be completed for the goods and their packaging.

However, when such goods are released for free circulation instead of being exported from the customs territory, the customs status of Union goods may be applied to them only on production of a T2L document issued retrospectively.

Leaving aside the consideration of possible repayment of the export refund on agricultural products, a T2L document may be obtained only after payment of the customs duties applicable to the packaging.

- d) Union goods with packaging not having Union status exported from the EU customs territory to a third country, other than a common transit country

A T1 declaration is to be completed for the packaging so that, if the packaging is put into free circulation, it does not benefit from the customs status of Union goods. This document must bear one of the following endorsements:

BG	Общностни стоки
CS	zboží Unie
DA	fælleskabsvarer
DE	Unionswaren
EE	Ühenduse kaup
EL	κοινοτικά εμπορεύματα
ES	mercancías comunitarias
FR	marchandises communautaires
IT	merci unionali;
LV	Savienības preces
LT	Bendrijos prekės
HU	közösségi áruk
MT	Merkanzija Komunitarja
NL	communautaire goederen
PL	towary unijne

PT	mercadorias comunitárias
RO	Mărfuri unionale
SI	skupnostno blago
SK	Tovar Únie
FI	unionitavaroita
SV	gemenskapsvaror
EN	Union goods
HR	Roba Unije

- e) Union goods with packaging not having Union status exported from the EU customs territory to a common transit country

A single T1 declaration is to be completed for the goods and their packaging. This must bear the endorsements ‘Union goods’ as shown above and ‘T1 packaging’ as shown below.

Consigned to another Member State in the case referred to in Article 227 of the UCC.

A single T2 declaration is to be completed for the goods and their packaging after payment of the customs duty applicable to the packaging.

Where the person concerned does not wish to pay customs duty on the packaging, the T2 declaration must bear one of the following endorsements:

BG	T1 колетѝ
CS	obal T1
DA	T1 emballager
DE	T1-Umschließungen
EE	T1-pakend
EL	συσκευασία T1
ES	envases T1
FR	emballages T1
IT	imballaggi T1
LV	T1 iepakojums
LT	T1 pakuotė
HU	T1 göngyölegék
MT	Ippakkjar T1
NL	T1-verpakkingsmiddelen
PL	opakowania T1
PT	embalagens T1
RO	Ambalaje T1
SI	pakiranje T1
SK	Obal T1

FI	T1-pakkaus
SV	T1-förpackning
EN	T1 packaging
HR	T1 pakiranje

f) Mixed consignment

- 1) Consignments that include goods under the T1 procedure and goods under the T2 procedure in a single package.

Separate declarations are to be made in accordance with the status of the goods. In Box 31, quantities of split consignments must be shown together with, in the upper portion of this box, the description and numbers of other documents completed for the mixed consignments in question. The declarations must bear one of the following endorsements:

BG	Общностни колет
CS	obal Unie
DA	fælleskabsemballager
DE	gemeinschaftliche Umschließungen
EE	Ühenduse pakend
EL	κοινοτική συσκευασία
ES	envases comunitarios
FR	emballages communautaires
IT	imballaggi unionali
LV	Savienības iepakojums
LT	Bendrijos pakuotė
HU	közösségi göngyöleg
MT	Ippakkjar Komunitarju
NL	communautaire verpakkingsmiddelen
PL	opakowania unijne
PT	embalagens comunitárias
RO	Ambalaje unionale
SI	skupnostno pakiranje
SK	Obal Únie
FI	yhteisöpakkaus
SV	gemenskapsförpackning
EN	Union packaging
HR	Pakiranje Unije

If the mixed consignment is packed in T1 packaging, a single T1 declaration is to be completed for the goods and their packaging.

- 2) Mixed consignments that include goods under the T1 procedure and goods moving outside the transit procedure in a single package.

A single declaration is to be used. In Box 31, the quantities and types of goods in split consignments under the T1 procedure must be shown together with one of the following endorsements:

BG	Стоки не обхванати от транзитен режим
CS	zboží není v režimu tranzitu
DA	varer ikke omfattet af forsendelsesprocedure
DE	nicht im Versandverfahren befindliche Waren
EE	Kaubad ei ole transiidi protseduuril
EL	Εμπορεύματα εκτός διαδικασίας διαμετακόμισης
ES	mercancías fuera del procedimiento de tránsito
FR	marchandises hors procédure de transit
IT	merci non vincolate ad una procedura di transito
LV	Precēm nav piemērota tranzīta procedūra
LT	Prekės, kurioms neišforminta tranzito procedūra
HU	nem továbbítási eljárás alá tartozó áruk
MT	Merkanzija mhux koperta bi proċedura ta' transitu
NL	geen douanevervoer
PL	towary nieprzewożone w procedurze tranzytu
PT	mercadorias não cobertas por um procedimento de trânsito
RO	Mărfuri neplasate în regim de tranzit
SI	blago, ki ni krito s tranzitnim postopkom
SK	Tovar nie je v tranzitnom režime
FI	tavaroita, jotka eivät sisälly passitusmenettelyyn
SV	varor ej under transitering
EN	goods not covered by a transit procedure
HR	Roba koja nije u postupku provoza

IV.1.5.3 Goods in passenger-accompanied baggage

Article 210 IA

Administrations are required to apply the provisions of Article 210 IA (establishing the customs status of Union goods) to goods in baggage carried by passengers and not intended for commercial use.

However, when entering the customs territory of the Union, passengers coming from third countries may place the goods under the Union transit procedure.

IV.1.5.4 Transport of Union goods to, from or via a common transit country

When Union goods are carried into or through the territory of one or more common transit countries, it is advisable to follow the following rules in order to ensure prompt border crossings:

- a) Goods carried between two points situated within the customs territory of the Union across the territory of one or more common transit countries, or from the customs territory of the Union into the territory of a common transit country should be placed under the Union/common transit procedure at the competent customs office where the holder of the procedure is established, or where the goods are loaded for movement under the Union/common transit procedure, or at the latest before the joint Union/common transit country frontier zone in order to avoid delays at border crossings. Similarly, it is advisable to end movements under the Union/common transit procedure outside the Union/common transit country frontier zone wherever possible.
- b) The competent authorities of the Member States and of the common transit countries must ensure that the economic operators concerned are officially informed about the provisions and are made aware of the advantages of the application of the provisions of paragraph a) in order to avoid as far as possible practical difficulties at Union/common transit country borders.

Transit through the territory of a common transit country

The movement of Union goods from one point in the Union to another via a common transit country may take place under the T2, T2F or T1 transit procedure (see Part I, Paragraph 4.1.2.1).

Movement of Union goods to a common transit country

Article 189 DA

Where the Union goods are exported from the customs territory of the Union to a common transit country and a transit procedure starts in the Union following export, the goods are covered by an internal Union transit procedure (T2) within the Union and that procedure subsequently continues as a common transit procedure in the common transit countries.

However, in exceptional cases an external Union transit procedure (T1) will apply if a transit procedure follows export and continues as a common transit procedure in the common transit countries. It

covers the following cases:

- a) Union goods have undergone customs export formalities with a view to refunds being granted on exports to third countries under the common agricultural policy;
 - b) Union goods have come from intervention stocks, they are subject to control measures on their use or destination, and they have undergone customs formalities on exports to third countries under the common agricultural policy;
 - c) Union goods are eligible for the repayment or remission of import duties on condition that they are placed under external transit in accordance with Article 118(4) of the UCC;
 - d) Union goods that are referred to in Article 1 of Directive 2008/118/EC (see footnote 9) are exported; re-consignment of Union goods from a common transit country:
 - i) Union goods that have been brought into the territory of a common transit country under the T2 procedure may be re-consigned under that procedure provided that:
 - they remain under the control of the customs authorities of that country to ensure that there is no change in their identity or state;
 - they have not been placed, in that common transit country, under a customs procedure other than transit or warehousing* except when the goods were temporarily admitted to be shown at an exhibition or similar public display;
- * goods that were warehoused, the re-consignment must take place within a period of five 5 years (or goods falling within Chapters 1-24 of the Harmonised System and warehoused for less than 6 months) on condition that the goods were stored in special spaces and received no treatment other than that needed for their preservation in their original state, or for splitting up consignments without replacing the packaging and that any treatment has taken place under customs supervision.
- the T2 or T2F declaration or any document that provides proof of the customs status of Union goods issued by a common transit country must bear a reference to the master reference number of the declaration or the proof of the customs status of Union goods under which the goods arrived in that

common transit country.

- ii) For exports without a transit procedure, common transit countries cannot issue a T2 or T2F declaration as there was no previous transit declaration. As a result, re-consignment must be effected under the cover of a T1 procedure. When the consignment re-enters the Union, it must be treated as an import of non-Union goods unless they can benefit from the provisions on returned goods.

Action on re-entry of re-consigned goods into the customs territory of the Union

- a) When Union goods are re-consigned from a common transit country to a destination in the Union, they are covered by a T2 or T2F declaration or equivalent (e.g. consignment note CIM-T2).
- b) In order to determine in the Member State of destination whether it is a movement of goods between two points in the Union that has been interrupted in a common transit country or a re-entry of goods into the customs territory of the Union following a definitive or temporary export from the Union, the following rules must be observed:
 - the goods and the T2 or T2F declaration or equivalent must be presented to the customs office of destination in order to complete the transit operation;
 - it is the responsibility of this office to decide if the goods can be released immediately for free circulation or must be placed under another customs procedure;
 - the goods must be released immediately for free circulation where the T2 or T2F declaration or equivalent does not bear a reference to a previous export from the customs territory of the Union.

In cases of doubt, the customs office of destination may require evidence from the consignee (e.g. an invoice with the VAT registration numbers of the consignor and consignee in accordance with the provisions of Directive 2006/112/EC as amended, or the electronic administrative document (e-AD) in accordance with the provisions of Directive 2008/118/EC).

- the goods must be covered by the subsequent transit procedure or placed in temporary storage with all the consequences linked to this (payment of import VAT and internal taxes where necessary):
 - when the goods were exported from the customs territory of the Union, or
 - when the consignee or representative cannot prove to the satisfaction of the customs authorities that it is a movement of goods between two points in the customs territory of the Union.

IV.1.6 Exceptions (pro memoria)

IV.1.7 Specific national instructions (reserved)

IV.1.8 Restricted part for customs use only

IV.1.9 Annexes

CHAPTER 2 – FORMALITIES AT THE CUSTOMS OFFICE OF DEPARTURE

IV.2.1 Introduction

Paragraph IV.2.2 describes the general theory and legislation on the formalities at departure.

Paragraph IV.2.3 describes the procedure at the customs office of departure.

Paragraph IV.2.4 deals with specific situations.

Paragraph IV.2.5 covers exceptions to the general rules.

Paragraph IV.2.6 is reserved for specific national rules.

Paragraph IV.2.7 is reserved for the use by customs administrations.

Paragraph IV.2.8 contains the Annexes to Chapter 2.

IV.2.2 General theory and legislation

The legal sources are in :

- Article 11 of the Convention;
- Articles 30-41 and 81-83 Appendix I to the Convention;
- Articles 162, 163 and 170-174 UCC;
- Articles 222, 226, 227 and 297-303 IA.

IV.2.3 Description of the procedure at the customs office of departure

This paragraph provides information on:

- acceptance and registration of the transit declaration (Paragraph IV.2.3.1);
- amendment of the transit declaration (Paragraph IV.2.3.2);
- invalidation of the transit declaration (Paragraph IV.2.3.3);
- verification of the transit declaration and control of goods (Paragraph IV.2.3.4);
- itinerary for the movement of goods (Paragraph IV.2.3.5);
- time limit (Paragraph IV.2.3.6);
- means of identification (Paragraph IV.2.3.7);
- release of the goods (Paragraph IV.2.3.8);
- discharge of the transit procedure (Paragraph IV.2.3.9).

IV.2.3.1 Acceptance and registration of the transit declaration

Articles 27, 30 and 35, Appendix I to the Convention The customs office of departure accepts the transit declaration – the message ‘Declaration data’ (IE015) – on condition that:

- Articles 171-172 UCC,*
- it contains all the necessary information for the purpose of the common/Union transit procedure;
 - it is accompanied by all the necessary documents;
- Article 143 DA*
- the goods to which the transit declaration refers have been presented to customs during the official opening hours.

The NCTS automatically validates the declaration. An incorrect or incomplete declaration is rejected by the message ‘Declaration Rejected’ (IE016). A rejection also follows when the data indicated is not compatible with the registered data in the national reference database.

Once the transit declaration is accepted, the NCTS generates a master reference number (MRN) (message IE028).

The declaration then receives the status ‘Accepted’ and the customs office of departure decides whether or not to check the goods before release.

The customs authorities may allow additional documents that are required for implementation of the provisions governing the customs procedure for which the goods are declared not to be lodged with the declaration. In this case, the documents will be kept at the customs authorities’ disposal. Box 44 of the transit declaration is to be completed as follows:

- in the attribute ‘document type’, indicate the code corresponding to the document concerned (codes are provided in Annex A2, Appendix III to the Convention; Appendix D1, Annex 9, TDA);
- in the attribute ‘document reference’, give the description and reference of the document.

National customs authorities allow travellers to present a paper transit declaration in one copy (making use of the single administrative document or, where relevant, of the layout of the transit accompanying document) to the customs office of departure so that it can be processed by the NCTS.

The customs office of departure must be competent to deal with transit operations and the type of traffic concerned. The following website contains a list of customs offices:

IV.2.3.2 Amendment of the transit declaration

*Article 31,
Appendix I,
Convention*

The declarant can request permission to amend a customs declaration as provided for in Article 173 UCC. Before the customs declaration is accepted, the declarant may correct it without prior application.

Article 173 UCC

The holder of the procedure may request permission to amend the transit declaration after customs have accepted it. The amendment must not make the declaration applicable to goods other than those it originally covered.

The holder of the procedure submits amendments to the declaration data by means of the message 'Declaration amendment' (IE013) transmitted to the customs office of departure, which decides whether to accept the amendment request (message 'Amendment Acceptance' (IE004) or reject it (message 'Amendment Rejection' (IE005).

No amendment is permitted where the competent authorities have indicated after receiving the transit declaration that they intend to examine the goods, or have established that the data is incorrect or where they have already released the goods for transit.

Amendments to the transit declaration before it has been accepted by customs are not covered by Article 173 UCC and do not require prior application by the declarant.

*Article 29a,
Appendix I to the
Convention*

For example, if the transit declaration has not yet been lodged or has been pre-lodged and not yet accepted, it can be corrected without prior permission as this is not considered an amendment as stipulated in Article 173 UCC.

*Article 130, 171
UCC*

The relevant NCTS specifications (T-TRA-DEP-A-002-Correction) state that the correction of a pre-lodged declaration is to be processed by means of the same message as for an amendment.

IV.2.3.3 Invalidation of the transit declaration

Article 32

The customs office of departure can invalidate a transit declaration by

*Appendix I,
Convention*

Article 174 UCC

Article 148 DA

sending the message ‘Cancellation Notification’ (IE010) to the declarant on the basis of his/her request made by the message ‘Declaration Cancellation Request’ (IE014) transmitted to the customs office of departure only before the goods are released for transit. The customs office of departure must then inform the declarant about the result of his/her request using the message ‘Cancellation Decision’ (IE009).

However, if the customs office of departure informed the declarant that it intends to examine the goods, the request for invalidation is not accepted until the goods have been examined.

The transit declaration cannot be invalidated after the goods have been released for transit except in the following cases:

- where Union goods have been declared in error for a customs procedure applicable to non-Union goods, and their customs status as Union goods has been proven afterwards by means of a T2L, T2LF or a customs goods manifest;
- where the goods have been erroneously declared under more than one customs declaration.

In the case of the business continuity procedure for transit, it is important to ensure that any declaration that has been entered in the NCTS, but has not been processed further due to system failure, needs to be invalidated.

The economic operator is obliged to provide the competent authorities with information whenever a declaration is submitted to the NCTS, but subsequently reverts to the business continuity procedure.

In some cases the customs authorities may require a new declaration to be submitted. In this case, the previous declaration is invalidated and the new declaration is given a new MRN.

IV.2.3.4 Verification of the transit declaration and control of the goods

*Article 35,
Appendix I,
Convention*

After the customs office of departure has accepted the transit declaration in order to verify the accuracy of the particulars, it:

Article 188 UCC,

- examines the declaration and the supporting documents;
- requires the declarant to provide other documents, if any;

- examines the goods, if needed;
- takes samples for analysis or for detailed examination of the goods, if needed;
- verifies the existence and validity of the guarantee.

The existence and validity of the guarantee is checked by means of the guarantee reference number and the access code (further details in Part III).

Before the goods are released for transit, the NCTS checks in the Guarantee Management System (GMS) the integrity and validity of a guarantee with regard to the following information depending on the level of monitoring:

- the amount of the guarantee is sufficient (in case of a comprehensive guarantee, if the available amount is sufficient);
- the guarantee is valid for all Contracting Parties involved in the transit operation;
- the guarantee is in the name of the holder of the procedure.

The GMS then registers the usage and informs the NCTS.

If the goods are examined, this is carried out in the places designated by the customs office of departure and during the hours appointed for that purpose. The holder of the procedure is informed about the place and time. However, the customs authorities may, at the request of the holder of the procedure, examine the goods at other places or outside the official opening hours.

If minor discrepancies are detected, the customs office of departure notifies the holder of the procedure. To solve these discrepancies, the customs office of departure will make minor modifications (in agreement with the holder of the procedure) in the declaration data in order to allow the goods to be released for transit.

If a serious irregularity is detected, the customs office of departure informs the holder of the procedure that the goods are not released with the message 'No release for transit' (IE051) and registers the unsatisfactory result.

The customs office of departure records the following code for the control results in the message IE001:

- 'A1' (Satisfactory): where the goods are released for transit after physical control (full or partial) and no discrepancies were detected;

- ‘A2’ (Considered satisfactory): where the goods are released for transit after documentary control only (no physical control) and no discrepancies were detected or without any control;
- ‘A3’ (Simplified procedure): where the goods are released for transit by an authorised consignor.

IV.2.3.5 Itinerary for the movement of goods

*Article 33,
Appendix I,
Convention*

The general rule is that goods entered for the transit procedure must be moved to the customs office of destination along an economically justified route.

Article 298 IA

However, where the customs office of departure or the holder of the procedure considers it necessary, that customs office will prescribe an itinerary for the movement of goods during a transit procedure, taking into account any relevant information communicated by the holder of the procedure.

CUSTOMS

The customs office of departure, taking into account any relevant information communicated by the holder of the procedure, will specify a prescribed itinerary by entering the information of the countries to be transited in the declaration data in the NCTS (country codes will suffice).

Note 1: For the Union, provide the country codes of the Member States concerned.

Note 2: Provide the country codes of any countries included in the prescribed itinerary.

The prescribed itinerary may be changed during the transit operation. In this case, the carrier is obliged to make the necessary entries in Box 56 of the transit accompanying document (TAD) and to present it without undue delay after the itinerary has been changed together with the goods to the nearest customs authority of the country in whose territory the means of transport is located. The competent authority will consider whether the transit operation may continue, take any steps that may be necessary and endorse the TAD in Box G.

Part IV.3.3.1 contains further details on procedures to be followed for incidents that occur during transport.

IV.2.3.6 Time limit for the presentation of the goods

*Articles 34 and
45(2) Appendix I,
Convention*

The customs office of departure will set a time limit for when the goods must be presented at the customs office of destination.

*Articles 297 and
306(3) IA*

The time limit prescribed by that office is binding on the competent authorities of the countries on whose territory the goods enter during a transit operation. They cannot change the time limit.

Where the goods are presented to the customs office of destination after the time limit set by the customs office of departure, the holder of the procedure will be deemed to have complied with the time limit if the holder or the carrier proves to the satisfaction of the customs office of destination that the delay is not attributable to them.

CUSTOMS

When setting the time limit, the customs office of departure must take into account:

- the means of transport to be used;
- the itinerary;
- any transport or other legislation that may have an impact on setting a time limit (for example: social or environmental legislation that affects the mode of transport, transport regulations on working hours and mandatory rest periods for drivers);
- the information communicated by the holder of the procedure, where appropriate.

The customs office of departure must either enter, and/or endorse when in agreement with the time limit entered by the holder of the procedure, the time limit in the declaration data (using the YYYY-MM-DD system). This is the date by which the goods and the TAD must be presented at the customs office of destination.

IV.2.3.7 Means of identification

This paragraph is subdivided as follows:

- introduction (Paragraph IV.2.3.7.1);
- methods of sealing (Paragraph IV.2.3.7.2);
- characteristics of seals (Paragraph IV.2.3.7.3);
- use of seals of a special type (Paragraph IV.2.3.7.4).

IV.2.3.7.1 Introduction

*Article 11(2)
Convention*

It is important to ensure that goods transported under the transit procedure can be identified. As a general rule, sealing can be used to identify these goods.

*Articles 36-39,
Appendix I,
Convention*

Article 192 UCC

Article 299 IA

*Article 39,
Appendix I to the
Convention,*

Article 302 IA

However, the customs office of departure can waive the requirement for sealing if the description of goods in the declaration data or in the supplementary documents is precise enough to permit easy identification of the goods and states their quality, nature and special features (e.g. by giving the engine and chassis number for cars transported under the transit procedure or serial numbers of the goods).

As an exemption, no seals are required (unless the customs office of departure decides otherwise) if:

- the goods are carried by air, and either labels are affixed to each consignment bearing the number of the accompanying airway bill, or the consignment constitutes a load unit on which the number of the accompanying airway bill is indicated;
- the goods are carried by rail, and identification measures are applied by the railway companies.

CUSTOMS

The customs office of departure, having affixed the seals, will record the number of the seals and the seal identifiers in the declaration data.

Where seals are not required for identification, the customs office of departure will leave the box empty. In this case, the NCTS automatically prints ‘- -’ in Box D of the TAD.

If goods that are not subject to the transit procedure are being carried together with goods under the transit procedure on the same means of transport or in the container, sealing of the load compartment or the space containing the goods will not normally be done where the goods can be identified by sealing of the individual packages or by a sufficiently precise description of the

goods.

Note: The goods must be clearly separated and labelled in order to easily identify which goods are being carried under the transit procedure and which are not.

If the identity of the consignment cannot be ensured by sealing or by the precise description of the goods, the customs office of departure will refuse to allow the goods to be placed under the transit procedure.

*Article 38(5),
Appendix I,
Convention*

Seals must not be removed without the approval of the competent customs authorities.

Article 301(5) IA

If a vehicle has been sealed at the customs office of departure and it carries goods to different customs offices of destination under cover of several TADs and if successive unloading takes place at several customs offices of destination situated in different countries, the customs authorities at the intermediate customs offices of destination where the seals are removed to unload parts of the load must affix new seals and indicate this in Box F of the TAD(s). In this case, the customs authorities will endeavour to reseal as necessary, with a customs seal bearing at least an equivalent security feature.

The customs office of destination indicates this/these new seal(s) mentioned on the TAD to the customs office of departure in the message IE018 under 'New Seals Info' and 'New Seals ID'.

IV.2.3.7.2 Methods of sealing

*Article 11(2),
Convention,*

There are two methods of sealing:

Article 299 IA

- the space containing the goods, where the means of transport or the container has been recognised by the customs office of departure as suitable for sealing;
- in other cases, each individual package.

Where sealing the space containing the goods is used, the means of transport must be suitable for sealing.

CUSTOMS

(Article 11(3) of the Convention , Article 300 IA)

The customs office of departure regards the means of transport as suitable for sealing if:

- seals can be simply and effectively affixed to the means of transport or the container;
- the means of transport or the container contain no concealed spaces where goods may be hidden;
- the spaces reserved for the goods are readily accessible for inspection by the customs authority.

Note: The means of transport or the containers are regarded as suitable for sealing if they are approved for the carriage of goods under customs seals in accordance with an international agreement to which the Contracting Parties acceded (for example the Customs Convention of 14 December 1975 on the international transport of goods under cover of TIR carnets).

IV.2.3.7.3 Characteristics of seals

All seals used as a means of identification must comply with specified characteristics and technical specifications.

*Article 38,
Appendix I to the
Convention*

Seals must have the following essential characteristics:

- remain intact and securely fastened in normal use;
- be easy to check and recognise;
- be manufactured in such a way that any breakage, tampering or removal leaves traces visible to the naked eye;
- be designed for single use or, if intended for multiple use, be designed in such a way that they can be given a clear, individual identification mark each time they are re-used;
- bear individual seal identifiers that are permanent, easily legible and uniquely numbered.

Article 301 IA

In addition, seals must comply with the following technical requirements:

- the form and dimensions of the seals may vary depending on the sealing method used, but the dimensions must be such as to ensure that identification marks are easy to read;
- the identification marks of seals must be impossible to falsify and difficult to reproduce;
- the material used must be resistant to accidental breakage and must prevent undetectable falsification or re-use.

The seals will be deemed to fulfil the above requirements if they have been certified by the competent body in accordance with ISO International Standard No 17712:2013 'Freight containers – Mechanical Seals'.

For containerised transports, seals with high-security features must be used as far as possible.

The customs seal should bear the following indication:

- the word ‘Customs’ in one of the official languages of the Union or of the common transit country or a corresponding abbreviation;
- a country code, in the form of the ISO alpha-2 country code, identifying the country in which the seal is affixed.

In addition, the Contracting Parties may, in agreement with each other, decide to use common security features and technology.

Each country must notify the Commission of the customs seal types in use. The Commission will make this information available to all countries.

IV.2.3.7.4 Use of seals of a special type

*Articles 81-83,
Appendix I,
Convention*

For the holder of the procedure to use seals of a special type, an authorisation by the competent authorities is required.

Articles 317-318 IA

Use of seals of a special type is a simplification subject to certain conditions (for further details, see Part VI, Paragraph 3.3).

If seals of a special type are used, the holder of the procedure enters the make, type and number of the seals affixed in the declaration data (Box D). The seals must be affixed before the goods are released.

IV.2.3.8 Release of goods

*Article 40,
Appendix I
Convention*

After the following formalities have been completed at the customs office of departure:

Article 303 IA

- presentation of the declaration data to the customs office of departure;
- verification of declaration data;
- acceptance of a transit declaration;
- completion of the possible control;
- furnishing of the guarantee, where required (see Part III);
- setting of the time limit;
- setting of an itinerary, where required;
- affixing seals, where required;

the goods are released for transit. The relevant messages are transmitted:

- the message 'Release for transit' (IE029) to the declarant;
- message IE001 to the customs office of destination;
- message IE050 to the customs office of transit, if applicable.

The content of those messages is derived from the transit declaration (amended as appropriate).

CUSTOMS

Once the formalities have been completed, the customs office of departure:

- validates the transit declaration;
- records the control results;
- registers the guarantee;
- sends the declared office of destination and the office(s) of transit (if any) message IE001 and, where appropriate, message IE050; and
- prints the TAD (including the LoI, where appropriate).

IV.2.3.8.1 Documentation at release

*Article 41,
Appendix I,
Convention*

The customs office of departure will provide the TAD with the MRN to the holder of the procedure or the person who presented the goods at the customs office of departure. The TAD, supplemented by the LoI where appropriate, will accompany the goods during the transit operation.

Article 303(4) IA

*Article 184 (2) DA
as amended by
TDA*

The TAD can also be printed by a declarant following approval by the customs office of departure.

IV.2.3.9 Discharge of the transit procedure

*Article 48(2),
Appendix I to the
Convention*

The transit procedure will be discharged by the customs authorities when they are in a position to establish, on the basis of a comparison of the data available to the customs office of departure and data available to the customs office of destination, that the procedure has ended correctly.

Article 215(2) UCC

IV.2.4 Specific situations

For a large number of different goods items in small quantities (e.g. ship supplies, household effects in international removals) that are consigned for the same final consignee and have to be placed under Union/common transit, a generic goods description is sufficient in order to avoid the additional costs needed to enter the transit data. Such an arrangement would be subject to the additional condition that a complete description of the goods in detail is available for customs purposes and accompanies the consignment.

In any event, it first needs to be verified that all the goods really do need to be placed under Union/common transit.

IV.2.5 Exceptions (pro memoria)

IV.2.6 Specific national instructions (reserved)

IV.2.7 Restricted part for customs use only

IV.2.7.1 ATIS

CUSTOMS

To access this part of the document, please go to the Communication and Information Resource Centre for Administrations, Business and Citizens (CIRCABC):

<https://circabc.europa.eu/ui/group/fac511f0-681d-41af-b678-7d743f529c8f/library/d9bfedcd-976c-4e10-836b-5158b27518f7>

IV.2.7.2 SMS

CUSTOMS

To access this part of the document, please go to CIRCABC:

<https://circabc.europa.eu/ui/group/fac511f0-681d-41af-b678-7d743f529c8f/library/d9bfedcd-976c-4e10-836b-5158b27518f7>

IV.2.8 Annexes

CHAPTER 3 – FORMALITIES AND INCIDENTS DURING MOVEMENT OF GOODS UNDER COMMON/UNION TRANSIT OPERATION

IV.3.1 Introduction

This chapter describes the formalities and incidents during movement of goods under the common/Union transit operation.

Paragraph IV.3.2 describes the general theory and legislation.

Paragraph IV.3.3 describes the formalities for dealing with incidents during the movement of goods under common/Union transit operation and at the customs office of transit.

Paragraph IV.3.4 deals with specific situations.

Paragraph IV.3.5 covers exceptions to the general rules.

Paragraph IV.3.6 is reserved for specific national rules.

Paragraph IV.3.7 is reserved for the use by customs administrations.

Paragraph IV.3.8 contains the annexes to Chapter 3.

IV.3.2 General theory and legislation

The legal sources are in :

- Articles 43 and 44 Appendix I to the Convention ;
- Articles 304 and 305, IA ;
- Appendix F1, Annex 9, TDA.

IV.3.3 Formalities for dealing with incidents and the customs office of transit

This paragraph provides information on:

- the formalities to be followed for an incident that occurs during the movement of goods under common/Union transit operation (paragraph IV.3.3.1);
- the formalities at the customs office of transit (paragraph IV.3.3.2).

IV.3.3.1 Formalities for dealing with incidents

The most frequent examples of what might be considered as incidents during the movement of goods under common/Union transit operation are:

- the itinerary cannot be followed due to circumstances beyond the carrier's control;
- the custom seals are accidentally broken or tampered with for reasons beyond the carrier's control;
- the transfer of goods from one means of transport to another;
- owing to imminent danger, the immediate partial or total unloading of the means of transport;
- an accident that may affect the ability of the holder of the procedure or the carrier to comply with their obligations;
- any of the elements that constitute a single means of transport are changed (for example a wagon is withdrawn).

*Article 44,
Appendix I,
Convention*

Article 305 IA

In each of those cases, the carrier must immediately inform the nearest competent customs office in the country in whose territory the means of transport is located. Following the incident, the carrier must also make the necessary entries without delay in Box 56 of the TAD and present the goods together with the TAD to the customs office. The competent authorities of that customs office then decides whether the transit operation may continue or not. If the operation can continue, the relevant office will endorse Box G, specifying the action taken.

If the seals have been broken outside of the carrier's control, the competent authority will examine the goods and the vehicle. If it decides to allow the transit operation to continue, new seals are affixed and the TAD is endorsed accordingly by the customs authority.

Goods can only be transferred from one means of transport to another subject to the permission and supervision of the competent authorities at the place where the transfer is to be made. In that case, the carrier must complete Box 55 'Transshipment' of the TAD. This may be done by hand using ink and block letters. Where appropriate, customs will endorse Box F of the TAD. Where more than two transshipments have occurred and Box F is therefore full, the carrier must enter the information required in Box 56 of the TAD.

However, if the goods are transferred from a means of transport that

is not sealed despite the entries made by the carrier, the goods and the TAD do not need to be presented at the nearest customs office and no customs endorsement will be made.

When one or more of the elements that constitute a single means of transport is changed, the goods and the means of transport do not need to be presented at the nearest customs office and the endorsement of that customs office is not necessary in the following cases:

- Where one or more carriages or wagons are withdrawn from a set of coupled railway carriages or wagons due to technical problems. In this case, the carrier may, after making the necessary entries in the TAD, continue a transit operation.
- Where only the tractor unit of a road vehicle is changed without its trailers or semi-trailers during the journey (without the goods being handled or transhipped), the carrier must enter the registration number and nationality of the new tractor unit in Box 56 of the TAD and the transit operation may continue.

Where, in the cases mentioned above, the carrier is not required to present the goods and the TAD at the customs authority in whose territory the means of transport is located, it does not have to inform the authority about such incidents.

In all the cases above, relevant entries made by the carrier and an endorsement made by the customs authorities must be recorded in the NCTS by the customs office of transit (if any) or by the customs office of destination.

Any splitting of a consignment must take place under customs control and the common/Union transit procedure must be ended. A new transit declaration must be completed for each part of the consignment.

IV.3.3.2 Formalities at the customs office of transit

This paragraph provides information on:

- the customs office of transit (Paragraph IV.3.3.2.1);
- formalities at the customs office of transit (Paragraph IV.3.3.2.2);

- change of the office of transit (Paragraph IV.3.3.2.3);
- action in the event of irregularities (Paragraph IV.3.3.2.4).

IV.3.3.2.1 The customs office of transit

*Article 3(h),
Appendix I,
Convention*

The customs office of transit is a customs office situated at a point of entry or exit into the Contracting Party. The following table describes the various possibilities for common and Union transit.

Article 1(13) IA

	Common transit	Union transit
Point of entry	- into a Contracting Party	- into the customs territory of the Union when the goods have crossed the territory of a third country in the course of a transit operation.
Point of exit	- from a Contracting Party when the goods leave the customs territory of that Contracting Party in the course of a transit operation via a frontier between that Contracting Party and a third country.	- from the customs territory of the Union when the goods leave that territory in the course of a transit operation via a frontier between a Member State and a third country other than a common transit country.

In accordance to the CTC, normally, an office of transit should be installed between IE and NI. As this is not feasible according to the Protocol on Ireland/Northern Ireland (NIP)⁸, the UK agreed⁹ to apply the office of transit functions at the external border of the island of Ireland, at IE and NI ports. No offices of transit are needed between IE and NI.

To facilitate the movement of Union goods between the different parts of the customs territory of the Union when they have to cross the territory of a third country other than a common transit country,

⁸ *OJC 384I, 12.11.2019, p. 92*

⁹ The EU and the UK have therefore concluded a Memorandum of Understanding (MoU) whereby the UK will operate the office of transit function at the external border of the Island of Ireland instead of at the border between Ireland and Northern Ireland.

Member States must undertake to establish as far as possible (local circumstances permitting) special lanes alongside their customs offices situated at the external frontier of the Union that are reserved for the control of Union goods moving under the cover of a transit declaration issued in another Member State.

The control of such goods will be limited to examination of the proof of the customs status of Union goods and if necessary the ending of the transport operation, provided the circumstances of that operation do not call for a more detailed examination.

Where the above-mentioned control does not produce any irregularities, the transport will be allowed to proceed to its destination.

Examples locating the offices of transit

Example 1: DE via BE to GB

Office of departure is situated in DE and the goods leave the EU via a ferry port in BE. The office of transit is situated in the port in GB.

Example 2: DE via FR and GB to NI

The office of departure is situated in DE and the goods leave the EU via a ferry port in FR. The first office of transit is situated in the ferry port of arrival in GB. The transit procedure continues in GB to the ferry port where the goods enter a ferry with destination NI. In the ferry port in GB when leaving GB no formalities are required. When entering a port in NI the formalities of the office of transit are applied.

Example 3: DE via NL, GB and IE to NI

The office of departure is situated in DE and the goods leave the EU via a ferry port in NL. The first office of transit is situated in the ferry port of arrival in GB. The transit procedure continues in GB to the ferry port where the goods enter a ferry with destination IE. At arrival in IE, the formalities of the office of transit are applied. The transit procedure continues in IE and the goods pass the border between IE and NI without any customs formalities. The goods are presented at the office of destination in NI.

Use of the T1 or T2 procedure for goods moving from the EU to NI?

- If Union goods are not moving via a common transit country from the EU to NI no transit procedure is needed (see also example 9).
- If Union goods are transported to NI, the T2 procedure is used.

The goods are moving as an intra-EU supply from a MS via GB to NI. At the office of destination in NI, the transit procedure will end and as the customs status of the Union goods is established at arrival by means of the T2 procedure, the customs supervision can end and a subsequent customs procedure is not required.

- If non-Union goods are transported to NI, the T1 procedure must be used. At the office of destination in NI a subsequent customs procedure is required.

Example 4: NI to GB

The office of departure is situated in NI and the goods leave NI via a ferry port. The office of transit is situated in the port in GB.

Use of the T1 or T2 procedure for goods moving from NI to GB?

- Use of the external transit procedure T1: for Non-Union goods (or for export followed by transit procedure when Article 189 DA is applicable)
- Use of the internal transit procedure T2: Union goods exported and followed by a transit procedure

Example 5: GB to NI

The office of departure is situated in GB and the goods leave GB via a ferry port. The office of transit is situated in the port in NI.

Use of the T1 or T2 procedure for goods moving from GB to NI?

- Use of the internal transit procedure T2: in case of application of Article 9 CTC in GB.
- Use of the external transit procedure T1: in all other cases.

Example 6: GB via NI to IE

The office of departure is situated in GB and the goods leave GB via a ferry port. The office of transit is situated in the port in NI. The goods pass the border between NI and IE without any further customs formalities. The goods are presented at the office of destination in IE.

Use of the T1 or T2 procedure for goods moving from GB?

- See example 5.

Example 7: GB via NL to DE

The office of departure is situated in GB and the goods leave GB via a ferry port. The office of transit is situated in the ferry port of arrival in

the EU in NL. The transit declaration and the goods are presented at the office of destination in DE.

Example 8: IE, via NI, GB, BE, FR, CH to IT

The office of departure is situated in IE. The goods pass the border between IE and NI without any customs formalities and the transit procedure continues in NI. The goods leave NI via a ferry port. The first office of transit is situated in the ferry port of arrival in GB. The transit procedure continues in GB to the ferry port where the goods enter a ferry with destination BE. At arrival in BE, the formalities of the second office of transit are applied. The transit procedure continues in the EU. The third office of transit is the first customs office in CH. The fourth office of transit is the first customs office in IT. The transit declaration and the goods are presented at the office of destination in IT.

Example 9: NI via IE to FR (and vice-versa)

The goods depart from NI and pass the border between NI and IE without any customs formalities. The goods leave IE via a ferry port. The ferry port of arrival is situated in FR. The goods are presented at the customs office in the ferry port of arrival in FR.

Use of the T1 or T2 procedure, or only proof of Union status for goods moving between the island of Ireland and the EU?

- In this example, the Union goods are not moving via a common transit country. Consequently, the T2 procedure cannot be used. If required, a proof of Union status is sufficient when the goods are presented to customs in the ferry port of arrival.
- If non-Union goods are transported between the island of Ireland and the EU, the T1 procedure must be used. At the office of destination a subsequent customs procedure is required.

IV.3.3.2.2 Formalities at the customs office of transit

*Article 43,
Appendix I,
Convention*

The TAD, including the MRN, and the goods are presented to each customs office of transit.

Article 304 IA

The customs office(s) of transit may inspect the goods if necessary. Any inspection will be carried out mainly on the basis of the particulars of a transit operation received from the customs office of departure in the form of message IE050.

CUSTOMS

The customs office of transit:

- registers the MRN;
- registers the border passage; and
- sends message IE118 to the customs office of departure.

Where the goods are subject to an export restriction, the TAD bears one of the following:

- in common transit:
 - DG0 ('Export from country subject to restriction'); or
 - DG1 ('Export from country subject to duties').
- in Union transit:
 - DG0 ('Export from EU subject to restriction'); or
 - DG1 ('Export from EU subject to duties').

IV.3.3.2.3 Change of the customs office of transit

Goods may be transported via a customs office of transit other than the declared one in the TAD.

If the goods and the TAD are presented to a customs office of transit other than the declared one and the MRN entered by the actual customs office of transit relates to a transit operation for which that customs office does not hold the relevant message IE050, the NCTS automatically requests from the customs office of departure the message 'ATR Request' (IE114) to be sent to the actual customs office of transit.

The NCTS at the customs office of departure automatically responds with the message 'ATR Response' (IE115). Once message IE115 is received, the NCTS is updated and the transit operation record is available in the 'ATR Created' state, ready for processing by customs.

The declared customs office(s) of transit not passed will automatically be informed when the transit operation has ended at the customs office of destination.

If the data of the transit operation concerned cannot be delivered for different reasons, message IE115 with 'ATR rejection reason code' and the reason for rejection (mandatory for code 4) is sent to the actual customs office of transit, which then takes the appropriate measures.

CUSTOMS

At the actual customs office of transit:

- the MRN is recorded in the NCTS;
- message IE114 is transmitted to the customs office of departure;
- the NCTS in the customs office of departure replies with message IE115, including the information from message IE050;
- the NCTS at the customs office of transit is updated and the transit operation record is available in the 'ATR Create' state, ready for processing by customs;
- the customs office of transit registers the border passage and sends message IE118 to the customs office of departure.

IV.3.3.2.4 Action in the event of major irregularities

Where a customs office of transit finds major irregularities relating to the transit operation in question, it must end the transit procedure and initiate the necessary investigations.

IV.3.4 Specific situations (pro memoria)

IV.3.5 Exceptions (pro memoria)

IV.3.6 Specific national instructions (reserved)

IV.3.7 Restricted part for customs use only

IV.3.8 Annexes

CHAPTER 4 – FORMALITIES AT THE CUSTOMS OFFICE OF DESTINATION

IV.4.1 Introduction

Chapter 4 describes the formalities at the customs office of destination.

Paragraph IV.4.2 describes the general theory and legislation.

Paragraph IV.4.3 describes the formalities at the customs office of destination, including the ending and control of the procedure.

Paragraph IV.4.4 deals with specific situations.

Paragraph IV.4.5 covers exceptions to the general rules.

Paragraph IV.4.6 is reserved for specific national rules.

Paragraph IV.4.7 is reserved for the use by customs administrations.

Paragraph IV.4.8 contains the annexes to Chapter 4.

IV.4.2 General theory and legislation

At the end of the transit operation, the goods together with the TAD and information required by the customs office of destination (e.g. receipt issued by the police in the event of an accident, receipt from the vehicle breakdown service, CMR etc.) must be presented to that customs office. This marks the end of the transit operation. The message 'Arrival advice' (IE006) is sent by the customs office of destination to the customs office of departure without delay.

The customs office of destination will check the goods on the basis of information retrieved from the NCTS, together with the TAD where relevant, record the results of the inspection and send the message 'Control results' (IE018) to the customs office of departure.

If no discrepancies are found, the customs office of departure will discharge the transit operation.

In the event of discrepancies, further measures will be necessary.

The legal sources are in :

- Articles 8 and 45-51 Appendix I to the Convention;
- Annex B10, Appendix III to the Convention;
- Articles 215, 233(1),(2) and (3) UCC ;
- Articles 306-312 IA ;
- Annex 72-03 IA.

IV.4.3 Formalities at the customs office of destination

This paragraph provides information on:

- the presentation of the goods together with the documents at the customs office of destination (Paragraph IV.4.3.1);
- control of the end of the procedure (Paragraph IV.4.3.2).

In this paragraph, we assume that no discrepancies have occurred. The steps to be taken in the event of discrepancies are outlined in Paragraph IV.4.4 of this Chapter.

Note: **The ending** of the transit procedure at the customs office of destination is not the same as **the discharge** of the transit procedure. It is the customs office of departure, on the basis of information supplied by the customs office of destination, that decides whether the transit procedure can be discharged.

IV.4.3.1 Presentation of the goods

Article 8, Appendix I to the Convention

Article 233(1) and (2) UCC

The transit procedure will end and the obligations of the holder of the procedure will be met when the goods placed under the procedure, the TAD and other required information are available at the customs office of destination in accordance with the customs legislation.

In practice, the end of the procedure means presentation of the goods, the TAD and other required information to the customs office of destination. Legally speaking, it means that the presentation is carried out in accordance with the legal provisions based on the type of procedure used, i.e. regular or simplified¹⁰. Both actions are the responsibility and the main obligation of the

¹⁰ In addition to the general definition of the end of the procedure, there is a number of specific provisions setting out the special conditions under which the procedure comes to an end or is regarded as having come to an end within the framework of procedures such as those concerning the authorised consignee and the air-sea transit and transit procedure for moving goods by fixed transport installation (for further information, see Part V).

holder of the procedure.

When the procedure ends, the holder of the procedure's obligations under the procedure also end. An event or non-compliance with the obligations after that date involves other destinations and other customs rules rather than those relating to transit. However, this does not mean that the responsibility (financial or otherwise) of the holder of the procedure cannot not be questioned after the end of the procedure, but only insofar as it relates to the previous transit operation.

*Article 8,
Appendix I,
Convention*

Article 233(3) UCC

In addition to the holder of the procedure, other persons have obligations under the transit procedure. The carrier and any person who receives the goods knowing that they were placed under the transit procedure are also responsible for presentation of the goods intact at the customs office of destination within the prescribed time limit and in compliance with the measures taken by the customs authorities to ensure their identification.

The goods, together with the TAD and other required information, must be presented at the customs office of destination. This must be done during the official opening hours of the customs office (for simplifications, see Part VI).

The goods must be presented within the time limit set by the customs office of departure. Box D of the TAD displays the time limit.

The time limit set by the customs office of departure is binding on the competent authorities of the countries whose territory is entered during a transit operation. The competent authorities, including the customs office of destination, must not alter it (for further details, see Part IV.2.3.6).

The customs office of destination uses the MRN to retrieve the data from the NCTS forwarded by message IE001.

Message IE006 is sent to the customs office of departure when the customs officer at the destination has registered the MRN in the NCTS to inform the customs office of departure that the goods have arrived. The message is transmitted on the day the goods and the TAD are presented at the customs office of destination.

Where the goods have been released for transit in the NCTS at departure, but the NCTS at destination is unavailable when the goods arrive, the customs office of destination ends the procedure on the basis on the TAD and makes the necessary entries in the NCTS when it is available again in order to discharge the transit procedure.

IV.4.3.2 Control of the end of the transit procedure

Article 47, Appendix I to the Convention After presentation of the goods, the TAD and other required information, **the customs office of destination** registers the arrival and enters the following information in the NCTS:

- Article 188 UCC*
1. MRN (the registration number of the transit operation);
 2. the date of arrival;
 3. in case of incidents during the movement of goods (for example: new seals, transshipment), all necessary information retrieved from the TAD (if not already recorded by a previous customs office).
- Articles 308-309 IA*

The customs office of destination decides whether the goods will be examined or not and retains the TAD. The examination must be carried out using the information of message IE001 received from the customs office of departure.

The customs office of destination enters the appropriate control result code into message IE018 and sends it to the customs office of departure. The customs office of destination must record the following code for the control results:

1. Code 'A1' (Satisfactory) is to be recorded where the customs office of destination carried out a physical control of the goods (full or partial), and no discrepancies were detected. In addition to a physical control of the goods, the following must be checked at least:
 - registration number of the means of transport at departure and at destination by comparing the data of the declaration with that available at destination;
 - the condition of any seals affixed.
2. Code 'A2' (Considered satisfactory) is to be recorded in the following cases:
 - where the customs office of destination carried out a documentary control only (no physical control of the goods) and no discrepancies were detected, or where it did not carry out any control. Checking the conditions of the seals affixed, without physical control of the goods, is also recorded with code 'A2' provided the seals are intact.
 - where the goods were delivered to an authorised consignee and the customs office of destination decides not to carry out

any control of the goods and/or documents, and the message 'Unloading remarks' (IE044) shows no irregularities.

It is recommended that for code 'A2', the customs office of destination sends message IE018 on the same day the goods were presented at the customs office of destination or at the latest on the following working day.

3. Code 'A5' (Discrepancies) is to be recorded in the following cases:

- (a) where minor discrepancies were detected, but did not lead to a debt.

Examples:

- missing, broken or damaged seals;
- goods delivered after the time limit has expired;
- incorrect identity/nationality of the means of transport;
- failure to make the necessary entries for incidents that occurred during the movement of goods;
- irregularity in weight without visible tampering with the goods (small weight differences by rounding off the weight).

- (b) where minor discrepancies were detected, an administrative fine is required on the basis of the national regulations.

- (c) where goods in excess were found (the same or another type) as undeclared goods and where the Union status of those goods/the status of those goods as the goods of the Contracting Party cannot be determined.

If the goods declared in a transit declaration were delivered to the customs office of destination, the fact that goods in excess were found does not prevent the customs office of departure from discharging the procedure and writing off the movement. The goods originally declared for transit may then be released. For the goods in excess, the customs office of destination will clarify the situation.

The customs office of destination should provide a detailed description of the discrepancies in message IE018. Any information entered in the free text box should be made as far as possible in a language understandable by the customs office of departure.

4. Code 'B1' (Not satisfactory) means major discrepancies that do not allow discharge of the transit procedure. The transit

operation is not written off in the NCTS and the holder of the procedure and guarantor are still liable until the case is resolved. The code should therefore only be used in duly justified cases where goods are missing (in full or in part) or similar events such as the goods presented at destination differ significantly from the description in the declaration (type and quantity).

There are two types of code B1:

- (a) Code 'B1' (Not satisfactory) with the flag 'Waiting for discrepancies resolution' is to be recorded where a shortage of goods or presentation of different goods than those declared was detected during the physical or documentary customs control and the customs office of destination suspects that it might have been caused by an error or negligence at the place of departure.

The customs office of destination must:

- ask the customs office of departure to investigate, in particular by examining any documents produced by the holder of the procedure/declarant and by comparing them with the data of the declaration; and
- not release the goods from transit.

The transit operation is set to 'Waiting for discrepancies resolution'. The process is suspended at the customs office of departure until the irregularities have been clarified.

Once the case has been resolved, the customs office of departure informs the customs office of destination by sending the message 'Notification resolution of differences' (IE020) with the code '1'.

The goods will then be released from transit and the operation will be finally discharged, with the customs office of departure writing it off in the NCTS.

If the case is not resolved, the customs office of departure informs the customs office of destination by sending the message 'Notification resolution of differences' (IE020) with the code '0'. After receiving the message or where no message was received within 6 calendar days from the day message IE018 with the flag was sent, the customs office of destination will start its own investigation in order to resolve the case¹¹.

Articles 112 and 114(1), Appendix I to the Convention

Articles 79, 87(1) and 87(4) and 124 (1)(g) and (h) UCC

Article 103I DA

¹¹ If the customs office of departure is in the following countries: BG, CH, CZ, ES, MK and RS, please use that code as indicated. In other countries, the procedure is different, and irrespective of the code indicated in message IE020, the operation is automatically written off in the system. It means that further

- (b) Code 'B1' (Not satisfactory) without the flag 'Waiting for discrepancies resolution' is to be recorded where a shortage of goods or presentation of different goods was detected during a physical or documentary customs control and the customs office of destination does not suspect that it might be caused by an error or negligence at the place of departure.

The customs office of destination starts its own investigation in order to resolve the case.

As regards a debt referred to in points 3 (goods in excess), 4(a) and 4(b), there are two options:

- a debt is incurred in accordance with Article 79 of the Code/Article 112(1)(b) Appendix I to the Convention (non-compliance with a condition governing the placing of the goods under the Union transit or common transit procedures; removal of the goods from the customs supervision) and has to be paid;
- a debt was incurred but was extinguished in accordance with Article 124(1)(g) and (h) of the Code and Article 103I DA/Article 112(2) Appendix I to the Convention.

Extinguishment of a debt takes place where:

- ✓ the removal of the goods from the transit procedure or non-compliance with the conditions governing the placing of the goods under the transit procedure or the use of the transit procedure results from the total destruction or irretrievable loss of those goods as a result of the actual nature of the goods, unforeseeable circumstances or *force majeure*, or following instruction by the customs authority;
- ✓ the failure that led to incurrence of that debt has no significant effect on the correct operation of the transit procedure and does not constitute an attempt at deception, and all formalities necessary to regularise the situation of the goods have subsequently been carried out.

Article 103 DA specifies that one of the cases where such failure occurs is where customs supervision has been subsequently

processing is carried out outside the NCTS. For those other countries, it is therefore recommended to use the code 'B1' with the flag only when the customs office of destination is fully convinced that a shortage of goods or presentation of different goods than those declared have been caused by an error or negligence at the place of departure and will need to be dealt with at the customs office of departure.

restored for goods that are not covered by a transit declaration, but were previously in temporary storage or were placed under a special procedure together with goods formally placed under that transit procedure¹².

For further details, see Part VIII.2.3.2.

In both cases (debt extinguished or not), the customs office of destination will continue its investigation and follows the provisions of Article 87(1) of the Code/Article 114(1), Appendix I to the Convention in order to determine the customs authority competent for recovering the debt or possibly for taking a decision on extinguishing the debt. For further details, see Parts VIII.2.1, VIII.2.2, VIII.2.3 and VIII.3.2.

Where the customs office of destination is assumed to be competent for recovery, it should request this responsibility to be transferred from the customs office of departure by sending message IE150 (Recovery request). For further details, see Parts VIII.3.3.3, VIII.3.3.4 and VIII.3.3.5.

After the debt has been collected, if the customs office responsible for recovery is not the customs office of departure, it must inform the customs office of departure about such recovery by sending message IE152 (Recovery Dispatch Notification).

Where the customs debt is less than EUR 10 000, the debt is deemed to have been incurred in the Member State where the finding was made, meaning that the customs office of destination is responsible for recovery (Article 87(4) of the Code)¹³. However, messages IE150/151 still need to be exchanged to allow the customs office of destination to start the recovery procedure. Once recovery is completed, the customs office of destination sends message IE152 to the customs office of departure. For further details, see Part VIII.3.3.5.

In cases referred to in points 1, 3 and 4 above, the customs office of destination must send message IE018 at the latest:

- on the third day following the day the goods were presented at the customs office of destination or at another place (in exceptional cases, e.g. a series of public holidays, this time limit may be extended by up to 6 days);
- on the sixth day following the day the goods were received by an authorised consignee.

¹² Union transit procedure only.

¹³ Union transit procedure only.

IV.4.4 Specific situations

This paragraph provides information on specific situations in the transit procedure at the customs office of destination. These specific situations are:

- issuing a receipt (Paragraph IV.4.4.1);
- issuing alternative proof (Paragraph IV.4.4.2);
- presentation of the goods and documents outside the appointed days and hours and at a place other than the customs office of destination (Paragraph IV.4.4.3);
- irregularities (Paragraph IV.4.4.4);
- change of customs office of destination (Paragraph IV.4.4.5).

IV.4.4.1 Issuing a receipt

Upon request by the person presenting the goods and the TAD at the customs office of destination, the office must issue a receipt (TC11). However, the receipt cannot be used as alternative proof of the ending of the procedure.

*Article 46
Appendix I,
Convention*

Article 306(5) IA

The receipt has two important functions. First, it informs the holder of the procedure that the carrier delivered the goods and the documents to the customs office of destination. Second, the receipt plays an important role if an enquiry is initiated because the customs office of departure has not received the message (IE006). In such cases, the holder of the procedure is able to provide the customs office of departure with the receipt indicating to which customs office the goods and documents were presented. This makes the enquiry procedure much more efficient.

*Annex B10,
Appendix III,
Convention*

Annex 72-03 IA

The form of the receipt must conform to the specimen TC11 in Appendix III, Annex B10 to the Convention/Annex 72-03 IA.

The person requesting the receipt must complete it before handing it to a customs officer at the customs office of destination for endorsement.

TRADE

The person requesting a receipt at the customs office of destination will complete the

form TC11 in a legible way by entering:

- the place, name and reference number of the customs office of destination;
- the status of the goods as specified in the related TAD (T1, T2, T2F);
- the MRN;
- the place, name and reference number of the customs office of departure;
- the place.

In addition, the receipt may contain other information relating to the goods. The holder of the procedure may for instance want to show the address where the carrier of the goods will return the receipt after endorsement by customs. The customs office of destination is not required to return the receipt by post; however, this can be done if necessary. Normally the holder of the procedure requests the carrier to return the receipt to him.

The return address may be entered on the back of the receipt.

CUSTOMS

The customs office of destination will do the following when a receipt is requested:

- check whether the correct form has been used (TC11);
- check that it is legible;
- check that it has been completed correctly;
- check whether there are any circumstances that prevent the receipt from being issued;
- if all is correct, issue the receipt to the person who requested it.

IV.4.4.2 Issuing alternative proof

*Article 45(4),
Appendix I,
Convention*

Article 308(2) IA

The holder of the procedure may request customs to provide alternative proof on the copy of the TAD that the transit procedure has ended correctly and no irregularity has been detected. This may be done when the goods and the TAD are presented at the customs office of destination.

Note: Part VII, paragraph 3.3.1 contains detailed information on the acceptance of alternative proof by the customs office of departure is in.

TRADE

To obtain alternative proof as foreseen in Article 45(4) Appendix I to the Convention/Article 308 IA, a copy of the TAD and LoI (where appropriate) may be

presented to the customs office of destination for endorsement.

The copy, which can be a photocopy, must be:

- marked with the word ‘copy’;
- carry the stamp of the customs office of destination, the official’s signature, the date and the following text: ‘Alternative proof – 99202’.

Annex 8.3 contains the endorsement ‘alternative proof’ in all language versions.

CUSTOMS

The TAD and LoI (where appropriate) must be endorsed by the customs office of destination. This may include an endorsement applied by a computer system, but it must be clear to the customs of the country of departure that the endorsement is an original.

The customs office of destination will endorse the alternative proof if no irregularity is found. The stamp, the official’s signature and the date is entered on the TAD.

The person presenting the alternative proof with the goods and the TAD is deemed to be the representative of the holder of the procedure. The customs office of destination will hand over the endorsed copy of the TAD to this person.

IV.4.4.3 Presentation of the goods and the documents outside the appointed days and hours and at a place other than the customs office of destination

*Article 45(1),
Appendix I,
Convention*

Generally speaking, goods, the TAD and required information must be presented:

- at the customs office of destination, and
- during the appointed days and hours of opening.

Article 306(1) IA

However, the customs office may, at the request of the holder of the procedure or other person presenting the goods, allow the presentation to take place outside the official opening hours or at any other place.

IV.4.4.4 Irregularities

IV.4.4.4.1 Irregularities concerning seals

Only goods that have been sealed will be released for the common/Union transit procedure. The customs office of destination will check whether the seals are still intact. If the seals have been tampered with, the customs office of destination will indicate this information in message IE018, which it sends to the customs office

of departure.

CUSTOMS

The customs office of destination will check the condition of the seals and record the results in the NCTS. If the seals are missing, are in poor condition, or if there is evidence that they have been tampered with, it is highly recommended that customs examine the goods and enter the findings in the NCTS.

IV.4.4.4.2 Other irregularities

The customs office of destination will identify in the NCTS the irregularity that it has found in order to inform the customs office of departure. That office will use the findings presented to assess the irregularity and determine the appropriate measures to take.

The customs office of destination may discover a difference between the goods declared in the NCTS and the goods actually presented at that customs office. Each case should be treated individually as an error may have occurred at departure.

CUSTOMS

The customs office of destination will:

- register the MRN; and
- indicate any irregularities in the message (IE018).

IV.4.4.5 Change of the customs office of destination/diversion

*Article 47(2),
Appendix I to the
Convention,*

*Articles 306(4) and
307(2) IA*

A transit operation may end at a customs office other than the one declared in the transit declaration. That office will then be considered to be the customs office of destination.

As the NCTS will show that the actual customs office of destination has not received message IE001 for the MRN presented, that customs office must send the message ‘Anticipated arrival record request’ (IE002).

Where the customs office of departure finds the operation via the MRN, it must send the message ‘Anticipated arrival record response’ (IE003). The customs office of destination accepts the change of office and sends message IE006 to the customs office of departure.

Where the customs office of departure does not find the operation via the MRN, it must include in message IE003 the reasons (coded 1 to 4) why message IE001 cannot be sent. The NCTS rejects the arrival and notifies the economic operator at destination with the message 'Anticipated arrival record rejected notification' (IE021). The reasons for rejection can be:

1. the goods and TAD already arrived at another customs office of destination;
2. the operation was cancelled by the customs office of departure;
3. the MRN is unknown (either due to technical reasons or due to irregularities); or
4. other reasons.

There are three possible situations:

1. The new customs office of destination is in the same Contracting Party/Member State as the one entered in the transit declaration:

CUSTOMS

The customs office of destination will:

- register the MRN;
- request information on the declaration from the customs office of departure on the basis of the MRN by sending message IE002;
- send message IE006 to the customs office of departure;
- check the time limit, the state of any seals (if affixed) and the itinerary (if indicated);
- decide on the level of control required;
- having obtained a positive result from the check, register the control result in the NCTS;
- send message IE018 to the customs office of departure.

After the customs office of departure has received message IE006, it will inform the declared customs office of destination and the declared (but not used) customs office(s) of transit that the transit operation has ended by sending the message 'Forwarded arrival advice' (IE024).

2. The new customs office of destination is in a different Contracting Party/Member State than the one entered in the transit declaration:

CUSTOMS

The customs office of destination will:

- register the MRN;
- request information on the declaration from the customs office of departure on the basis of the MRN by sending message IE002;
- send message IE006 to the customs office of departure;
- check the time limit, the state of any seals (if affixed) and the itinerary (if indicated);
- decide the level of control required;
- having obtained a positive result from the check, register the control result in the NCTS;
- send message IE018 to the customs office of departure.

After the customs office of departure has received message IE006, it will inform the declared customs office of destination and the declared (but not used) customs office(s) of transit that the transit operation has ended by sending the message 'Forwarded arrival advice' (IE024).

3. The new customs office of destination is in a different Contracting Party/Member State from the one entered in the TAD, which bears one of the following:

- in common transit:

- DG0 ('Export from country subject to restriction')
- or
- DG1 ('Export from country subject to duties').

- in Union transit:

- DG0 ('Export from EU subject to restriction')
- or
- DG1 ('Export from EU subject to duties').

CUSTOMS

The customs office of destination will:

- register the MRN;
- request information on the declaration from the customs office of departure on the basis of the MRN by sending message IE002;
- keep the goods under customs control and decide whether to:
 - allow their removal to the Contracting Party/Member State having jurisdiction over the customs office of departure; or
 - refuse their removal until a specific written authorisation for their release has been received from the customs office of departure.

IV.4.5 Presentation of the goods and TAD after expiry of time limit

Article 45(2)
Appendix I to the

Where the presentation of the goods and the TAD has taken place

Convention

Article 306(3) IA

after the time limit set by the customs office of departure has expired, the holder of the procedure or the carrier will be deemed to have complied with the time limit if they prove to the satisfaction of the customs office of destination that the delay is not attributable to them.

The following are examples of proof of unforeseen circumstances that cause the time limit to expire, but for which blame cannot be attributed to the holder of the procedure or to the carrier:

- receipt issued by the police (for instance due to an accident or theft);
- receipt issued by the health service (for instance due to medical care);
- receipt from the vehicle breakdown service (for instance due to a vehicle repair);
- any proof of delay due to a strike, adverse weather conditions or any other unforeseen circumstances.

However, it is up to the customs office of destination to decide on the validity of the proof.

IV.4.6 Specific national instructions (reserved)

IV.4.7 Restricted part for customs use only

IV.4.8 Annexes

IV.4.8.1 Structured messages and data content for information exchange

This Annex has been deleted as it is no longer relevant.

IV.4.8.2 Country codes

IV.4.8.3 Package codes

CHAPTER 5 – ANDORRA, SAN MARINO AND NON-FISCAL TERRITORIES

IV.5.1 Introduction

The previous chapters described the standard transit procedure. Chapter 5 describes the specific transit arrangements that exist between:

- the European Union and Andorra (Paragraph IV.5.2);
- the European Union and San Marino (Paragraph IV.5.3);
- the European Union and its special fiscal territories (Paragraph IV.5.4).

Paragraph IV.5.5 covers exceptions.

Paragraph IV.5.6 is reserved for specific national instructions.

Paragraph IV.5.7 is reserved for customs use only.

The Annexes are listed in Paragraph IV.5.8.

IV.5.2 Andorra

This paragraph provides information on:

- background and legislation (IV.5.2.1);
- formalities (IV.5.2.2);

IV.5.2.1 Background and legislation

In 1990, the European Economic Community and Andorra concluded a customs union by signing an agreement in the form of an Exchange of Letters¹⁴. The customs union applies to trade in goods falling within Chapters 25-97 of the Harmonised System (HS).

14 Agreement in the form of an Exchange of Letters between the European Economic Community and the Principality of Andorra signed on 28 June 1990, O.J. L 374, 31.12.1990, p. 14.

Decision No 1/96 of the EC-Andorra Joint Committee¹⁵ extended the Community transit procedure as laid down in the Community Customs Code (CCC) and its implementing provisions (IPC) to trade falling within the scope of the customs union. The decision was subsequently replaced by Decision No 1/2003 of the EC-Andorra Joint Committee¹⁶. On 1 May 2016, the Union transit procedure replaced the Community transit procedure as the Union Customs Code and its delegated and implementing acts are successors of the CCC and IPC.

IV.5.2.2 Formalities

IV.5.2.2.1 Goods falling within Chapters 1-24 HS

The export and import of goods falling within these Chapters with Andorra as destination or origin are treated as third-country exports or imports.

A customs declaration is therefore presented, with the abbreviation EX for export and IM for import in Box 1.

Examples¹⁷:

a) Export of Union goods with destination Andorra

- agricultural products with an export refund

Presentation of export declaration EX1 (at the customs office in the Member State of export). The export accompanying document (EAD) must be presented to the customs office of exit from the Union (French or Spanish office).

- agricultural products without an export refund

Presentation of export declaration EX1 (at the customs office in the Member State of export). The EAD must be presented to the

15 Decision No 1/96 of the EC-Andorra Joint Committee of 1 July 1996 concerning certain methods of administrative cooperation for implementation of the Agreement in the form of an Exchange of Letters between the EEC and the Principality of Andorra and the transit of goods between these two, O.J. L 184, 24.7.1996, p. 39.

16 Decision No 1/2003 of the EC-Andorra Joint Committee of 3 September 2003 on the laws, regulations and administrative provisions necessary for the proper functioning of the Customs Union, O.J. L 253, 7.10.2003, p. 3.

17 The examples are for transport by road.

customs office of exit from the Union (French or Spanish office).

- excise goods for which an electronic administrative document (e-AD) has been issued that accompanies the goods to the border

Presentation of export declaration EX1 (at the customs office in the Member State of export). The EAD and the e-AD must be presented to the customs office of exit from the Union (French or Spanish office).

- agricultural products with export refund and subject to excise duty for which an e-AD has been issued that accompanies the goods to the border

Presentation of export declaration EX1 (at the customs office in the Member State of export). The EAD and the e-AD must be presented to the customs office of exit from the Union (French or Spanish office).

b) Import into the Union customs territory of agricultural goods coming from Andorra

At the customs office of entry in the Union, the goods are placed under a customs procedure such as release for free circulation or external Union transit procedure (T1) where the customs office of destination is situated in the Union.

Note: Goods originating in Andorra, as defined by the customs union agreement, are exempt from Union import duties provided the goods are imported under cover of a EUR.1 movement certificate or an exporter's invoice declaration (Title II of the customs union agreement).

c) Transit through the Union customs territory with destination Andorra

A transit declaration for the external Union transit procedure (T1) is presented at the point of entry into the Union (for example Belgium) in order to forward third country goods to Andorra.

d) Transit between two points in the Union via Andorra

The Union transit procedure does not cover the passage through Andorra, for which a separate (Andorran) procedure is required.

The Union transit procedure is considered to be suspended in the territory of Andorra provided that the passage through Andorra is

effected under cover of a single transport document.

Where there is no single transport document to cover the passage through Andorra, the Union transit procedure is ended at the point of exit from the Union, before entry into Andorra.

IV.5.2.2.2 Goods falling within Chapters 25-97 HS

Decision No 1/2003 provides the basis for applying with the necessary modifications (*mutatis mutandis*) the Community transit procedure laid down in the CCC and IPC to trade between the Community and Andorra in goods falling within Chapters 25-97 HS. On 1 May 2016, the Community transit procedure was replaced by the Union transit procedure specified in the Union Customs Code and its delegated and implementing acts, which are successors of the CCC and IPC.

Customs formalities need to be completed in trade between the Member States of the Union and Andorra in a manner similar to the situation that existed before the establishment, in 1993, of the single market. A customs declaration is therefore presented, with Box 1 containing the abbreviation EX for export and IM for import.

In this context, a distinction is made between the following cases:

- goods in free circulation, as defined by the customs union agreement, move under the internal Union transit procedure (T2) or are transported with proof of the customs status of Union goods;
- goods not in free circulation move under the external Union transit procedure (T1) – see example b) in Paragraph 2.2.1;
- the specific case of products referred to in Regulation 3448/93¹⁸ move under the external Union transit procedure (T1) – see example c).

The guarantee provided for under the Union transit procedure must be valid for both the Union and Andorra. In the guarantor's

18 Council Regulation (EEC) No 3448/93 of 6 December 1993 laying down the trade arrangements applicable to certain goods resulting from the processing of agricultural products, OJ L 318, 20.12.1993 p. 18. Examples of products concerned are: mannitol, sorbitol, casein, caseinates and other casein derivatives, dextrins and dextrin glues, starches or starch glues, prepared glazings and dressings with a basis of amylaceous substances.

undertakings and guarantee certificates, the words ‘Principality of Andorra’ must not be deleted.

Examples:

a) Dispatch of goods in free circulation (other than those covered by Regulation 3448/93) from the Union to Andorra and vice versa

- the dispatch formalities are completed at an office situated in a Member State/Andorra: export declaration EX1 and a declaration for an internal Union transit procedure (T2) are issued; or
- the dispatch formalities are completed at the EU/Andorra border: the goods circulate freely to the border, where export declaration EX1 is issued provided proof of the customs status of Union goods is presented.

However, it should be noted that the border customs office that serves as the customs office of exit may refuse to place the goods under the transit procedure if that procedure is to end at the neighbouring border customs office.

b) Dispatch of goods not in free circulation (other than those covered by Regulation 3448/93) from the Union to Andorra and vice versa

Goods that are not in free circulation are transported under cover of an external Union transit procedure (T1) to the customs office of destination in Andorra or the Union.

c) Specific case of goods referred to in Regulation 3448/93

The procedures described above apply subject to the following:

- Processed agricultural Union goods dispatched from the Union to Andorra and benefiting from an export refund

Export declaration EX1 and a declaration for an external Union transit procedure (T1) are issued.

- Processed agricultural products in free circulation in Andorra and dispatched to the Union

These products move under the external Union transit procedure (T1).

As the Union customs authorities are required to charge the

variable component, the TAD of the declaration for an external transit procedure (T1) is to be endorsed with the following phrase, underlined in red: *‘Charge agricultural component only – EEC-Andorra Agreement’*.

Other transit procedures

The common transit procedure is not applicable to trade with Andorra.

Andorra is not a Contracting Party to the TIR Convention.

Summary table of selected procedures (transit, export, import)		
Goods of 01-24 HS		
	Goods coming from the EU	Goods coming from Andorra
With export refund	EX1	
Without export refund	EX1 or T1 ¹⁹	
Excise goods	EX1 + e-AD	
Excise goods with export refund	EX1 + e-AD	
All goods		IM4 ²⁰ (+ EUR.1) (for release for free circulation), or T1

Goods of 25-97 HS (other than the products mentioned in Regulation 3448/93)		
	Goods coming from the EU	Goods coming from Andorra
Goods in free circulation	EX1 + T2 (T2F) (at the internal office) or T2L, T2LF or the document having equivalent effect + EX1 (at the border)	EX1 + T2 (T2F) (at the internal office) or T2L, T2LF or the document having equivalent effect + EX1 (at the border)
Goods not in free circulation	T1	T1 (transit) or ‘IM4’ (release for free circulation)

¹⁹ Situation of transit of non-Union goods through the customs territory of the Union.

²⁰ The release for free circulation is carried out by the customs office of entry into the Union.

Agricultural products mentioned in Regulation 3448/93		
	Goods coming from the EU	Goods coming from Andorra
With export refund	EX1 + T1	
In free circulation		T1 + phrase 'Charge agricultural component only – EEC-Andorra Agreement'

IV.5.3 San Marino

This paragraph provides information on:

- background and legislation (IV.5.3.1);
- formalities (IV.5.3.2).

IV.5.3.1 Background and legislation

In 1992, the EC and San Marino concluded an interim agreement on a trade and customs union²¹. It was replaced by the agreement on cooperation and customs union²², which entered into force on 1 April 2002. The customs union applies to goods falling within Chapters 1-97 of the Common Customs Tariff (CCT).

Decision No 4/92 of the EEC-San Marino Cooperation Committee²³ determined the provisions for the movement of goods between the Community and San Marino. The decision applied from 1 April 1993 and was amended by Decision No 1/2002²⁴, which took effect on 23 March 2002.

Decision No 1/2010²⁵ of the EU-San Marino Cooperation Committee contains the updated list of Italian customs offices that may carry out customs formalities of goods destined for San Marino.

IV.5.3.2 Formalities

Decision No 4/92, as amended, coordinates the methods of administrative cooperation between San Marino and the EU in

21 Interim agreement on trade and customs union between the European Economic Community and the Republic of San Marino, OJ L 359, 9.12.1992, p. 14.

22 Agreement on cooperation and customs union between the European Economic Community and the Republic of San Marino, OJ L 84, 28.3.2002, p. 43.

23 Decision No 4/92 of the EEC-San Marino Co-operation Committee of 22 December 1992 concerning certain methods of administrative co-operation for implementation of the Interim Agreement and the procedure for forwarding goods to the Republic of San Marino, OJ L 42, 19.2.1993, p. 34.

24 Decision No 1/2002 amending Decision No 4/92 of the EEC-San Marino Co-operation Committee of 22 December 1992 concerning certain methods of administrative co-operation for implementation of the Interim Agreement and the procedure for forwarding goods to the Republic of San Marino, OJ L 99, 16.4.2002, p. 23.

25 Decision No 1/2010 of the EU-San Marino Cooperation Committee of 29 March 2010, establishing various implementing measures for the Agreement on Cooperation and Customs Union between the European Economic Community and the Republic of San Marino, OJ L156, 23.6.2010. p. 13.

applying the rules of the Community transit procedure, which was replaced on 1 May 2016 by the Union transit procedure (UCC and UCC-related acts are successors of the CCC and IPC).

The following rules apply to the movement of goods falling within the scope of the EU-San Marino customs union (Chapters 1-97 CCT with the exception of ‘ECSC products’):

1. Goods moving from designated Union customs offices in Italy to San Marino

Goods moving under an external transit procedure (T1) with destination in San Marino must be released for free circulation at one of the designated Union customs offices in Italy²⁶.

At a designated customs office, a T2-SM (internal transit procedure) is started, or a T2L-SM²⁷ (customs status of Union goods) document is issued to cover their onward movement to San Marino. The competent authorities of San Marino must either end the T2-SM internal transit procedure in the NCTS or stamp a copy of the T2L-SM document and return it to the customs office of departure in Italy (i.e. one of the designated Union customs offices listed in Decision No 1/2010).

2. Goods moving from the Union²⁸ to San Marino

Proof that the goods are in free circulation within the Union must be submitted to the competent authorities of San Marino. This proof may take the form of the TAD (T2 or T2F), the original proof of customs status of Union goods (T2L or T2LF) or a document having equivalent effect (in particular the e-AD document referred to in Commission Regulation (EC) No 684/2009).

3. Goods moving from San Marino to the Union (except Italy²⁹)

Goods transported from San Marino to the Union must be moved either under the internal transit procedure (T2 or T2F) started by the competent authorities of San Marino (the customs office of

26 The customs offices are listed in Decision No 1/2010, OJ L 156, 23.6.2010. They are: Ancona, Bologna, Forlì, Genoa, Gioia Tauro, La Spezia, Livorno, Ravenna, Rimini, Rome, Orio Al Serio, Milan, Taranto, Trieste and Venice.

27 The T2L-SM document is issued in triplicate with an endorsement on each copy with one of the following phrases: Rilasciato in tre esemplari – Délivré en trois exemplaires. The original and a copy of the T2L-SM document are delivered to the person concerned and the second copy is retained at the office of departure.

28 Exchanges between Italy and San Marino are carried out under a fiscal (VAT) regime.

29 Idem.

destination is situated in the Union), with proof of the customs status of Union goods (T2L or T2LF) or with a document having equivalent effect. The TAD, the T2L or T2LF, or the document having equivalent effect must be presented to the customs office of import in the Union in order to prove that the goods are in free circulation in San Marino.

If the goods that are to be forwarded to the Union were previously brought into San Marino under the cover of a T2F, T2LF or a document having equivalent effect (in particular the e-AD document referred to in Commission Regulation (EC) No 684/2009), the San Marino authorities must include a reference to the document that accompanied the goods at the time of their arrival in San Marino.

The words ‘Republic of San Marino’ must not be deleted on guarantor’s undertakings and guarantee certificates.

Note: ‘ECSC products’ are outside the scope of the customs union. As a result, they are treated as goods not in free circulation when they arrive in the Union.

4. Other transit procedures

The common transit procedure is not applicable to trade with San Marino.

San Marino is not a Contracting Party to the TIR convention.

IV.5.4 Special fiscal territories

This paragraph provides information on:

- background and legal basis (IV.5.4.1);
- internal Union transit procedure (IV.5.4.2);
- customs status documents (IV.5.4.3).

IV.5.4.1 Background and legislation

*Article 1 point 35
IA*

*Directive
2006/112/EC,*

The special fiscal territories means a part of the customs territory of the Union where the provisions of Council Directive 2006/112/EC on the common system of value added tax or Council Directive 2008/118/EC concerning the general arrangements for excise duty and repealing Directive 92/12/EEC do not apply.

The following territories are the special fiscal territories:

- The Channel Islands;
- The Canary Islands;
- The following French Overseas Departments: Guadeloupe, Martinique, Mayotte, French Guiana and Réunion;
- Mount Athos;
- The Åland Islands.

In order to ensure that fiscal charges (VAT and excise duties) are controlled and accounted for, Union goods moving to, from or between the non-fiscal territories are subject to the following formalities:

- Where Union goods are moved from a special fiscal territory to another part of the customs territory of the Union that is not a special fiscal territory, and where that movement ends at a place situated outside the Member State where they entered that part of the customs territory of the Union, those Union goods must be moved under an internal Union transit procedure.

Article 188 DA

Examples:

1) The goods entered the Union in France, then were moved from France to the Canary Islands and later brought into Spain. The goods movement between the Canary Islands and Spain must be provided by the internal Union transit procedure.

2. For Union goods moved from Åland Islands to Sweden by vessel, the internal Union transit procedure (T2F) does not need to be applied since the goods are moved from a special fiscal territory directly to a Member State, where they will stay. However, if the same goods are transported further by road to Denmark, which is another part of the customs territory of the Union, the internal Union transit procedure (T2F) is applied.

- However, in other situations (e.g. the goods entered the Union in France, where they were released for free circulation, were later moved to the Canary Islands and were finally brought again to France, or the Union goods from Sweden were moved directly to the Åland Islands) the internal transit procedure (T2F) is an option. The goods may also be moved on the basis of proof of the customs

status of Union goods.

IV.5.4.2 Internal Union transit procedure

Articles 47, 50, 52 and 53 TDA The internal Union transit procedure for movements covered by Article 188 DA is known as the T2F procedure and applies as follows:

- Transit declaration:

Enter code T2F in Box 1 of the transit declaration.

- Airline or shipping company (paper-based transit declaration for goods carried by air and sea):

Enter code T2F on the relevant manifest.

- Airline or shipping company (electronic transport document/ETD as a transit declaration for using the transit procedure for goods carried by air and sea):

Enter code T2F for the Union goods in question.

IV.5.5 Exceptions (pro memoria)

IV.5.6 Specific national instructions (reserved)

IV.5.7 Restricted part for customs use only

IV.5.8 Annexes (pro memoria)

PART V – BUSINESS CONTINUITY PROCEDURE FOR COMMON/UNION TRANSIT

CHAPTER 1 – INTRODUCTION

The business continuity procedure described in this part governs situations where the IT system of either customs or the trader is unavailable.

The use of a business continuity procedure is subject to a number of **important general rules**:

- Transit operations in the NCTS and in a business continuity procedure should be regarded as clearly different procedures. This means that all movements initiated and successfully released in the NCTS must also be ended in the NCTS, and all movements started under a business continuity procedure must be ended in accordance with the provisions governing the use of that procedure.
- Where the decision to revert to a business continuity procedure is taken, it is important to ensure the cancellation of any declaration that has been entered in the NCTS but which has not been processed further due to failure of the IT system.

V.1.1 General theory and legislation

The legal sources are in:

- Article 26, Appendix I to the Convention;
- Article 6(3)(b) UCC;
- Article 291 IA;
- Annex II, Appendix I to the Convention;
- Annex 72-04 IA.

V.1.2 Transit declaration for a business continuity procedure

The business continuity procedure is based on paper documents being used as transit declarations.

V.1.3 Stamp for a business continuity procedure

The paper-based transit declaration used for a business continuity procedure must be recognisable by all parties involved in the transit operation in order to avoid problems at the customs office(s) of transit and at the customs office of destination.

To this end, the fact that a business continuity procedure is being used must be indicated on the copies of the paper-based transit declaration with a stamp (dimensions: 26 x 59 mm) in Box A of the SAD or in the MRN box on the TAD. The stamp may be pre-printed on the SAD or the TAD.

- The document must be stamped either by the customs office of departure, where the standard procedure is used, or by the authorised consignor, where the simplified procedure is used.
- See Annex V.1.8.1. for the business continuity stamps in the different languages.

Please note that both types of stamps are acceptable – the old stamp introduced by Council Regulation (EEC) No 2913/92 establishing the Community Customs Code, and the new stamp introduced by the UCC. The old stamps may be used until stocks run out.

V.1.4 Temporary failure of the NCTS at the customs office of departure

It is the responsibility of each national administration to set out the exact conditions under which the competent authority reverts to business continuity procedure. These conditions must, however, be fixed in advance and be communicated/made available to the economic operators.

V.1.5 Temporary failure of the computerised system used by the holder of the procedure

The following cases are covered by this paragraph:

- the computerised system of the holder of the procedure is unavailable;
- the electronic connection between the computerised system used by the holder of the procedure and the NCTS is unavailable.

Any recourse to business continuity procedure must be approved in advance by the customs authorities. In order to obtain this approval, the holder of the procedure, whether using the standard or the simplified procedure, must notify customs by fax, email or other

means of the reason for, and the start time of, the business continuity procedure.

When the customs authorities are satisfied that the connection is genuinely unavailable, they will communicate to the holder of the procedure their approval to use the business continuity procedure. In addition, they may request proof or proceed to controls. However, customs authorities will refuse their approval in cases of systematic announcements of unavailability by the same holder of the procedure.

The customs authority will monitor the use of business continuity procedure in order to avoid its misuse.

If an authorised consignor makes more than 2% of his/her yearly declarations under business continuity procedure due to the failure of the computerised system or the electronic connection between the computerised system and the NCTS, the authorisation will be reviewed in order to assess if the conditions for the business continuity procedure are still met.

V.1.6 Procedures

V.1.6.1 Departure – standard procedure

In the standard procedure, the holder of the procedure must complete a paper-based transit declaration and present it together with the goods at the customs office of departure.

For further details see V.2 and V.3.

The transit operation must be ended and discharged on the basis of the paper declaration.

CUSTOMS

Where the decision to revert to a business continuity procedure is taken, it is important to ensure that any declaration entered in the NCTS but not processed further due to system failure **is invalidated**. The trader is obliged to provide information to the competent authorities each time he/she submits a declaration in the system but subsequently reverts to a business continuity procedure.

In such cases, any transit data with an LRN or MRN allocated to the transit operation must be withdrawn from the NCTS.

V.1.6.2 Departure – authorised consignor

The customs authorities' approval of the decision to revert to a business continuity procedure can be notified by the method agreed in advance between the authorised consignor and those authorities.

The holder of the procedure must complete a paper-based transit declaration.

For further details see VI.3.3.3.2.

When the computerised system of the authorised consignor is available again, that person must inform the customs authorities, and, if relevant, communicate details of the paper documents used.

V.1.6.3 Destination – standard procedure

Where goods have been released for transit in the NCTS at the customs office of departure, but the system at the customs office of destination is unavailable upon arrival of goods, the customs office of destination must end the procedure on the basis of the TAD and makes the necessary entries in the NCTS when it is available again. This enables the customs office of departure to discharge the procedure.

Provided that no irregularity has been found, the customs office of destination must furnish the holder of the procedure or the carrier with alternative proof that the procedure has ended. For further details see V.6.4.2.

V.1.6.4 Destination – authorised consignee

If the NCTS at the destination fails, authorised consignees will follow the procedures for the authorised consignee as laid down in Part VI.

V.1.7 Specific national instructions (reserved)

V.1.8 Restricted part for customs use only

V.1.9 Annexes

V.1.9.1 Stamp used for business continuity procedure

A) The stamp used before and after 1 May 2016 (until stocks run out)

BG:	NCTS АВАРИЙНА ПРОЦЕДУРА <i>НЯМА НАЛИЧНИ ДАННИ В СИСТЕМАТА</i> <i>ЗАПОЧНАТА НА</i> _____ <i>(Дата/час)</i>
CH:	NCTS FALLBACK PROCEDURE <i>NO DATA AVAILABLE IN THE SYSTEM</i> <i>INITIATED ON</i> _____ <i>(Date/hour)</i>
CS:	NCTS HAVARIJNÍ POSTUP <i>DATA NEJSOU V SYSTÉMU</i> <i>ZAHÁJEN DNE</i> _____ <i>(Datum/hodina)</i>
DA:	NCTS NØDPROCEDURE <i>INGEN DATA TILGÆNGELIGE I SYSTEMET</i> <i>PÅBEGYNDT DEN</i> _____ <i>(Dato/klokkeslæt)</i>
DE:	NCTS NOTFALLVERFAHREN <i>KEINE DATEN IM SYSTEM VERFÜGBAR</i> <i>Begonnen am</i> _____ <i>(Datum/Uhrzeit)</i> Ticket-Nr: _____
EE:	NCTS ASENDUSTOIMING Süsteemi andmed ei ole kättesaadavad Algatatud _____ <i>(Kuup/kellaaeg)</i>
EL:	ΕΚΤΑΚΤΗ ΔΙΑΔΙΚΑΣΙΑ NCTS <i>ΤΟ ΣΥΣΤΗΜΑ ΔΕΝ ΔΙΑΘΕΤΕΙ ΚΑΝΕΝΑ ΣΤΟΙΧΕΙΟ</i> <i>ΑΡΧΙΣΕ ΣΤΙΣ</i> _____ <i>(Ημερομηνία/ώρα)</i>
EN:	NCTS FALLBACK PROCEDURE <i>NO DATA AVAILABLE IN THE SYSTEM</i> <i>INITIATED ON</i> _____ <i>(Date/hour)</i>
ES:	PROCEDIMIENTO DE EMERGENCIA PARA CASOS DE FALLO DEL NCTS <i>DATOS NO DISPONIBLES EN EL SISTEMA</i> <i>INICIADO EL</i> _____ <i>(Fecha/hora)</i>
FI:	NCTS-VARAMENETTELY <i>JÄRJESTELMÄ EI KÄYTETTÄVISSÄ</i> <i>ALOITETTU</i> _____ <i>(pvm/kellonaika)</i>

FR: **PROCÉDURE DE SECOURS NSTI**
AUCUNE DONNÉE DISPONIBLE DANS LE SYSTÈME
 ENGAGÉE LE _____
(Date/heure)

HU: **NCTS TARTALÉK ELJÁRÁS**
 NINCS ELÉRHETŐ ADAT A RENDSZERBEN
 INDÍTVA _____
(Dátum/óra)

IS:

IT: **PROCEDURA DI RISERVA DEL NCTS**
DATI NON DISPONIBILI NEL SISTEMA
 AVVIATA IL _____
(Data/ora)

LV: **DTKS ALTERNATĪVĀ PROCEDŪRA**
DATI SISTĒMĀ NAV PIEEJAMI
 UZSĀKTS _____
(Datums/stunda)

LT: **NCTS ATSARGINĖ PROCEDŪRA**
SISTEMOJE DUOMENŲ NĖRA
 PRADĖTA _____
(data/valanda)

MK: **НКТС РЕЗЕРВНА ПОСТАПКА**
 ТРАНЗИТ ВО УНИЈАТА/ЗАЕДНИЧКИ ТРАНЗИТ
 НЕМА ДОСТАПНИ ПОДАТОЦИ ВО СИСТЕМОТ
 ЗАПОЧНАТО НА _____
(datum/час)

MT: **PROCEDURA TA' RIŻERVA NCTS**
L-EBDA DEJTA DISPONIBLI FIS-SISTEMA
 MIBDIJA FI _____
(Data/hin)

NL: **NOODPROCEDURE NCTS**
GEGEVENS NIET BESCHIKBAAR IN HET SYSTEEM
 BEGONNEN OP _____
(Datum/uur)

NO: **NCTS FALLBACK PROCEDURE**
NO DATA AVAILABLE IN THE SYSTEM
 INITIATED ON _____
(Date/hour)

PL: **PROCEDURA AWARYJNA NCTS**
DANE NIE SĄ DOSTĘPNE W SYSTEMIE
 OTWARTO W DNIU _____
(data/godzina)

PT: **PROCEDIMENTO DE CONTINGÊNCIA EM CASO DE FALHA DO NSIT**
DADOS NÃO DISPONÍVEIS NO SISTEMA
INICIADO A _____
(Data/hora)

RO: **PROCEDURA DE REZERVĂ NCTS**
NICIO DATA DISPONIBILĂ ÎN SISTEM
INIȚIATĂ LA _____
(Data/ora)

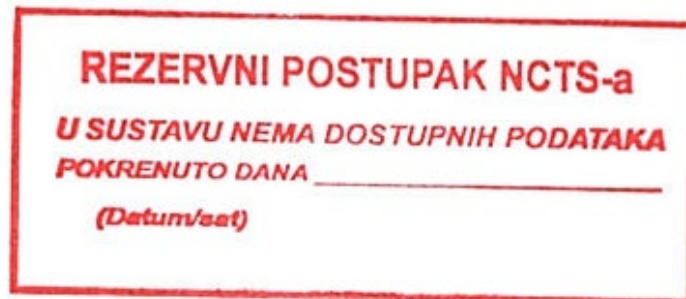
RS **NCTS РЕЗЕРВНИ ПОСТУПАК**
ТРАНЗИТ УНИЈЕ/ЗАЈЕДНИЧКИ ТРАНЗИТ
У СИСТЕМУ НЕМА ДОСТУПНИХ ПОДАТАКА
ПОКРЕНУТО ДАНА _____
(datum/час)

SI: **ALTERNATIVNI POSTOPEK NCTS**
PODATKI V SISTEMU NISO NA VOLJO
ZAČETO DNE _____
(Datum/ura)

SK: **NCTS HAVARIJNÝ STAV**
V SYSTÉME NIE SÚ K DISPOZÍCII ŽIADNE ÚDAJE
SPUSTENÝ _____
(2430nsi/hodina)

SV: **RESERVROUTIN NÄR NCTS INTE FUNGERAR**
INGA DATA TILLGÄNGLIGA I SYSTEMET
INLEDD DEN _____
(Datum/klockslag)

HR **Stamp**



TR

<p>NCTS KAĞIT USULÜ</p> <p>BİRLİK TRANSİTİ/ORTAK TRANSİT</p> <p>SİSTEMDE VERİ BULUNMAMAKTADIR</p> <p>.....'DE BAŞLATILMIŞTIR</p> <p>(Tarih/Saat)</p>

B) The new stamp used after 1 May 2016

BG:

TALITLUSPIDEVUSE PROTSEDUUR
LIIDU TRANSIIDIPROTSEDUUR/ÜHIS
TRANSIIDIPROTSEDUUR
SÜSTEEMI ANDMED EI OLE KÄTTESAADAVAD
ALGATATUD _____
(Kuupäev/kellaeg)

CS:

ZÁLOŽNÍ POSTUP
TRANZITNÍ REŽIM UNIE/SPOLEČNÝ TRANZITNÍ
REŽIM
DATA NEJSOU V SYSTÉMU
ZAHÁJEN DNE _____
(datum/hodina)

DA:

BEREDSKABSPROCEDURE
EU-FORSENDELSE/FÆLLES FORSENDELSE
INGEN TILGÆNGELIGE DATA I SYSTEMET
INDLEDT DEN _____
(Dato/tidspunkt)

DE:

BETRIEBSKONTINUITÄTSVERFAHREN
UNIONSVERSANDVERFAHREN/GEMEINSAMES
VERSANDVERFAHREN
KEINE DATEN IM SYSTEM VERFÜGBAR
EINGELEITET AM _____
(Datum/Uhrzeit)

EE:

TALITLUSPIDEVUSE PROTSEDUUR
LIIDU TRANSIIDIPROTSEDUUR/ÜHIS
TRANSIIDIPROTSEDUUR
SÜSTEEMI ANDMED EI OLE KÄTTESAADAVAD
ALGATATUD _____
(Kuupäev/kellaeg)

EL:

ΔΙΑΔΙΚΑΣΙΑ ΣΥΝΕΧΕΙΑΣ ΤΩΝ ΔΡΑΣΤΗΡΙΟΤΗΤΩΝ
ΕΝΩΣΙΑΚΗ ΔΙΑΜΕΤΑΚΟΜΙΣΗ/ΚΟΙΝΗ
ΔΙΑΜΕΤΑΚΟΜΙΣΗ
ΔΕΝ ΥΠΑΡΧΟΥΝ ΔΙΑΘΕΣΙΜΑ ΣΤΟΙΧΕΙΑ ΣΤΟ
ΣΥΣΤΗΜΑ
ΕΝΑΡΞΗ ΔΙΑΔΙΚΑΣΙΑΣ ΣΤΙΣ _____
(Ημερομηνία/ώρα)

EN:

BUSINESS CONTINUITY PROCEDURE
UNION TRANSIT/COMMON TRANSIT
NO DATA AVAILABLE IN THE SYSTEM
INITIATED ON _____
(Date/hour)

ES:

**PROCEDIMIENTO DE CONTINUIDAD DE LAS
ACTIVIDADES**
TRÁNSITO DE LA UNIÓN/TRÁNSITO COMÚN
DATOS NO DISPONIBLES EN EL SISTEMA
INICIADO EL _____
(Fecha/hora)

FI:

**TOIMINNAN JATKUVUUTTA KOSKEVA
MENETTELY**
UNIONIN PASSITUS / YHTEINEN PASSITUS
JÄRJESTELMÄSSÄ EI OLE TIETOJA
ALOITETTU _____
(Pvm/kellonaika)

FR:

PLAN DE CONTINUITÉ DES OPÉRATIONS
TRANSIT DE L'UNION/TRANSIT COMMUN
AUCUNE DONNÉE DISPONIBLE DANS LE
SYSTÈME
ENGAGÉE LE _____
(Date/heure)

HU:

ÜZLETMENET-FOLYTONOSSÁGI ELJÁRÁS
UNIÓS/EGYSÉGES ÁRUTOVÁBBÍTÁS
A RENDSZERBEN NEM ÁLL RENDELKEZÉSRE
ADAT
KEZDŐIDŐPONT _____
(Nap/óra)

IS:

IT:

LV:

LT:

МК: ПОСТАПКА ЗА ОБЕЗБЕДУВАЊЕ НА
КОНТИНУИТЕТ ВО РАБОТЕЊЕТО
ТРАНЗИТ НА УНИЈАТА/ЗАЕДНИЧКИ ТРАНЗИТ
НЕМА ДОСТАПНИ ПОДАТОЦИ ВО СИСТЕМОТ
ЗАПОЧНАТО НА _____
(datum/час)

MT:

NL:

PROCEDURA DI CONTINUITÀ OPERATIVA
TRANSITO UNIONALE/TRANSITO COMUNE
NESSUN DATO DISPONIBILE NEL SISTEMA
AVVIATA IL _____
(Data/ora)

DARBĪBAS NEPĀRTRAUKTĪBAS PROCEDŪRA
SAVIENĪBAS TRANZĪTS /KOPĒJAIS TRANZĪTS
DATI SISTĒMĀ NAV PIEEJAMI
SĀKUMA DATUMS _____
(Datums/laiks)

VEIKLOS TĘSTINUMO PROCEDŪRA
SAJUNGOS TRANZITAS/BENDRASIS TRANZITAS
SISTEMOJE DUOMENŲ NĖRA
PRADĖTA _____
(Data ir laikas)

**IL-PROCEDURA TAL-KONTINWITÀ
TAL-OPERAT**
IT-TRANŻITU TAL-UNJONI/IT-TRANŻITU KOMUNI
L-EBDA DEJTA DISPONIBBLI FIS-SISTEMA
INBDIET NHAR _____
(Id-data/il-hin)

BEDRIJFSCONTINUÏTEITSPROCEDURE
UNIEDOUANEVERVOER/GEMEENSCHAPPELIJK
DOUANEVERVOER
GEEN GEGEVENS BESCHIKBAAR IN HET
SYSTEEM
BEGONNEN OP _____
(Datum/uur)

NO:

BUSINESS CONTINUITY PROCEDURE
UNION TRANSIT/COMMON TRANSIT
NO DATA AVAILABLE IN THE SYSTEM
INITIATED ON _____
(Date/hour)

PL:

PROCEDURA CIĄGŁOŚCI DZIAŁANIA
PROCEDURA TRANZYTU UNIJNEGO/WSPÓLNA
PROCEDURA TRANZYTOWA
DANE NIE SĄ DOSTĘPNE W SYSTEMIE
OTWARTO W DNIU _____
(data/godzina)

PT:

**PROCEDIMENTO DE CONTINUIDADE DAS
ATIVIDADES**
TRÂNSITO DA UNIÃO/TRÂNSITO COMUM
DADOS NÃO DISPONÍVEIS NO SISTEMA
INICIADO EM _____
(Data/hora)

RO:

**PLANUL DE ASIGURARE A CONTINUITĂȚII
ACTIVITĂȚII**
TRANZIT UNIONAL/TRANZIT COMUN
NU EXISTĂ DATE DISPONIBILE ÎN SISTEM
INIȚIAT LA DATA _____
(Data/ora)

SI:

POSTOPEK NEPREKINJENEGA POSLOVANJA
TRANZIT UNIJE / SKUPNI TRANZIT
PODATKI V SISTEMU NISO NA VOLJO
SPROŽEN DNE _____
(Datum/ura)

SK:

**PLÁN NA ZABEZPEČENIE KONTINUITY
ČINNOSTÍ**
COLNÝ REŽIM TRANZITU ÚNIE/SPOLOČNÝ
TRANZITNÝ REŽIM
V SYSTÉME NIE SÚ DOSTUPNÉ ŽIADNE ÚDAJE
ZAČATÝ _____
(dátum/hodina)

SV:

<p>KONTINUITETSPLAN UNIONSTRANSITERING/GEMENSAM TRANSITERING INGA DATA ÄR TILLGÄNGLIGA I SYSTEMET INLEDD DEN _____ (Datum/klockslag)</p>

HR:

<p>POSTUPAK OSIGURAVANJA KONTINUITETA POSLOVANJA PROVOZ UNIJE / ZAJEDNIČKI PROVOZ PODACI NISU RASPOLOŽIVI U SUSTAVU POKRENUT DANA _____ (Datum/sat)</p>
--

TR:

<p>İŞ SÜREKLİLİĞİ USULÜ BİRLİK TRANSİT/ORTAK TRANSİT SİSTEMDE VERİ BULUNMAMAKTADIR'DE BAŞLATILMIŞTIR (Tarih/Sat)</p>

**RS: ОСИГУРАЊЕ КОНТИНУИТЕТА ПОСТУПКА
ТРАНЗИТ УНИЈЕ/ЗАЈЕДНИЧКИ ТРАНЗИТ
У СИСТЕМУ НЕМА ДОСТУПНИХ ПОДАТАКА
ПОКРЕНУТО ДАНА _____
(датум/час)**

CHAPTER 2 – GENERAL INSTRUCTIONS RELATED TO THE SINGLE ADMINISTRATIVE DOCUMENT AND TRANSIT ACCOMPANYING DOCUMENT

Article 3 I, (d) and (v), Appendix I to the Convention

Articles 5 (12) and 6(3)(b) UCC

Part V concerns the business continuity procedure based on the use of the single administrative document (SAD) or transit accompanying document (TAD) as the paper-based transit declarations. It is divided into six chapters.

Chapter 3 deals with the standard transit declaration procedure.

Chapter 4 deals with formalities at the customs office of departure.

Chapter 5 deals with incidents during transport.

Chapter 6 deals with formalities at the customs office of destination.

Note:

It is important to note that the expression ‘**transit declaration**’ has two meanings. Firstly, ‘**transit declaration**’ means the declaration a person gives in the prescribed form and manner in order to indicate a wish to place goods under the transit procedure. Secondly, it means the document used as a transit declaration, i.e. the required ‘**copies of the SAD or TAD**’. In the following chapters the expression ‘transit declaration’ is used with the first meaning, the prescribed form being ‘SAD’ or ‘TAD’.

CHAPTER 3 – THE STANDARD TRANSIT DECLARATION

V.3.1 Introduction

This chapter describes the business continuity procedure based on the use of the SAD or TAD as the paper-based transit declaration.

Paragraph V.3.2 gives the general theory and legislation concerning standard transit declarations.

Paragraph V.3.3 describes the standard transit declaration procedure from the loading of the goods through to the completion and signing of the declaration.

Paragraph V.3.4 deals with specific situations concerning the transit declaration procedure.

Paragraph V.3.5 covers exceptions to the general rules.

Paragraph V.3.6 is reserved for specific national instructions.

Paragraph V.3.7 is reserved for the use by customs administrations.

Paragraph V.3.8 contains the Annexes to Chapter 3.

V.3.2 General theory and legislation

The paper-based transit declaration is the customs declaration for placing goods under the transit procedure. It may be lodged in the following forms:

- a single administrative document (SAD); or
- an SAD printed out on plain paper by the computerised system of the economic operator; or
- a transit accompanying document (TAD) supplemented, if necessary, by a list of items (LoI).

In that case, the TAD does not carry an MRN.

The legal sources for the transit declaration in the forms of the SAD or TAD are as follows:

- SAD Convention;
- Articles 3 authorisation, (v) and 26 of the Convention and Appendix I to it;
- Appendix III to the Convention:
 - ✓ Title II, Articles 5 and 6;
 - ✓ Annexes A3, A4, A5 and A6;
 - ✓ Annex B1, B4, B5 and B6;
- Articles 5(12) and 6(3)(b) UCC;
- Appendices B1-B6, C1, D1, F1 and F2, Annex 9, TDA;
- Annex 72-04 Chapters III and IV IA.

V.3.3 The declaration procedure

This paragraph gives information about:

- paper-based transit declarations in the form of SADs and SAD-BIS continuation sheets (Paragraph V.3.3.1);
- loading lists, form and use (Paragraph V.3.3.2);
- paper-based transit declarations in the form of TADs (Paragraph V.3.3.3);
- mixed consignments (Paragraph V.3.3.4);
- signing the transit declaration (Paragraph V.3.3.5).

V.3.3.1 Paper-based transit declaration

V.3.3.1.1 Forms and completion of the paper-based transit declaration on the SAD

The SAD consists of numbered copies as follows:

- an 8-page copy set consisting of consecutively numbered copies (copy 1 to copy 8); or
- a 4-page copy set consisting of consecutively numbered copies (copies 1/6, 2/7, 3/8 and 4/5).

The SAD may be supplemented, where necessary, by continuation SAD-BIS forms or by loading lists. SAD-BIS forms are numbered like the normal copy sets:

- 8-page copy set consisting of copies 1 BIS to 8 BIS;
- 4-page copy set consisting of copies 1/6 BIS, 2/7 BIS, 3/8 BIS and 4/5 BIS.

For further information on loading lists see V.3.3.1.2.

For the paper-based transit declaration, three copies of the SAD are required – copies 1, 4 and 5.

- copy 1 is retained by the customs office of departure after the declaration is registered;
- copy 4 accompanies the goods to the customs office of destination and is retained there;
- copy 5 accompanies the goods to the customs office of destination, which returns it to the country of departure after the end of the transit procedure.

Where a 4-page copy set is being used for the paper-based transit declaration, two sets must be used: copies 1 and 4 of one set and copy 5 of the other set. In each set, the numbers of the copies not being used must be indicated by striking out in the margin the number of the copy not being used. For example, on copy 1/6, where the number 6 is crossed out, this means that copy 1 is being used.

Appendix III, Title I, Article 5 and 6 Convention,

Annex II SAD Convention

The SAD forms used as the transit declaration must fulfil the following technical requirements, except where the declaration is made by the computerised system of the economic operator.

*Appendices B1-B6
C1 and D1, Annex
9, TDA*

The general rule is that paper-based transit declarations are drawn up on the SAD either in written form by hand (making sure that they are completed legibly, in ink and in block letters) or printed out by a computerised system of the economic operator. However, it may be permitted to print the SAD using official or private sector data processing systems, if necessary on plain paper, as long as certain conditions are met (for further details see Appendix C1, Annex 9, TDA/Annex B6, Appendix III to the Convention).

*Appendix 3, Annex
II, SAD
Convention,*

To complete a paper-based transit declaration, all mandatory boxes of the copies of the SAD must be completed; other boxes are optional.

*Annex B6,
Appendix III to the
Convention*

Only the first (top) copy of the SAD is required to be completed. As the document used must be self-copying, the details will appear on the other copies.

*Appendix C1,
Annex 9, TDA*

Transit declarations must be drawn up in one of the official languages of the Contracting Parties that is acceptable to the competent authorities of the country of departure.

To avoid delays at the customs office of departure/destination (or at the customs office of transit), it is important that the economic operators complete the SAD correctly.

The customs office of departure is obliged to ensure that the SAD is correctly and legibly completed and that a clear imprint of the stamp of the customs office of departure is applied to the declaration.

CUSTOMS

Boxes on the SAD marked with capital letters B, C, D(/J), E(/J), F, G and I are to be completed by the customs authorities. However, the left part of box I can also be used for entries made by the authorised consignee.

*Appendix 3,
Annex II, SAD
Convention*

Erasing or overwriting is not permitted. All amendments must be made by striking out the incorrect particulars, and where appropriate, by adding those required, and must be initialled by the person making them. Such amendments must be endorsed by the customs authorities. In some cases, the customs authorities may require that a new declaration be presented.

*Appendix C1,
Annex 9, TAD*

However, no amendments are permitted where the competent

*Article 173 UCC,
Article 31,
Appendix I to the
Convention*

authorities indicate, after receiving the transit declaration, that they intend to examine the goods, or have established that the particulars are incorrect or have already released the goods for transit.

The SAD may be supplemented where necessary by one or more continuation sheets known as SAD-BIS forms.

The SAD-BIS forms can be used in the following circumstances:

*Appendix 3,
Annex I, SAD
Convention*

- where the transit declaration relates to more than one item;
or
- where a consignment contains both T1, T2 and T2F goods;

*Appendix B3,
Annex 9, TDA*

The SAD-BIS forms are then used (like loading lists) for recording the details of the goods of each customs status (T1, T2 or T2F). The SAD must also contain a summary of the SAD-BIS forms used for the goods of each customs status.

The SAD-BIS forms are a part of the transit declaration and have to fulfil the same technical requirements.

They must be completed in accordance with the instructions for completion of the SAD form.

Note: it is not permitted to use a combination of the SAD-BIS forms and loading lists.

V.3.3.1.2 Loading lists, form and completion

*Annexes B4 and
B5, Appendix III
to the Convention*

Loading lists may be used as the descriptive part of the SAD as a transit declaration.

Annex 11 TDA

The use of loading lists does not affect obligations concerning the dispatch/export procedure or any procedure in the country of destination or concerning the forms used for such formalities.

*Chapters III and
IV, Annex 72-04
IA*

Only the front of the forms may be used as a loading list.

The loading lists must be made out in the same number of copies as the transit declaration to which it relates.

TRADE

1. Each item shown on a loading list has to be preceded by a serial number.
2. Each item must be followed, where appropriate, by any references required by legislation, in particular references to documents, certificates and authorisations presented.
3. A horizontal line must be drawn after the last entry and the remaining unused spaces struck through so that any subsequent addition is impossible.
4. Where loading lists are used for a consignment of two or more types of goods, Box 31 'Packages and description of goods' on the SAD must not be used to show the marks, numbers, number and kind of packages or the description of goods. However, in this box reference must be made, as appropriate, to the serial number and the code (T1, T2, T2F) of the attached loading lists.

CUSTOMS

The customs office of departure must enter the registration number on the loading list. This number will be the same as the registration number of the SAD to which it relates. The number will be entered either by means of a stamp incorporating the name of the customs office of departure or by hand. If entered by hand, the stamp of the customs office of departure must accompany the number. The signature of the customs officer is, however, optional.

The competent authorities may allow holders of the procedure to use special loading lists, which do not comply with the above requirements of loading lists.

Such lists can be used only where:

- they are produced by companies which use electronic data processing systems to keep their records;
- they are designed and completed in such a way that they can be used without difficulty by the competent authorities;
- they include, for each item, the information required in the standard loading lists.

Where two or more loading lists accompany a single SAD, each must bear a serial number allocated by the holder of the procedure. The total number of accompanying loading lists are shown in Box 4 'loading lists' of the SAD.

V.3.3.1.3 Form and completion of the paper-based transit declaration in the form of a TAD

Annex A3 A4, A5 and A6, Appendix III to the Convention The form of the transit accompanying document (TAD) may be used as a paper-based transit declaration, supplemented, if necessary, by the list of items (LoI).

Appendix F1 and F2, Annex 9, TDA The TAD must be filled in either in written form by hand (making sure that it is completed legibly, in ink and in block letters), or printed out using a computerised system of the economic operator. All mandatory boxes for the transit declaration must be completed in accordance with Annex B6, Appendix III to the Convention/Appendix C1, Annex 9, TDA.

Where the TAD is used as the paper-based transit declaration, an MRN is not allocated to the transit operation. Instead the national reference number for the business continuity procedure is used and inserted in the right upper corner of the TAD.

When a transit operation covers more than one item of goods, one or more list of items must be attached to the TAD. LoIs must bear the same reference number of a transit declaration as the one placed on the TAD to which it is attached. The LoI must be completed in accordance with Annex A5, Appendix III to the Convention/Appendix F2, Annex 9, TDA.

One LoI can contain several items (the boxes are vertically expandable). The maximum number of items for one transit declaration is 99.

V.3.3.1.4 Mixed consignments

Article 28, Appendix I to the Convention
Article 294 IA
Appendix D1,
Annex 9, TDA
Annex B IA For consignments comprised of non-Union goods moving under the T1 transit procedure and Union goods moving under the T2/T2F transit procedure covered by a single transit declaration, the SAD will have either separate SAD-BIS forms (see V.3.3.2.2) or loading lists (see V.3.3.2.3) attached to it. The SAD provides common information and a summary of the SAD-BIS forms or loading lists used for the goods of different status. Each SAD-BIS form or loading list contains goods of the same customs status. The code 'T-' appears in the third subdivision of Box 1 of the SAD, the code 'T1bis', 'T2bis' or 'T2Fbis', as appropriate, will be entered in the third subdivision of Box 1 'Declaration' of the SAD-BIS form.

Where the TAD is used as a paper-based transit declaration, in the right-hand subdivision of Box 1 the code 'T-' must be indicated and for each item in the LoI in Box 1/3 the relevant code (T1, T2 or T2F)

must be entered.

Unless the consignment is mixed, any Boxes 31 (for description of goods) which have not been used must be struck through to prevent their later use.

Alternatively, a separate SAD or TAD may be completed (for example: a T1 SAD/TAD for non-Union goods and a T2 or T2F SAD/TAD for Union goods).

Note: it is possible that Union goods not placed under transit (and moving within the Union customs territory) may be transported in the same means of transport as goods that are placed under transit. In that case, the transit declaration only covers the goods placed under the transit procedure.

V.3.3.1.5 Signing of the transit declaration

Annex II, Appendix I to the Convention,

Annex 72-04 IA,

By signing the transit declaration, the holder of the procedure assumes responsibility for the accuracy of the information given in the declaration, the authenticity of the documents presented and compliance with all the obligations relating to the entry of the goods under the transit procedure.

TRADE

The holder of the procedure or his representative must sign the transit declaration in Box 50 of the SAD or the TAD.

Annex II, Appendix I to the Convention,

Annexes B6 and B9, Appendix III to the Convention

Annex 72-04 IA

Authorised consignors may be allowed not to sign transit declarations bearing the special stamp. This waiver is subject to the condition that the authorised consignor has previously given the customs authority a written undertaking acknowledging that he/she is the holder of the procedure for all transit operations carried out under transit declarations bearing their special stamp.

Unsigned transit declarations must contain in the box reserved for the signature of the holder of the procedure the phrase: 'Signature waived – 99207'.

For more on this procedure, which is considered a simplification of the standard transit procedure, see Part VI.

V.3.4 Specific situations (pro memoria)

V.3.4.1 Rules applicable to goods with packages

For further details see IV.I.5.1.

V.3.4.2 Goods in passenger-accompanied baggage

For further details see IV.I.5.2.

V.3.4.3 Transport of Union goods to, from, or via a common transit country

For further details are in IV.I.5.3.

V.3.4.4 Duplicates

In the event of the theft, loss or destruction of a transit declaration or a T2L/T2LF document, the customs office that issued the original document may issue a duplicate.

The interested party requesting the duplicate must duly justify the request and declare in writing that he/she will return the original if found.

Authorised consignors and authorised issuers may also issue a duplicate of transit declarations or T2L/T2LF documents, provided that:

- they issued the original document;
- they submitted a duly justified request to the competent authority, seeking authorisation to issue a duplicate of the original; and
- the competent authority accepted the request.

Customs should assess the risk of abuse and, in particular, investigate recurrent requests.

The duplicate must bear in bold letters: (i) the word ‘DUPLICATE’; (ii) the stamp of the customs office, authorised consignor or of the authorised issuer that issued the duplicate; and (iii) the signature of the competent person.

V.3.5 Exceptions (pro memoria)

V.3.6 Specific national instructions (reserved)

V.3.7 Restricted part for customs use only

V.3.8 Annexes

CHAPTER 4 – FORMALITIES AT THE CUSTOMS OFFICE OF DEPARTURE

V.4.1 Introduction

Paragraph V.4.2 gives the general theory concerning the formalities at the customs office of departure, as well as general information about the legal sources.

Paragraph V.4.3 describes the procedure at the customs office of departure.

Paragraph V.4.4 deals with specific situations.

Paragraph V.4.5 covers exceptions to the general rules.

Paragraph V.4.6 is reserved for specific national rules.

Paragraph V.4.7 is reserved the use by customs administrations.

Paragraph V.4.8 contains the Annexes to Chapter 4.

V.4.2 General theory and legislation

The transit procedure starts at the customs office of departure with the presentation of the paper-based transit declaration (in the form of an SAD or the TAD), together with the goods.

The legal sources are as follows:

- Article 26, Appendix I to the Convention;
- Article 6(3)(b) UCC;
- Article 291 IA;
- Annex II, Appendix I to the Convention;
- Annex 72-04 IA.

V.4.3 Description of the procedure at the customs office of departure

This paragraph gives information about:

- presentation of the paper-based transit declaration (Paragraph V.4.3.1);
- presentation of a guarantee (Paragraph V.4.3.2);
- acceptance, registration and endorsement of the paper-based transit declaration (Paragraph V.4.3.3);
- amendment of the paper-based transit declaration (Paragraph V.4.3.4);

- invalidation of the paper-based transit declaration (Paragraph V.4.3.5);
- verification of the paper-based transit declaration (Paragraph V.4.3.6);
- itinerary (Paragraph V.4.3.7);
- time limit (Paragraph V.4.3.8);
- identification measures (Paragraph V.4.3.9);
- release of the goods for transit (Paragraph V.4.3.10).

V.4.3.1 Presentation of the paper-based transit declaration

The paper-based transit declaration and all accompanying documents should be presented together with the goods at the customs office of departure during the days and hours appointed for opening. However, at the request of the holder of the procedure, they may be presented at other times or at other places approved by the customs office of departure.

TRADE

The following documents must be presented at the customs office of departure:

- copies 1, 4 and 5 of the properly completed SAD. Where SAD-BIS forms or loading lists are used, these must be attached to the SAD;
- two copies of the TAD, supplemented, if necessary by a list of items;
- a guarantee (where required: see Part III);
- other necessary documents, if required.

CUSTOMS

The customs office of departure will:

- check that copies 1, 4 and 5 of the SAD are properly completed and, where the SAD-BIS forms or loading lists are used, that they are attached to the SAD;
- check that two copies of the TAD are properly completed and, where an LoI is used, that it is attached to the TAD;
- check the validity and amount of the guarantee;
- check other necessary documents.

V.4.3.2 Presentation of a guarantee

Article 9, Appendix I to the Convention To start a transit procedure a guarantee is required (except where

this is waived by law or by authorisation).

Article 89 (2) UCC

Further information on guarantees is in Part III.

CUSTOMS

The customs office of departure must check that:

- the guarantee details shown in Box 52 of the SAD or the TAD match the original guarantee documents presented;
- the amount of the guarantee is sufficient;
- the guarantee is valid in all Contracting Parties involved in the transit operation;
- the guarantee is in the name of the holder of the procedure named in Box 50 of the SAD or TAD;
- the guarantee has not expired (TC31 and TC33 certificates are still valid);
- the validity period of one year from the date of issuance has not expired (validity of TC32 voucher);
- the signature on the declaration in Box 50 of the SAD or the TAD corresponds to the signature on the reverse of the TC31 comprehensive guarantee certificate or the TC33 guarantee waiver certificate.

Note that the original guarantee documents must be presented.

For individual guarantees in the form of vouchers, the TC32 guarantee voucher is retained and attached to a copy 1 of the SAD or a first copy of the TAD.

For an individual guarantee in the form of an undertaking, the undertaking is retained and attached to a copy 1 of the SAD or a first copy of the TAD.

For a comprehensive guarantee or guarantee waiver, the original guarantee certificate (TC31 or TC33) is returned to the declarant.

V.4.3.3 Acceptance and registration of the transit declaration

*Articles 30 and 35,
Appendix I to the
Convention*

The customs office of departure accepts the transit declaration on condition that:

*Articles 171-172
UCC*

- it contains all the necessary information for the purpose of the common/Union transit procedure;
- it is accompanied by all the necessary documents;
- the goods referred to in the declaration to which it refers have been presented to customs during the official opening hours.

Article 143 DA

An apparently incorrect (or incomplete) SAD or TAD will not be

accepted.

The customs office of departure will register the transit declaration by putting a registration number in Box C ‘Office of departure’ of the SAD or the TAD and by inserting in Box D(/J) ‘Control by office of departure’ of the SAD or the TAD the details of inspections carried out, seals affixed and time limit allowed. It then will add its signature and the stamp.

The registration system of declarations used in a business continuity procedure must be different from the NCTS system.

The customs office of departure must be competent to deal with transit operations and the type of traffic concerned. For a list of customs offices competent to deal with transit operations see:

http://ec.europa.eu/taxation_customs/dds/csrdhome_en.htm

V.4.3.4 Amendment of the transit declaration

*Article 31,
Appendix I to the
Convention*

Article 173 UCC

The holder of the procedure may request permission to amend the transit declaration after customs have accepted it. The amendment may not render the declaration applicable to goods other than those it originally covered.

Amendments must be made by striking out the incorrect particulars, and where appropriate, by adding those required, and must be initialled by the declarant. Amendments must be endorsed by the customs authorities. In some cases, the customs authorities may require the presentation of a new declaration. Erasing and overwriting are not permitted.

No amendment is permitted where the competent authorities have indicated after receiving the transit declaration that they intend to examine the goods, or have established that the particulars are incorrect or have already released the goods for transit, except in cases covered by Article 173(3) UCC.

If the transit declaration was pre-lodged but not accepted yet, it cannot be amended.

V.4.3.5 Invalidation of the transit declaration

*Article 32,
Appendix I,
Convention*

A transit declaration can be invalidated by the customs office of departure at the declarant’s request only before the goods are released for transit. The declarant will be informed consequently by the

customs office of departure about the result of his/her request.

Article 174 UCC

Article 148 DA

However, where the customs office of departure informed the declarant that it intends to examine the goods, the request for invalidation is not accepted before the examination takes place.

The transit declaration cannot be invalidated after the goods have been released for transit except in exceptional cases:

- where Union goods have been declared in error for a customs procedure applicable to non-Union goods, and their customs status as Union goods has been proven afterwards by means of a T2L, T2LF or a customs goods manifest;
- where the goods have been erroneously declared under more than one customs declaration;

In the case of a business continuity procedure for transit, it is important to ensure that, any declaration that has been entered in the NCTS but not processed further due to system failure, needs to be invalidated.

The economic operator is obliged to provide information to the competent authorities each time a declaration is submitted to the NCTS and there is subsequent recourse to the business continuity procedure.

In some cases, the customs authorities may require the presentation of a new declaration. In this case, the previous declaration is invalidated and the new declaration lodged.

V.4.3.6 Verification of the transit declaration and control of the goods

*Article 35,
Appendix I to the
Convention*

Article 188 UCC,

*Articles 238 and
239 IA*

To check the accuracy of the particulars of a transit declaration, the customs office of departure may, after acceptance of the declaration, carry out the following inspections on the basis of risk analysis or at random:

- examine the declaration and the supporting documents;
- require the declarant to provide other documents;
- examine the goods and take samples for analysis or for detailed examination of the goods.

The goods are examined in the places designated by the customs office of departure and during the hours appointed for that purpose. The holder of the procedure will be informed about the place and

time. However, customs may, at the request of the holder of the procedure, ask to carry out the examination of the goods at other places outside the official opening hours.

If the control detects minor discrepancies, the customs office of departure notifies the holder of the procedure. To solve these discrepancies, the customs office of departure will make minor modifications (in agreement with the holder of the procedure) in the declaration so that the goods can be released for transit.

If the control detects major discrepancies, the customs office of departure informs the holder of the procedure that the goods are not being released.

The following code on the control results must be recorded by the customs office of departure or by an authorised consignor on the SAD or the TAD:

- ‘A1’ (Satisfactory): where the goods are released for transit after their physical control (full or partial) and no discrepancies were detected;
- ‘A2’ (Considered satisfactory): where the goods are released for transit after documentary control (no physical control) detected no discrepancies or where no control was conducted;
- ‘A3’ (Simplified procedure): where the goods are released for transit by an authorised consignor.

V.4.3.7 Itinerary for movement of goods

*Article 33,
Appendix I to the
Convention*

The general rule is that goods entered for the transit procedure must be carried to the customs office of destination along an economically justified route.

Article 298 IA

However, where the customs office of departure or the holder of the procedure considers it necessary, that customs office will prescribe an itinerary for the movements of goods during the transit procedure, taking into account any relevant information communicated by the holder of the procedure.

Where itinerary is prescribed, the customs office of departure must enter in Box 44 of the SAD or the TAD at least an indication of the Member States or other Contracting Parties (from the common transit countries) through which the transit procedure is to take place.

CUSTOMS

The customs office of departure, taking into account any relevant information communicated by the holder of the procedure, will specify a prescribed itinerary by:

- entering in Box 44 of the SAD or the TAD the words ‘prescribed itinerary’ followed by the details of the countries to be transited (country codes will suffice).

Note 1: for the Union, give the country codes of the Member States concerned.

Note 2: give the country codes of any countries included in the prescribed itinerary.

Article 44,

*Appendix I to the
Convention*

Article 305 IA

Annex 72-04 IA

The prescribed itinerary may be changed during the transit operation. In this case, the carrier is obliged to make the necessary entries in Box 56 of copies 4 and 5 of the SAD or on a second copy of the TAD and to present them without undue delay after the itinerary has been changed, together with the goods, to the nearest customs authority of the country in whose territory the means of transport is located. The competent authority will consider whether the transit operation may continue, take any steps that may be necessary and endorse copies 4 and 5 of the SAD or a second copy of the TAD in Box G.

For further details on procedures to be followed in the event of incidents during movement see V.5.3.1.

V.4.3.8 Time limit for the presentation of goods

*Articles 34 and
45(2), Appendix I
Convention*

The customs office of departure will set a time limit within which the goods must be presented at the customs office of destination.

*Articles 297 and
306(3) IA*

The time limit prescribed by that customs office is binding on the competent authorities of the countries whose territory the goods enter during a transit operation. That time limit cannot be changed by the countries in question.

When the goods are presented to the customs office of destination after expiry of the time limit set by the customs office of departure, the holder of the procedure is deemed to have complied with the time limit if he/she or the carrier proves to the satisfaction of the customs office of destination that the delay is not attributable to them.

CUSTOMS

When setting the time limit, the customs office of departure will take into account:

- the means of transport to be used;
- the itinerary;
- any transport or other legislation which may have impact on setting a time limit (for example: social or environmental legislation that affects the mode of transport, transport regulations on working hours and mandatory rest periods for drivers);
- the information communicated by the holder of the procedure, where appropriate.

When in agreement with the time limit entered by the holder of the procedure, the customs office of departure will either enter and/or endorse the time limit in Box D(/J) of the SAD or the TAD (using the DD-MM-YY system). This is the date by which the goods, the transit declaration and any accompanying documents must be presented at the customs office of destination.

V.4.3.9 Means of identification

This paragraph is subdivided as follows::

- introduction (Paragraph V.4.3.9.1);
- methods of sealing (Paragraph V.4.3.9.2);
- characteristics of seals (Paragraph V.4.3.9.3);
- use of seals of a special type (Paragraph V.4.3.9.4).

V.4.3.9.1 Introduction

Article 11(2) of the Convention Ensuring the identification of goods transported under the transit procedure is very important. As a general rule, identification of these goods is ensured by sealing.

Articles 36-39, Appendix I to the Convention Any documents used to identify the goods must be attached to the SAD or the TAD and stamped in such a way as to ensure that substitution is not possible.

Article 192 UCC

Article 299 IA

Article 39, Appendix I to the Convention, Article 302 IA However, the customs office of departure can waive the requirement for sealing when the description of goods in the declaration or in the supplementary documents is sufficiently precise to permit easy identification of the goods and states their quality, nature and special features (e.g. by providing the engine and chassis number

where cars are transported under the transit procedure or providing the serial numbers of the goods). This description must be entered in Box 31 of the SAD or the TAD.

As an exemption, no seals are required (unless the customs office of departure decides otherwise) where:

- the goods are carried by air, and either labels are affixed to each consignment bearing the number of the accompanying airway bill, or the consignment constitutes a load unit on which the number of the accompanying airway bill is indicated;
- the goods are carried by rail, and identification measures are applied by the railway companies.

CUSTOMS

The customs office of departure, having affixed the seals, will enter opposite the heading 'seals affixed' in Box D(/J) of the SAD or the TAD, the number in figures and the identification marks of the affixed seals.

Where seals are not required for identification, the customs office of departure will enter the phrase 'WAIVER – 99201' in Box D(/J) of the SAD or the TAD opposite the heading 'seals affixed'.

Annex V.4.8.1 contains the endorsement 'waiver' in all language versions.

If goods not subject to the transit procedure are carried together with goods under the transit procedure on the same means of transport, the vehicle will not normally be sealed, provided that the identification of the goods is ensured by sealing the individual packages or by providing a precise description of the goods.

Note: the goods must be clearly separated and labelled in order to easily identify which goods are being carried under transit and which are not.

*Article 38(5),
Appendix I,
to the Convention
Article 301(5) IA*

If the identity of the consignment cannot be ensured by sealing or by the precise description of the goods, the customs office of departure will refuse to allow the goods to be placed under the transit procedure.

Seals must not be removed without the approval of the competent customs authorities.

When a vehicle or container has been sealed at the customs office of departure and carries goods to different customs offices of destination under cover of transit declarations, with successive

unloading taking place at several customs offices of destination situated in different countries, the customs authorities at the intermediate customs offices of destination where the seals are removed for unloading of parts of the load must affix new seals and indicate this in Box F of copies 4 and 5 of the SAD or on two copies of the TAD.

In this case, the customs authorities will endeavour to reseal as necessary, using a customs seal of at least equivalent security features.

V.4.3.9.2 Methods of sealing

Article 11(2) to the Convention,

Where sealing the space containing the goods is used, the means of transport must be suitable for sealing.

Article 299 IA

There are two methods of sealing:

- the space containing the goods where the means of transport or the container has been recognised by the customs office of departure as suitable for sealing;
- each individual package in other cases.

In cases where the space containing the goods is sealed, the means of transport must be suitable for sealing.

CUSTOMS

The customs office of departure regards the means of transport as suitable for sealing where:

- seals can be simply and effectively affixed to the means of transport or the container;
- the means of transport or the container contains no concealed spaces where goods may be hidden;
- the spaces reserved for the load are readily accessible for inspection by the competent authorities. (*Article 11 of the Convention/Article 300 IA*)

Note: The means of transport or the containers are regarded as suitable for sealing where they are approved for the carriage of goods under customs seals in accordance with an international agreement to which the Contracting Parties acceded (for example the Customs Convention of 14 November 1975 on International Transport of Goods Under Cover of TIR carnets).

V.4.3.9.3 Characteristics of seals

All seals used as a means of identification must comply with specified characteristics and technical specifications.

*Article 38,
Appendix I to the
Convention*

Seals must have the following essential characteristics:

Article 301 IA

- they remain intact and securely fastened in normal use;
- they are easily checkable and recognisable;
- they are so manufactured that any breakage, attempt to break or removal leaves traces visible to the naked eye;
- they are designed for single use, or if intended for multiple use, are so designed that they can be given a clear, individual identification mark each time they are re-used;
- they bear individual seal identifiers which are permanent, readily legible and uniquely numbered.

In addition, seals must comply with the following technical requirements:

- the form and dimensions of the seals may vary depending on the method of sealing used, but the dimensions must be such as to ensure that identification marks are easy to read;
- the identification marks of seals must be impossible to falsify and difficult to reproduce;
- the material used must be resistant to accidental breakage and prevent undetectable falsification or re-use.

The seals are deemed to fulfil the above requirements if they have been certified by the competent body in accordance with ISO International Standard No 17712:2013 ‘Freight containers – Mechanical Seals’.

For containerised transports, seals with high-security features must be used to the widest possible extent.

The customs seal must bear the following indication:

- the word ‘Customs’ in one of the official languages of the Union or of the common transit country or a corresponding abbreviation;
- a country code, in the form of the ISO alpha-2 country code, identifying the country in which the seal is affixed.

In addition, the Contracting Parties may agree to use common security features and technology.

Each country must notify the Commission of its customs seal types in use. The Commission must make this information available to all countries.

V.4.3.9.4 Use of seals of a special type

*Articles 81-83,
Appendix I to the
Convention*

For the holder of the procedure to use seals of a special type authorisation by the competent authorities is required.

Articles 317-318 IA

Use of seals of a special type is a simplification subject to certain conditions (for further details see VI.3.3.).

Where these seals of a special type are used, the holder of the procedure must enter the make, type and number of the seals affixed opposite the heading 'seals affixed' in Box D(/J) of the SAD or the TAD. The seals must be affixed before release of the goods.

V.4.3.10 Release of goods

*Article 40,
Appendix I to the
Convention*

The goods will be released and the date of release entered in Box D(/J) of the copies of the SAD or TAD after completion of all formalities at the customs office of departure. 'Completion of all the formalities' means:

Article 303 IA

- proper completion of the appropriate copies of the SAD or the TAD;
- completion of the possible control;
- furnishing of the guarantee, where required (see Part III);
- setting of the time limit;
- setting of a prescribed itinerary, where required;
- acceptance and registration of the declaration;
- verification of the declaration; and
- affixing seals, where required.

CUSTOMS

Where the formalities have been completed:

- the customs office of departure will indicate the following control result code in Box D(/J) of copy 1 of the SAD or the TAD;
- 'A1' (Satisfactory): where the goods are released for transit after their physical control (full or partial) and no discrepancies were detected;
- 'A2' (Considered satisfactory): where the goods are released for transit after documentary control (no physical control) detected no discrepancies or without

- conducting any control;
 - the authorised consignor will indicate the code 'A3' (Simplified procedure) in cases where the goods are released for transit;
 - both the customs office of departure and the authorised consignor must ensure that the endorsements in Box D(/J) are authenticated by the signature of the customs officer/authorised consignor and contain a clear imprint of the stamp and the date;
 - both the customs office of departure and the authorised consignor will enter the business continuity stamp (dimensions: 26 x 59 mm) on the copies of the transit declaration in Box A of the SAD or the TAD.
- Annex V.1.8.1. contains the 'business continuity stamp' in all language versions.

TRADE – Important notice

Trade must inform customs that a declaration was submitted to the NCTS but that a business continuity procedure was initiated before the goods were released.

CUSTOMS – Important notice

The customs office of departure must invalidate any declaration which has been entered in the NCTS but not processed further due to temporary failure of the system.

*Article 40,
Appendix I to the
Convention*

Copy 1 of the SAD or a first copy of the TAD are retained by the customs office of departure. The goods placed under the transit procedure are carried to the customs office of destination on the basis of copies 4 and 5 of the SAD or a second copy of TAD.

Article 303 IA

V.4.4 Specific situations (pro memoria)

In the particular cases where a huge number of different goods items in small quantities (e.g. ship supplies, household effects in international removals) consigned for the same final consignee have to be placed under Union/common transit, it is recommended that a generic goods description should be sufficient to avoid the additional costs needed to enter the particulars in a transit declaration. Such an arrangement would be subject to the additional condition that a complete description of the goods in detail must be available for customs purposes and must accompany the consignment.

In any event, it first has to be verified that all the goods really have to be placed under Union/common transit.

V.4.5 Exceptions (pro memoria)

V.4.6 Specific national instructions (reserved)

V.4.7 Restricted part for customs use only

V.4.8 Annexes

V.4.8.1 Endorsement ‘waiver’

BG	Освободено
CS	Osvobození
DA	Fritaget
DE	Befreiung
EE	Loobumine
EL	Απαλλαγή
ES	Dispensa
FR	Dispense
HR	Oslobodeno
IT	Dispensa
LV	Atbrīvojums
LT	Leista neplombuoti
HU	Mentesség
MK	Изземање
MT	Tneħħija
NL	Vrijstelling
PL	Zwolnienie
PT	Dispensa
RO	Dispensă
RS	Ослобођено
SI	Opustitev
SK	Oslobodenie
FI	Vapautettu
SV	Befrielse
EN	Waiver
IS	Undanþegið
NO	Fritak
TR	Vazgeçme

V.4.8.2 Endorsement ‘satisfactory’

Annex deleted as no longer relevant.

CHAPTER 5 – FORMALITIES AND INCIDENTS DURING MOVEMENT OF GOODS UNDER COMMON/UNION TRANSIT OPERATION

V.5.1 Introduction

This chapter describes the formalities and incidents during movement of goods in transit under the business continuity procedure.

Paragraph V.5.2 gives the general theory and legislation.

Paragraph V.5.3 describes the formalities in case of incidents during the movement of goods and at the customs office of transit.

Paragraph V.5.4 deals with specific situations.

Paragraph V.5.5 covers exceptions to the general rules.

Paragraph V.5.6 is reserved for specific national rules.

Paragraph V.5.7 is reserved for the use by customs administrations.

Paragraph V.5.8 contains the Annexes to Chapter 5.

V.5.2 General theory and legislation

The legal sources are in:

- Articles 43 and 44 Appendix I to the Convention;
- Annex B6 Title II, point II, Appendix III to the Convention;
- Articles 304 and 305 IA;
- Appendix C1 and F1, Annex 9, TDA.

V.5.3 Formalities in the case of incidents and at the office of transit

This paragraph gives information about:

- the formalities to be followed in case of an incident occurring during movement of goods under a common/Union transit operation (Paragraph V.5.3.1);
- the formalities at the customs office of transit (Paragraph V.5.3.2).

V.5.3.1 Formalities in case of incidents during movement of goods

The most frequently occurring examples of what might be considered as incidents during the movement of goods under common/Union transit operation are:

- the itinerary cannot be followed due to circumstances beyond the carrier's control;
- the customs seals are accidentally broken or tampered for reasons beyond the carrier's control;
- transfer of the goods from one means of transport to another;
- the immediate partial or total unloading of the means of transport as a consequence of imminent danger;
- an accident which may affect the ability of the holder of the procedure or the carrier to comply with his/her obligations;
- any of the individual elements constituting a single means of transport is changed (for example a wagon is withdrawn).

*Article 44,
Appendix I, of the
Convention*

Article 305 IA

In each of those cases, the carrier must immediately inform the nearest competent customs office in the country in whose territory the means of transport is located. After the incident, the carrier must also, without delay, make the necessary entries in Box 56 of the SAD or the TAD and present the goods, together with the SAD or the TAD, to that customs office. The competent authorities of that customs office will decide whether the transit operation concerned may continue or not. If the operation may continue, the relevant office will endorse Box G on the SAD or the TAD, specifying the action taken.

If the seals have been broken outside of the carrier's control, the competent authority will examine the goods and the vehicle. If it is decided to allow the transit operation to continue, new seals must be affixed and the SAD or the TAD endorsed accordingly.

Transferring of goods from one means of transport to another means of transport may only be done if the competent authorities at the place where the transfer is to be made give their permission for the transfer and supervise it. In that case, the carrier must complete Box 55 'Transshipment' of the SAD or the TAD. This may be done by hand, in ink and in block letters, but must be done legibly. Where appropriate, customs will endorse Box F of the SAD or the TAD. Where more than two transshipments have occurred and Box F is consequently full, the information required must be entered by the carrier in Box 56 of the SAD or the TAD.

However, if the goods are transferred from a means of transport that is not sealed, despite the entries made by the carrier, there is no

requirement to present the goods and the SAD or the TAD at the nearest customs office and no customs endorsement is made.

When one or more of the elements constituting a single means of transport is changed, the goods and the means of transport may not be presented at the nearest customs office and the endorsement of that customs office is not necessary in the following cases:

- where one or more carriages or wagons are withdrawn from a set of coupled railway carriages or wagons due to technical problems. In this case, the carrier may, after making the necessary entries on the SAD or the TAD, continue the transit operation;
- where only the tractor unit of a road vehicle is changed without its trailers or semi-trailers during the journey (without the goods being handled or transhipped). In this case, the registration number and nationality of the new tractor unit are entered in Box 56 of the SAD or the TAD by the carrier, and the transit operation may continue.

In all cases above, the information concerning the incident, including the information on new seals, is indicated accordingly by the competent authority, endorsing Box F of the SAD or the TAD.

Any splitting of a consignment must take place under customs control and the transit procedure must be ended. A new transit declaration must be completed for each part of the consignment.

V.5.3.2 Formalities at the customs office of transit

This paragraph gives information about:

- the customs office of transit (Paragraph V.5.3.2.1);
- formalities at the customs office of transit (Paragraph V.5.3.2.2);
- a change of the customs office of transit (Paragraph V.5.3.2.3);
- action in the event of irregularities (Paragraph V.5.3.2.4).

V.5.3.2.1 The customs office of transit

Article 3(4),

The customs office of transit is a customs office situated at a point of

entry or exit. The following table gives the various possibilities for common and Union transit.

Article 1(13) IA

	Common transit	Union transit
Point of entry	- into a Contracting Party	- into the customs territory of the Union when the goods have crossed the territory of a third country in the course of a transit operation
Point of exit	- from a Contracting Party when the consignment is leaving the customs territory of that Contracting Party in the course of a transit operation via a frontier between that Contracting Party and a third country	- from the customs territory of the Union when a consignment is leaving that territory in the course of a transit operation via a frontier between a Member State and a third country other than a common transit country

To facilitate the movement of Union goods between different parts of the Union customs territory in cases where the goods have to cross the territory of a third country other than a common transit country, Member States must undertake, when local circumstances permit, to establish as far as possible special lanes alongside their customs offices situated at the external border of the Union. These special lanes are reserved for checks on Union goods moving under the cover of a customs declaration issued in another Member State.

The control of such goods will be limited to examination of the proof of the customs status of Union goods and, if necessary, the ending of the transport operation, provided the circumstances of that operation do not call for a more detailed examination.

In cases where the above-mentioned control does not produce any irregularities, the goods will be allowed to proceed to their destination.

V.5.3.2.2 Formalities at the customs office of transit

Appendix I, of the Convention customs office of transit. The customs office(s) of transit may inspect the goods where this is considered necessary.

Article 304 IA The carrier must present a transit advice note to each customs office of transit, which keeps that note. Instead of the transit advice note, a photocopy of copy 4 of the SAD or a photocopy of a second copy of the TAD may be presented and retained by the customs office of transit.

Annex B8, Appendix III, of the Convention Where goods are carried via a customs office other than the one declared, the actual customs office of transit must inform the customs office of departure.

Chapter V, Annex 72-04 IA The customs office(s) of transit may inspect the goods where this is considered necessary.

The model of a transit advice note (TC10) is in Annex B8, Appendix III to the Convention/Chapter V, Annex 72-04 IA.

CUSTOMS

The customs office of transit:

- checks the business continuity procedure stamp on the SAD or the TAD;
- checks the stamp of the customs office of departure or, in the case of a simplified procedure, the stamp of the authorised consignor on the SAD or on the TAD;
- retains a transit advice note or the equivalent document;
- performs the necessary actions; and
- stamps the SAD or the TAD with the customs office stamp.

V.5.3.2.3 Action in the event of major irregularities

Where a customs office of transit finds major irregularities relating to the transit operation in question it must end the transit procedure and initiate the necessary investigations.

V.5.4 Specific situations (pro memoria)

V.5.5 Exceptions (pro memoria)

V.5.6 Specific national instructions (reserved)

V.5.7 Restricted part for customs use only

V.5.8 Annexes

CHAPTER 6 – FORMALITIES AT THE CUSTOMS OFFICE OF DESTINATION

V.6.1 Introduction

Chapter 6 describes the formalities at the customs office of destination.

Paragraph V.6.2 gives the general theory and legislation.

Paragraph V.6.3 describes the formalities at the customs office of destination, including the ending and control of the procedure.

Paragraph V.6.4 deals with specific situations.

Paragraph V.6.5 covers exceptions to the general rules.

Paragraph V.6.6 is reserved for specific national rules.

Paragraph V.6.7 is reserved for the use by customs administrations.

Paragraph V.6.8 contains the Annexes to Chapter 6.

V.6.2 General theory and legislation

At the end of the transit operation, the goods together with the SAD or the TAD and the information required by the customs office of destination must be presented to the customs office of destination. This is the ending of the transit movement.

The customs office of destination checks the goods on the basis of the information on the SAD or the TAD, records the results of the inspection on the SAD or the TAD and sends the document back to the customs office of departure.

If no irregularities have taken place, the transit procedure is discharged by the customs office of departure after having received the control result on paper.

In the event of an irregularity, further measures will be necessary.

The legal sources are in:

- Articles 8, 45-46, 48 and 51 Appendix I to the Convention;
- Annex II, Appendix I to the Convention ;
- Annex B10, Appendix III to the Convention ;
- Articles 215, 233(1),(2) and (3) UCC;
- Articles 306, 308, 310 and 312 IA;

- Annexes 72-03 and 72-04 IA.

V.6.3 The formalities at the customs office of destination

This paragraph gives information about:

- the presentation of the goods together with the documents at the customs office of destination (Paragraph V.6.3.1);
- the control of the end of the procedure (Paragraph V.6.3.2).

In this paragraph it is assumed that no irregularities have occurred. The steps to be taken in the event of an irregularity are outlined in paragraph V.6.4.4.

Note: **the ending** of the transit procedure at the customs office of destination is not the same as **the discharge** of the transit procedure. It is the customs office of departure, on the basis of information supplied by the customs office of destination, which decides whether the transit procedure can be discharged.

V.6.3.1 Presentation of the goods together with the documents

The transit procedure ends, and the obligations of the holder of the procedure are deemed to have been met when the goods placed under the procedure, and the SAD or the TAD and other required documents, are produced at the customs office of destination, in accordance with the provisions governing the procedure.

In practice, the end of the procedure means the presentation of the goods, the SAD or TAD and other required documents at the customs office of destination. Legally speaking, the end of the procedure means that such presentation has been carried out in accordance with the legal provisions governing the type of procedure used, i.e. standard or simplified³⁰. Both actions are the responsibility and the main obligation of the holder of the procedure.

When the procedure ends, the resulting obligations of the holder of the procedure also end. An event or non-respect of obligations

30 In addition to the general definition of the end of the procedure, there is a series of specific provisions setting out the special conditions under which the procedure comes to an end or is regarded as having come to an end within procedures such as those concerning the authorised consignee, transit carried by air, by sea and by fixed transport installation (see Part VI).

subsequent to that date involves other destinations and other customs rules rather than those relating to transit. That does not mean, however, that the responsibility (financial or otherwise) of the holder of the procedure could not be questioned subsequent to the end of the procedure, but only insofar as it relates to the previous transit operation.

In addition to the holder of the procedure, other persons have obligations under the transit procedure. The carrier and any person who receives the goods knowing that they were placed under the transit procedure are also responsible for presenting the goods intact at the customs office of destination within the prescribed time limit and in compliance with the measures taken by the customs authorities to ensure their identification.

The goods, together with the SAD or the TAD and required documents, must be presented at the customs office of destination during the days and hours that the office of destination is open. For simplifications, see Part VI.

Presentation must take place within the time limit set by the customs office of departure. The time limit is shown in Box D of the SAD or the TAD.

The time limit set by the customs office of departure is binding on the competent authorities of the countries whose territory is entered during a transit procedure. The competent authorities, including customs office of destination, must not alter it. For further details see Part IV.2.3.7.

V.6.3.2 Control of the end of the procedure

Annex II (13) and (15), Appendix I to the Convention

After the presentation of the goods, the SAD or the TAD and required documents, the customs office of destination performs the following actions:

Article 188 UCC

Annex 72-04(13) and (15), IA

- register the copies of the transit declaration and record on them the date of arrival;
- check the business continuity procedure stamp on the SAD or the TAD;
- check the stamp of the customs office of departure or, in a simplified procedure, the stamp of the authorised consignor on the SAD or the TAD;
- perform the verification, if necessary;
- stamp the SAD or the TAD with the customs office stamp.

The customs office of destination determines whether the goods will be examined or not. The goods are examined using the information on the SAD or the TAD presented to the customs office of destination.

The customs office of destination retains copy 4 of the SAD or the first copy of the TAD.

The customs office of destination enters the appropriate control result code in Box I on the SAD or the TAD before sending copy 5 of the SAD or a second copy of the TAD to the customs office of departure.

1. Code 'A1' (Satisfactory) is to be indicated where the customs office of destination carried out a physical control of the goods (full or partial) and no discrepancies were detected. In addition to a physical control of the goods, the following must be checked at least:

- the registration number of the means of transport at departure and at destination by comparing entries in a declaration and those available at destination;
- the condition of any seals affixed.

2. Code 'A2' (Considered satisfactory) is to be indicated in the following cases:

- where the customs office of destination carried out a documentary control without physical control of the goods and no discrepancies were detected or where it did not carry out any control;
- where the goods were delivered to an authorised consignee and the customs office of destination decides not to carry out any control of the goods and/or documents, and information received from the authorised consignee shows no discrepancies.

The checking of the conditions of the seals affixed, without physical control of the goods, is also recorded as code 'A2', provided the seals are intact.

3. Code 'A5' (Discrepancies) is to be indicated in the following cases:

(a) where minor discrepancies were detected, but they did not lead to a debt;

examples:

- missing, broken or damaged seals;
- goods delivered after expiry of the time limit;
- incorrect identity/nationality of means of transport;
- failure to make the necessary entries in case of incidents

- during the movement of goods;
 - irregularity in weight without visible tampering of the goods (small weight or differences by rounding off the weight);
- (b) where in cases of minor discrepancies an administrative fine was required under the national regulations;
- where goods in excess were found (the same or another type) as undeclared goods and where the Union status of those goods/the status of those goods as the goods of the Contracting Party cannot be determined.

Because the goods declared in a transit declaration were delivered to the customs office of destination, the fact that goods in excess were found does not prevent the customs office of departure from discharging the procedure. The goods originally declared for transit may then be released. For the goods in excess, the customs office of destination clarifies the situation.

4. Code 'B1' (Not satisfactory) means that there are major discrepancies that do not allow discharge of the transit procedure. The liability of the holder of the procedure and guarantor remains in place until the case is resolved. Therefore, code B1 must only be used in duly justified cases, where goods are missing (all or partly) or similar events such as the goods presented at destination differ in a significant way from the description in the declaration (as regards the type and quantity).

Where the customs office of destination suspects that a discrepancy in the quantity of the goods or presentation of different goods than declared might have been caused by an error or negligence at the place of departure, it should immediately and before sending copy 5 of the SAD or a second copy of the TAD contact the customs office of departure (by email or phone, or via the national transit coordinator or national helpdesk) in order to resolve the case. Once the case is resolved, the customs office of destination, instead of code 'B1', enters code 'A1' on copy 5 of the SAD or a second copy of the TAD and sends it to the customs office of departure.

However, where the case is not resolved or where the customs office of destination does not conclude that a discrepancy in the quantity of the goods or presentation of different goods might be caused by an error or negligence at the place of departure, it enters code 'B1' on copy 5 of the SAD or a second copy of the TAD and sends it to the customs office of departure.

The customs office of destination must start its own investigation

Articles 112 and 114(1), Appendix I to the Convention

Articles 79, 87(1 and (4)) and 124 (1)(g) and (h) UCC

Article 103I DA

in order to resolve the case.

As regards a debt referred to in points 3 (goods in excess) and 4, two options exist:

- a debt is incurred, in accordance with Article 79 of the Code/Article 112(1)(b) Appendix I to the Convention (e.g. non-compliance with a condition governing the placing of the goods under the Union transit or common transit procedures; removal of the goods from the customs supervision) and has to be paid;
- a debt had been incurred but was extinguished, in accordance with Article 124(1)(g) and (h) of the Code and Article 103I DA/ Article 112(2) Appendix I to the Convention.

Extinguishment of a debt takes place where:

- ✓ the removal of the goods from the transit procedure, or non-compliance with the conditions governing the placing of the goods under the transit procedure or governing the use of the transit procedure, results from the total destruction or irretrievable loss of those goods as a result of the actual nature of the goods or unforeseeable circumstances or *force majeure*, or as a consequence of instruction by the customs authority;
- ✓ the failure which led to the debt being incurred has no significant effect on the correct operation of the transit procedure and did not constitute an attempt at deception, and all formalities necessary to regularise the situation of the goods are subsequently carried out.

Article 103I DA specifies that one of the cases where that failure occurs is that the customs supervision has been subsequently restored for goods which are not covered by a transit declaration, but which were previously in temporary storage or were placed under a special procedure together with goods formally placed under that transit procedure³¹.

For further details see VIII.2.3.2.

In both cases (debt extinguished or not), the customs office of destination continues its investigation and follows Article 87(1) of the Code/Article 114(1), Appendix I to the Convention in order to determine the customs authority with the competence to recover the debt or potentially decide to extinguish the debt. For further details see VIII.2.1, VIII.2.2, VIII.2.3 and VIII.3.2.

³¹ Union transit procedure only.

Where the customs office of destination deems that it is competent to carry out the recovery, it requests from the customs office of departure the transfer of competency by sending the document ‘TC24 – Determination of the authority responsible for recovery’. For further details see VIII.3.3.4.

Where the customs debt is lower than EUR 10 000, it is deemed to have been incurred in the Member State where the finding was made, and so the customs office of destination is competent to carry out the recovery (Article 87(4) of the Code³²). However, that customs office must also send the document ‘TC24’ to the customs office of departure before starting the recovery procedure, although only for information.

In the cases referred to in points 1-4 above, copy 5 of the SAD or a second copy of the TAD must be returned to the customs authority in the Member State or the Contracting Party of departure without delay and at most within 8 days of the date when the transit operation was ended.

V.6.4 Specific situations

This paragraph gives information about specific situations in the transit procedure at the customs office of destination. These specific situations are:

- issuing a receipt (Paragraph V.6.4.1);
- issuing alternative proof (Paragraph V.6.4.2);
- presentation of the goods and documents outside the appointed days and hours and at a place other than the customs office of destination (Paragraph V.6.4.3);
- irregularities (Paragraph V.6.4.4);
- change of the customs office of destination (Paragraph V.6.4.5).

V.6.4.1 Issuing a receipt

At the request of the person presenting the goods and the SAD or TAD at the customs office of destination, that office will issue a

³² Union transit procedure only.

receipt. The receipt cannot, however, be used as alternative proof of the ending of the procedure.

*Article 46,
Appendix I, of the
Convention
Article 306(5) IA*

The receipt has two important functions. Firstly, it informs the holder of the procedure that the carrier delivered the transit documents to the customs office of destination. Secondly, the receipt plays an important role if an enquiry is initiated as a result of the customs office of departure not having received information of the arrived consignment. In such cases, the holder of the procedure will be able to produce the receipt for the customs office of departure, thus indicating at which customs office the goods and documents were presented. This makes the enquiry procedure much more efficient.

*Annex B10,
Appendix III, of the
Convention
Annex 72-03*

The receipt can be filled out using either:

- (i) specimen TC11 in Annex B10, Appendix III to the Convention/Annex 72-03 IA; or
- (ii) on the back of copy 5 of the SAD in the space provided for that purpose.

*Annex I, SAD of the
Convention,*

Where the back of copy 5 is used as a receipt, the following must be entered by the customs office of destination:

*Appendix B1,
Annex 9, TDA*

- the reference number of the transit operation;
- the place, name and reference number of the customs office of departure;
- the date and signature.

The person requesting a receipt in form TC11 completes the receipt before handing it to a customs officer at the customs office of destination, for endorsement.

TRADE

The person requesting a receipt at the customs office of destination will complete form TC11 in legible handwriting by entering:

- the place, name and reference number of the customs office of destination;
- the status of the goods as specified in the related SAD or the TAD;
- the reference number of the transit operation;
- the place, name and reference number of the customs office of departure.

In addition, the receipt may contain other information relating to the goods. The holder of the procedure may for instance want to show the address to which the carrier of the goods will return the receipt

after endorsement by customs. The customs office of destination is not required to return the receipt by post; however, this can be done if necessary. Normally, the holder of the procedure will request that the carrier return the receipt to him/her.

The return address may be entered on the back of the receipt.

CUSTOMS

The customs office of destination must do the following where a receipt is requested:

- check whether the correct form is used i.e. TC11;
- check that it is legible;
- check that it has been completed correctly;
- check whether there are any circumstances which mean that a receipt must not be issued;
- if in order, issue the receipt to the person who requested it.

V.6.4.2 Issuing alternative proof

*Article 51,
Appendix I, of the
Convention*

Article 312 IA

The holder of the procedure may request that customs provide it with alternative proof that the transit procedure has ended correctly and that no irregularity has been detected. This may be done when the transit declaration and goods are presented at the customs office of destination.

The holder of the procedure may request that customs provide it with alternative proof on a photocopy of a second copy of the TAD that the transit procedure has ended correctly and that no irregularity has been detected. This may be done when the goods and the TAD are presented at the customs office of destination.

Note: For detailed information on the acceptance of alternative proof by the customs office of departure see VII.3.3.1.

TRADE

To obtain alternative proof as provided for in Article 45(4) Appendix I to the Convention/Article 308 IA, a photocopy of a second copy of the TAD and LoI, where appropriate, may be presented to the customs office of destination for endorsement.

The photocopy must:

- be marked with the word ‘copy’;
- carry the stamp of the customs office of destination, the official’s signature, the date and the following mention: ‘Alternative proof – 99202’;
- contain a reference number and the details of the transit declaration.

Annex IV.8.3. contains the endorsement ‘alternative proof’ in all language versions.

CUSTOMS

The TAD and LoI (where appropriate), carrying a reference number, must be endorsed by the customs office of destination. This may include a certification applied by a computer system, but it must be clear to the customs office of departure that the certification is an original.

The customs office of destination will endorse the alternative proof when no irregularity has been found. The stamp, official’s signature and date are entered on the document.

The person presenting the alternative proof with the goods and the TAD is deemed to be the representative of the holder of the procedure. The customs office of destination will hand over the endorsed copy of the TAD to this person.

V.6.4.3 Presentation of the goods and the documents outside the appointed days and hours and at a place other than the customs office of destination

*Article 45(1),
Appendix I, of the
Convention*

Generally goods, a transit declaration and required documents must be presented:

Article 306(1) IA

- at the customs office of destination; and
- during the appointed days and hours of opening.

However, the customs office of destination may, at the request of the holder of the procedure or other person presenting the goods, allow the goods and transit documents to be presented outside the official opening hours or at any other place.

V.6.4.4 Irregularities

V.6.4.4.1 Irregularities concerning seals

Only goods which have been sealed may be released for the common/Union transit procedure. The customs office of destination must check whether the seals are still intact. If the seals have been tampered with, the customs office of destination must indicate this information on the SAD or TAD sent to the customs office of departure.

CUSTOMS

The customs office of destination checks the condition of the seals and indicates the results on the SAD or the TAD. If the seals are in poor condition, or if there is evidence that they have been tampered with, it is highly recommended that customs examine the goods and indicate the results on the SAD or the TAD.

V.6.4.4.2 Other irregularities

The customs office of destination indicates on the SAD or the TAD the irregularity it has found in order to inform the customs office of departure and takes the appropriate measures.

At the customs office of destination, a difference may be found between the goods declared on the paper and the goods actually presented at the customs office of destination. Each case must be treated individually, because it may happen that the error occurred at departure.

Excesses and shortages should refer either to the number of packages or to the gross mass or to both.

Differences in tariff classification need only be shown when required by common/Union transit legislation.

Where necessary, these differences should be notified by letter or on a photocopy of the relevant document (T1, T2, T2F, T2L, T2LF, CIM).

The excesses and shortages noted should also indicate the net, gross or other appropriate unit of quantity.

Annex V.6.8.4 contains the endorsement 'differences' in all language versions.

CUSTOMS

The customs office of destination will:

- indicate any irregularities on the SAD or the TAD.

V.6.4.5 Change of customs office of destination

Article 47(2), Appendix I to the Convention A transit operation may end at an office other than the one declared in the transit declaration. That office then becomes the customs office of destination.

Article 306(4) IA Where there is a change of the customs office of destination, the obligations of the holder of the procedure are not fulfilled when it produces the goods at the last customs office of transit which was the customs office of destination originally intended. The holder of the procedure is responsible for the correct performance of the operation as far as the new customs office of destination.

Three situations can be distinguished:

1. The new customs office of destination is in the same Contracting Party/Member State as the one entered in the transit declaration

CUSTOMS

The customs office of destination:

- registers the transit declaration;
- checks whether the information on copy 4 of the SAD or on a first copy of the TAD corresponds with the information on copy 5 of the SAD or on a second copy of the TAD;
- checks the time limit, the state of any seals (if affixed) and the itinerary (if prescribed);
- decides the level of check required;
- having obtained a positive result from the check, inserts in Box I of copy 5 of the SAD or on a second copy of the TAD code 'A1', 'A2' or 'A5' after the word 'remarks';
- having obtained a negative result from the check, enters in Box I of copy 5 of the SAD or on a second copy of the TAD code 'B1' after the word 'remarks';
- returns copy 5 of the SAD or a second copy of the TAD to the country of departure through the normal channels.

2. The new customs office of destination is in a different Contracting Party/Member State than the one entered in the transit declaration

CUSTOMS

The customs office of destination:

- registers the transit declaration;
- checks Box 52 of the SAD or the TAD to ensure that the guarantee is valid in the country concerned;
- checks whether the information on copy 4 of the SAD or a first copy of the TAD corresponds with the information on copy 5 of the SAD or on a second copy of the TAD;
- checks the time limit, the state of any seals (if affixed) and the itinerary (if prescribed);
- decides the level of check required;
- after entering the control result code ('A1', 'A2', 'A5' or 'B1'), inserts in Box I of copy 5 of the SAD or a second copy of the TAD, after the word 'remarks' the following statement: 'DIFFERENCES: CUSTOMS OFFICE WHERE GOODS WERE PRESENTED.....(NAME AND COUNTRY)';
- returns copy 5 of the SAD or a second copy of the TAD to the country of departure through the normal channels.

Annex V.6.8.9 contains the statement 'differences: ...' in all language versions.

3. The new customs office of destination is in a different Member state or Contracting Party from the one entered in the SAD or the TAD, which bears the following statement:

'EXIT FROM SUBJECT TO RESTRICTIONS OR CHARGES UNDER REGULATION/DIRECTIVE/DECISION NO

Annex 8.10 contains the statement in all language versions.

CUSTOMS

The customs office of destination:

- registers the transit declaration;
- checks Box 52 of the SAD or the TAD to ensure that the guarantee is valid for the country concerned;
- checks whether the information on copy 4 of the SAD or a first copy of the TAD corresponds with the information on copy 5 of the SAD or on a second copy of the TAD;
- checks the time limit, the state of any seals (if affixed) and the itinerary (if prescribed);
- decides the level of check required;
- having obtained a positive result from the check, inserts in Box I of copy 5 of the SAD or a second copy of the TAD, after the word 'remarks', the following statement: 'DIFFERENCES: OFFICE WHERE GOODS WERE PRESENTED.....(NAME AND COUNTRY)';

- sends to the country of departure through the normal channels:
 - notification that the goods under export restriction or under export duty were delivered to the customs office concerned;
 - copy 5 of the SAD or a second copy of the TAD;
- keeps the goods under customs control and decides whether to:
 - allow their removal to the Contracting Party with jurisdiction over the customs office of departure; or
 - disallow their removal until specific written authorisation authorising their release has been received from the customs office of departure.

V.6.5 Presentation of the goods and the transit declaration after expiry of time limit

The following are examples of proof of unforeseen circumstances which cause the time limit to expire, but for which blame is not attributable to the carrier or the holder of the procedure:

- receipt issued by the police (for instance due to an accident or theft);
- receipt issued by health service (for instance due to medical care being sought);
- receipt from the vehicle breakdown service (for instance due to a vehicle repair);
- any proof of delay due to a strike, or any other unforeseen circumstances.

However, it is up to customs at the customs office of destination to decide on the validity of the proof.

V.6.6 Specific national instructions (reserved)

V.6.7 Restricted part for customs use only

V.6.8 Annexes

V.6.8.1 Standard endorsement ‘satisfactory’

Annex deleted as no longer relevant.

V.6.8.2 Phrase ‘alternative proof’

BG	Алтернативно доказателство
CS	Alternativní důkaz
DE	Alternativnachweis
EE	Alternatiivsed tõendid
EL	Εναλλακτική απόδειξη
ES	Prueba alternativa
FR	Preuve alternative
IT	Prova alternativa
LV	Alternatīvs pierādījums
LT	Alternatyvusis įrodymas
HU	Alternatív igazolás
MK	Алтернативен доказ
MT	Prova alternattiva
NL	Alternatief bewijs
PL	Alternatywny dowód
PT	Prova alternativa
RO	Probă alternativă
SI	Alternativno dokazilo
SK	Alternatívny dôkaz
RS	Алтернативни доказ
FI	Vaihtoehtoinen todiste
SV	Alternativt bevis
EN	Alternative proof
IS	Önnur sönnun
NO	Alternativt bevis
HR	Alternativni dokaz
TR	Alternatif Kanıt

V.6.8.3 List of central offices for the return of copy 5 of the SAD or second copies of the TAD

For the latest version of this list, click on the following link:

EUROPA:

https://ec.europa.eu/taxation_customs/business/customs-procedures/what-is-customs-transit/common-union-transit_en

V.6.8.4 Phrase ‘difference’

Endorsement where the office of destination has found differences:

In Box I, following the word ‘remarks’:

BG:	Разлики:	В повече.... Липси.... Описание на стоките. Тарифна позиция....
CS:	Odlišnosti:	přebytečné množství chybějící množství název zboží sazební zařazení
DA:	Uoverensstemmelser:	overtallig : manko : varebeskrivelse : tarifiering :
DE:	Unstimmigkeiten:	Mehrmenge : Fehlmenge : Art der Waren : Unterposition HS :
EE:	Erinevused:	ülejääk : puudujääk : kauba kirjeldus : tariifne klassifitseerimine :
EL:	Διαφορές	Πλεόνασμα : Ελλειμμα : Φύση των εμπορευμάτων : Δασμολογική κατάταξη :
ES:	Diferencias:	sobra : falta : clase de mercancía : clasificación arancelaria :
FR :	Différences :	excédent : manquant : nature des marchandises : classement tarifaire :
IT:	Differenze:	Eccedenza :

		Deficienza :
		Natura della merci :
		Classificazione tariffaria :
LV:	Atšķirības:	vairāk :
		Mazāk :
		Preču apraksts :
		Tarifu klasifikācija :
LT:	Neatitikimai:	perteklius :
		trūkumas :
		prekių aprašimas :
		tarifinis klasifikavimas :
HU:	Eltérések:	többlet
		hiány
		az áruk fajtája....
		tarifaszáma
MT:		
MK:	Разлики:	
		ВИШОК:
		КУСОК:
		ОПИС НА СТОКА:
		тарифно распоредување:
NL:	Verschillen:	teveel :
		tekort :
		soort goederen :
		tariefpostonderverdeling :
PL:	Nie zgodności:	nadwyżki
		braki
		opis towarów ...
		klasyfikacja taryfowa
PT:	Diferenças:	para mais :
		para menos :
		natureza das mercadorias:
		298onsignee298ion pautal :
RO:	Diferențe:	excedent :
		lipsa :
		descrierea mărfurilor:.....
		încadrare tarifară :
SI:	Razlike:	višek :

		manko :
		opis blaga :
		tarifna oznaka :
SK:	Nezrovnalosti:	nadbytočné množstvo chýbajúce množstvo druh tovaru sadzobné zaradenie
RS:	Разлике:	Вишак:..... Мањак:..... Опис робе:..... Тарифна ознака:.....
FI:	Eroavuudet:	ylilukuinen tavara :
		puuttuu :
		tavaralaji :
		tariffiointi :
SV:	Avvikelser:	övertaligt gods :
		manko :
		varuslag :
		klassificering :
EN:	Differences:	excess :
		shortage :
		description of goods :
		tariff classification :
IS:	Osamræmi:	Umframmagn: Vöntun:
		Vörulysing: Tollflokkun :....
NO:	Uoverensstemmelser:	overtallig: manko:..... varebeskrivelse:.... tariffingering :..
HR:	Razlike:	višak: manjak:..... opis robe:.... * razvrstavanje u tarifu
TR:	Farklılıklar:	fazlalık:..... Eksiklik:..... Eşya tanımı:..... *tarife sınıflandırması

V.6.8.5 Phrase ‘discrepancy’

Annex deleted as no longer relevant.

V.6.8.6 Phrase ‘enquires being made’

Annex deleted as no longer relevant.

V.6.8.7 Phrase ‘charges collected’

Annex deleted as no longer relevant.

V.6.8.8 Phrase ‘differences: office where goods were presented (name and country)’

BG	Различия: митническо учреждение, където стоките са представени ((наименование и страна)
CS	Nesrovnalosti: úřad, kterému bylo zboží předloženo..... (název a země)
DA	Forskelle: det sted, hvor varerne blev frembudt (navn og land)
DE	Unstimmigkeiten: Stelle, bei der die Gestellung erfolgte (Name und Land)
EE	Erinevused: asutus, kuhu kaup esitati(nimi ja riik)
EL	Διαφορές: εμπορεύματα προσκομισθέντα στο τελωνείο.....(Όνομα και χώρα)
ES	Diferencias: mercancías presentadas en la oficina (nombre y país)
FR	Différences : marchandises présentées au bureau (nom et pays)
IT	Differenze: ufficio al quale sono state presentate le merci (nome e paese)
LV	Atšķirības: muitas iestāde, kurā preces tika uzrādītas (nosaukums un valsts)
LT	Skirtumai: įstaiga, kuriai pateiktos prekės (pavadinimas ir valstybė)
HU	Eltérések: hivatal, ahol az áruk bemutatása megtörtént (név és ország)
MK	Разлики: испостава каде стоките се ставени на увид (назив и земја)
MT	Differenzi: ufficcju fejn l-oġġetti kienu ppreżentati (isem u pajjiż)
NL	Verschillen: kantoor waar de goederen zijn aangebracht (naam en land)
PL	Nie zgodności: urząd w którym przedstawiono towar(nazwa i kraj)
PT	Diferenças: mercadorias apresentadas na estância (nome e país)
RO	Diferențe: mărfuri prezentate la biroul vamal (numebiroul unde au fost prezentate mărfurile (denumire și țara)
SI	Razlike: urad, pri katerem je bilo blago predloženo ... (naziv in država)
SK	Nezrovnalosti: úrad, ktorému bol tovar dodaný (názov a krajina)
FI	Muutos: toimipaikka, jossa tavarat esitetty (nimi ja maa)
RS	Разлике: царинарница којој је роба предата (назив и земља)
SV	Avvikelse: tullkontor där varorna anmälles (namn och land)
EN	Differences: office where goods were presented (name and country)
IS	Breying: tollstjórnaskrifstofa þar sem vörum var framvísað (nafn og land)
NO	Forskjell: det tollsted hvor varene ble fremlagt (navn og land)
HR	Razlike: carinski ured kojem je roba podnesena...(naziv i zemlja)
TR	Farklılıklar: Eşyanın sunulduğu idare... (adı/ülkesi)

V.6.8.9 Phrase ‘exit from Subject to restrictions or charges under regulation/directive/ decision no.....’

- BG Напускането на Подлежи на ограничения или такси съгласно Регламент/Директива/Решение № ...
- CS Výstup ze podléhá omezením nebo dávkám podle nařízení/směrnice/rozhodnutí č ...
- DA Udpassage fra undergivet restriktioner eller afgifter i henhold til forordning/direktiv/afgørelse nr. ...
- DE Ausgang aus- gemäß Verordnung/Richtlinie/Beschluss Nr. ... Beschränkungen oder Abgaben unterworfen.
- EE Väljumine ... on aluseks piirangutele ja maksudele vastavalt määrusele/direktiivile/otsusele nr....
- EL Η έξοδος από Υποβάλλεται σε περιορισμούς ή σε επιβαρύνσεις από τον Κανονισμό/την Οδηγία/την Απόφαση αριθ. ...
- ES Salida de..... sometida a restricciones o imposiciones en virtud del (de la) Reglamento/Directiva/Decisión no ...
- FR Sortie de soumise à des restrictions ou à des impositions par le règlement ou la directive/décision no ...
- IT Uscita dalla soggetta a restrizioni o ad imposizioni a norma del(la) regolamento/direttiva/decisione n. ...
- LV Izvešana no, piemērojot ierobežojumus vai maksājumus saskaņā ar Regulu/Direktīvu/Lēmumu No...,
- LT Išvežimui iš taikomi apribojimai arba mokesčiai, nustatyti Reglamentu/Direktyva/Sprendimu Nr....,
- HU A kilépés..... területéről a rendelet/irányelv/határozat szerinti korlátozás vagy teher megfizetésének kötelezettsége alá esik
- МК Излезот од предмет на ограничувања или давачки согласно Уредба/Директива/Решение Бр. ...
- MT Ҳруғ mill-sugġett għall-restrizzjonijiet jew ҥlasijiet taht Regola/Direttiva/Deċiżjoni Nru...
- NL Bij uitgang uit de zijn de beperkingen of heffingen van Verordening/Richtlijn/Besluit nr. ... van toepassing.

- PL Wyprowadzenie z..... podlega ograniczeniom lub opłatom zgodnie z rozporządzeniem/dyrektywą/decyzją nr ...
- PT Saída da sujeita a restrições ou a imposições pelo(a) Regulamento/Directiva/Decisão n.º ...
- RO Ieșire din ... supusă restricțiilor sau impozitelor prin Regulamentul/Directiva/Decizia Nr ...
- SI Iznos iz zavezan omejitvam ali obveznim dajatvam na podlagi uredbe/direktive/odločbe št ...
- SK Výstup z..... podlieha obmedzeniam alebo platbám podľa nariadenia/smernice/rozhodnutia č
- RS Излаз из..... подлеже ограничењима или трошковима на основу Уредбе/Директиве/ Одлуке бр.....
- FI vientiin sovelletaan asetuksen/direktiivin/päätöksen N:o ... mukaisia rajoituksia tai maksuja
- SV Utförsel från underkastad restriktioner eller avgifter i enlighet med förordning/direktiv/beslut nr ...
- EN Exit from subject to restrictions or charges under Regulation/Directive/Decision No ...
- IS Útflutningur fráháð takmörkunum eða gjöldum samkvæmt reglugerð/fyrirmælum/ákvörðun nr.
- NO Utförsel fra Underlagt restriksjoner eller avgifter i henhold til forordning/direktiv/vedtak nr. ...
- HR Izlaz iz ... podliježe ograničenjima ili pristojbama na temelju Uredbe/Direktive/Odluke br...
- TR Eşyanın’dan çıkışı No.lu Tüzük/ Direktif / Karar kapsamında kısıtlamalara veya mali yükümlülöklere tabidir

PART VI – SIMPLIFICATIONS

VI.1 Introduction

Part VI deals with transit simplifications.

Paragraph VI.2 outlines the general theory and legislation concerning transit simplifications.

Paragraph VI.3 describes each transit simplification.

Paragraph VI.4 deals with specific situations.

Paragraph VI.5 covers exceptions.

Paragraph VI.6 is reserved for specific national instructions.

Paragraph VI.7 is reserved for the use by customs administrations.

Paragraph VI.8 contains the Annexes.

VI.2 General theory and legislation

The legal sources are in:

- Articles 55-111b Appendix I to the Convention ;
- Article 233(4) UCC ;
- Articles 191-200 DA ;
- Articles 313-320 IA;
- Articles 25-26 TDA.

In general, transit simplifications fall into two broad categories:

1. trader-based simplifications;
2. simplifications based on the mode of transport.

The aim of transit simplifications, all of which are dependent on the reliability of the economic operator and subject to authorisation, is to find a balance between customs control and the facilitation of trade. The various transit simplifications are outlined in Paragraph VI.3.

This paragraph describes the procedure necessary to obtain an authorisation for a transit simplification. It outlines:

- the general conditions to be met by an economic operator in order to obtain authorisation for use of a simplification (Paragraph VI.2.1);
- the procedure for obtaining an authorisation (Paragraph VI.2.2);
- monitoring of an authorisation (Paragraph VI.2.3);
- the procedure for annulment, revocation and amendment of an authorisation (Paragraph VI.2.4);
- the procedure for suspension of an authorisation (Paragraph VI.2.5);
- re-assessment of an authorisation (Paragraph VI.2.6).

VI.2.1 Types of transit simplifications and conditions

Article 6 of the Convention

Article 55, Appendix I to the Convention

Articles 89(5) and 233(4) UCC

Articles 24(1) and (b) and 25-28 TDA

When an application for simplification is submitted, the customs authorities may authorise any of the following simplifications regarding the placing of the goods under the common/Union transit procedure or the ending of that procedure:

- (a) the use of a comprehensive guarantee and a comprehensive guarantee with a reduced amount (including a guarantee waiver);
- (b) the use of seals of a special type, where sealing is required to ensure the identification of the goods placed under the common/Union transit procedure;
- (c) the status of authorised consignor, allowing the holder of the authorisation to place goods under the common/Union transit procedure without presenting them to customs;
- (d) the status of authorised consignee, allowing the holder of the authorisation to receive goods moved under the common/Union transit procedure at an authorised place to end the procedure;
- (e) the use of the paper-based common/Union transit procedure for goods carried by air (applicable solely until the date of the upgrading of the NCTS system);
- (f) the use of the paper-based Union transit procedure for goods carried by sea (applicable solely until the date of the upgrading of the NCTS system);
- (g) the use of an electronic transport document (ETD) as customs declaration to place goods carried by air under the common or Union transit procedure and goods transported by sea under the Union transit procedure;
- (h) the use of the paper-based common/Union transit procedure for goods carried by rail (applicable solely until the NCTS system is upgraded);

(i) the use of other simplified procedures based on Article 6 of the Convention;

1. For simplification involving the use of a comprehensive guarantee the following conditions should be met:

- the applicant is established in the customs territory of a Contracting Party;
- the applicant has not committed any serious infringement or repeated infringement of customs legislation and taxation rules, including no record of serious criminal offences relating to his/her economic activity;
- the applicant regularly uses the common/Union transit procedure or has the practical standards of competence or professional qualifications directly related to the activity carried out.

*Articles 57 and 75,
Appendix I to the
Convention*

Article 95(1) UCC

Article 84 DA

The reference amount of the comprehensive guarantee may be reduced to 50%, 30% or 0% (waiver), provided the additional criteria are fulfilled:

- 50% of the reference amount:
 - the applicant maintains an accounting system which is consistent with the generally accepted accounting principles applied in the Contracting Party where the accounts are held, allows audit-based customs control and maintains a historical record of data that provides an audit trail from the moment the data enters the file;
 - the applicant has an administrative organisation which corresponds to the type and size of business and which is suitable for the management of the flow of goods, and has internal controls capable of preventing, detecting and correcting errors and of preventing and detecting illegal or irregular transactions;
 - the applicant is not subject to bankruptcy proceedings;
 - during the last 3 years preceding the submission of the application, the applicant has fulfilled his/her financial obligations regarding payments of (customs) debt collected on or in connection with the import or export of goods;
 - the applicant demonstrates on the basis of the records and information available for the last 3 years preceding the submission of the application that he/she has sufficient financial standing to meet his/her obligations and fulfil his/her commitments given the type and volume of the

business activity, including having no negative net assets, unless where they can be covered;

- 30% of the reference amount:
 - the applicant maintains an accounting system which is consistent with the generally accepted accounting principles applied in the Contracting Party where the accounts are held, allows audit-based customs control and maintains a historical record of data that provides an audit trail from the moment the data enters the file;
 - the applicant has an administrative organisation which corresponds to the type and size of business and which is suitable for the management of the flow of goods, and has internal controls capable of preventing, detecting and correcting errors and of preventing and detecting illegal or irregular transactions;
 - the applicant ensures that relevant employees are instructed to inform the customs authorities whenever compliance difficulties are discovered and establishes procedures for informing the customs authorities of such difficulties;
 - the applicant is not subject to bankruptcy proceedings;
 - during the last 3 years preceding the submission of the application, the applicant has fulfilled his/her financial obligations regarding payments of (customs) debt collected on or in connection with the import or export of goods;
 - the applicant demonstrates on the basis of the records and information available for the last 3 years preceding the submission of the application that he/she has sufficient financial standing to meet his/her obligations and fulfil his/her commitments given the type and volume of the business activity, including having no negative net assets, unless where they can be covered;
- 0% of the reference amount (guarantee waiver):
 - the applicant maintains an accounting system which is consistent with the generally accepted accounting principles applied in the Contracting Party where the accounts are held, allows audit-based customs control and maintains a historical record of data that provides an audit trail from the moment the data enters the file;
 - the applicant allows the customs authority physical access to its accounting systems and, where applicable, to its commercial and transport records;
 - the applicant has a logistical system which identifies

goods as goods in free circulation in the Contracting Party or as third-country goods and indicates, where appropriate, their location;

- the applicant has an administrative organisation which corresponds to the type and size of business and which is suitable for the management of the flow of goods, and has internal controls capable of preventing, detecting and correcting errors and of preventing and detecting illegal or irregular transactions;
- where applicable, the applicant has satisfactory procedures in place for the handling of licences and authorisations granted in accordance with commercial policy measures or relating to trade in agricultural products;
- the applicant has satisfactory procedures in place for the archiving of his/her records and information and for protection against the loss of information;
- the applicant ensures that relevant employees are instructed to inform the customs authorities whenever compliance difficulties are discovered and establishes procedures for informing the customs authorities of such difficulties;
- the applicant has appropriate security measures in place to protect the applicant's computer system from unauthorised intrusion and to secure the applicant's documentation;
- the applicant is not subject to bankruptcy proceedings;
- during the last 3 years preceding the submission of the application, the applicant has fulfilled his/her financial obligations regarding payments of (customs) debt collected on or in connection with the import or export of goods;
- the applicant demonstrates on the basis of the records and information available for the last 3 years preceding the submission of the application that he/she has sufficient financial standing to meet his/her obligations and fulfil his/her commitments given the type and volume of the business activity, including having no negative net assets, unless where they can be covered;

*Article 57,
Appendix I to the
Convention*

*Articles 191, 193,
195, 199 and 200*

2. For the following authorisations involving the use of seals of a special type, the status of authorised consignor and the status of authorised consignee, the following conditions should be met:

- the applicant is established in the customs territory of a Contracting Party;

DA

Articles 25-28 TDA

- the applicant declares that he/she will regularly use the common/Union transit arrangements;
- the applicant has not committed any serious infringement or repeated infringement of customs legislation and taxation rules, including no record of serious criminal offences relating to his/her economic activity;
- the applicant demonstrates a high level of control of his/her operations and of the flow of goods, by means of a system of managing commercial and, where appropriate, transport records, which allows appropriate customs controls;
- the applicant has the practical standards of competence or professional qualifications directly related to the activity carried out.

3. For authorisations involving the use of the paper-based common/Union transit procedure for goods carried by air:

- the applicant is an airline company and is established in the customs territory of a Contracting Party;
- the applicant regularly uses the common/Union transit arrangements, or the competent customs authority knows that the applicant can meet the obligations under those arrangements;
- the applicant has not committed any serious or repeated offences against customs or tax legislation.

4. For authorisations involving the use of the paper-based Union transit procedure for goods carried by sea:

- the applicant is a shipping company and is established in the customs territory of the Union;
- the applicant regularly uses the Union transit arrangements, or the competent customs authority knows that the applicant can meet the obligations under those arrangements;
- the applicant has not committed any serious or repeated offences against customs or tax legislation.

5. For authorisations involving the use of an electronic transport document (ETD) as a transit declaration to place goods under the common/Union transit procedure:

- as regards air transport (applicable to common/Union

transit):

- ✓ the applicant operates a significant number of flights between Union/common transit countries airports;
- ✓ the applicant demonstrates the ability to ensure that the particulars of the ETD are available to the customs office of departure in the airport of departure and to the customs office of destination in the airport of destination and that those particulars are the same at the customs office of departure and the customs office of destination;
- ✓ the applicant is established in the territory of a Contracting Party;
- ✓ the applicant declares he/she will regularly use the Union /common transit arrangements;
- ✓ the applicant has not committed any serious or repeated infringement of customs legislation and taxation rules, including no records of serious criminal offences relating to his/her economic activity;
- ✓ the applicant demonstrates a high level of control of his/her operations and of the flow of goods, by means of a system of managing commercial and, where appropriate, transport records, which allows appropriate customs controls;
- ✓ the applicant can demonstrate practical standards of competence or professional qualifications directly related to the activity carried out.

- as regards maritime transport (applicable only to Union transit):

- ✓ the applicant operates a significant number of voyages between EU ports;
- ✓ the applicant demonstrates the ability to ensure that the particulars of the ETD are available to the customs office of departure in the port of departure and to the customs office of destination in the port of destination and that those particulars are the same at the customs office of departure and the customs office of destination;
- ✓ the applicant is established in the territory of the Union;
- ✓ the applicant declares he/she will regularly use the Union transit arrangements;
- ✓ the applicant has not committed any serious or repeated infringement of customs legislation and

*Article 233(4)
authorisation UCC*

taxation rules, including no records of serious criminal offences relating to his/her economic activity;

*Articles 191 and
199-200 DA*

- ✓ the applicant demonstrates a high level of control of his/her operations and of the flow of goods, by means of a system of managing commercial and, where appropriate, transport records, which allows appropriate customs controls;
- ✓ the applicant can demonstrate practical standards of competence or professional qualifications directly related to the activity carried out.

6. For authorisations involving the use of the paper-based common transit procedure specific for goods carried by rail:

- the applicant is a railway undertaking;
- the applicant is established in the customs territory of a Contracting Party;
- the applicant regularly uses the common/Union transit procedure, or the competent customs authority knows that the applicant can meet the obligations under the procedure;
- the applicant has not committed any serious or repeated offences against customs or tax legislation.

All authorisations will only be granted provided that the customs authority considers that it will be able to supervise the common/Union transit procedure and carry out controls without an administrative effort disproportionate to the requirements of the person concerned.

VI.2.2 Authorisation procedure

*Article 61
Appendix I to the
Convention*

Each simplification is subject to authorisation. Applications must be submitted in electronic form or in writing, authenticated and dated³³. The applicant must provide the competent authorities with all the facts necessary for granting the authorisation.

Article 22(1) UCC

*Articles 192 and
194 DA*

The place of lodging the application depends on the type of simplification. Generally, the application is submitted to the customs authorities competent for the place where the applicant's main accounts for customs purposes are held or accessible, and

³³ Inside the Union, the Customs Decisions Management System (CDMS) is applicable for applications and authorisations.

where at least part of the activities covered by the authorisation are to be carried out. However, in specific cases the place of lodging the application is different. For authorised consignors, the application is submitted to the competent authorities in the country where the common/Union transit operation is due to begin. As regards authorised consignees, the application is submitted to the competent authorities in the country where the common/Union transit operation is due to be ended. For authorisations involving the use of the seals of special type, the applicant can choose the competent customs authorities. If the applicant is an authorised consignor, he/she may either submit the application for the use of the seals of special type to the customs authorities competent for issuing the authorisation for the authorised consignor, or according to the general rules above.

The procedures for the acceptance of authorisations and their rejection must be performed in accordance with the general provisions laid down in the Contracting Parties national legislation.

TRADE

To obtain an authorisation:

1. Submit an authenticated and dated application in electronic form or in writing, stating which simplification is requested.
2. Include all necessary particulars to support the request, such as:
 - the particulars of the applicant;
 - the place of establishment;
 - all information enabling the competent authorities to decide if the conditions are fulfilled;
3. Advise on how records of business activities are kept.

Note: applicants will be held responsible for the accuracy of the information given and the authenticity of the documents supplied.

Before the authorisation is granted, the competent authorities must assess whether the conditions are met.

The main conditions for all transit simplifications are the AEO criteria laid down in Article 39(a), (b) and (d) UCC, except for the following simplifications:

- the use of the paper-based common/Union transit procedure

- for goods carried by air;
 - the use of the paper-based Union transit procedure for goods carried by sea;
 - the use of the paper-based common/Union transit procedure for goods carried by rail.
- Article 64*
Appendix I to the Convention

Article 22(4) and (5) and 39 UCC In these cases, only the AEO criteria laid down in Article 39(a) UCC apply.

Article 14 DA

For verification of those criteria it is strongly recommended to use the '[Authorised Economic Operators Guidelines](#)' document.

The document describes in detail how and in what way the particular criteria and sub-criteria will be verified by the competent customs authorities, taking into account the size and type of the applicant (e.g. multinational companies and large business, small and medium-sized enterprises, transport companies, express operators, consignors/consignees).

During verification of the conditions any information available from other governmental authorities or agencies can be considered as well.

The authorisation must contain all the information necessary for the economic operator to apply the simplification correctly and for the competent authorities to perform their supervision.

Article 62,
Appendix I to the Convention

Usually the authorisation remains valid without any time limitation.

The authorisation takes effect from the date on which the applicant receives it, or is deemed to have received it, and is enforceable by the customs authorities from that date. That date is different only in exceptional cases:

Article 58,
Appendix I to the Convention

Article 23(5) UCC

- where the applicant has requested a different date of effect;
- where a previous authorisation has been issued with a time limitation and the sole aim of the current authorisation is to extend its validity (in this case the authorisation takes effect from the day after expiry of the validity period of the former authorisation);
- where the effect of the authorisation is conditional upon the completion of certain formalities by the applicant, in which case the authorisation takes effect from the day on which the applicant receives the notification from the competent

customs authority stating that the formalities have been satisfactorily completed.

The holder of the authorisation must inform the customs authorities of any factor arising after the authorisation was granted which may influence its continuation or content.

Decisions rejecting applications must state the reasons for rejection and must be communicated to the applicant in accordance with the time limits and provisions in force in the relevant Contracting Party.

The customs authorities must monitor the conditions to be fulfilled by the holder of the authorisation and the compliance with the obligations resulting from that authorisation.

CUSTOMS

The competent customs office:

- provides the applicant with an authenticated and dated authorisation (together with one or more copies, if the authorisation was issued in writing);
- retains applications and all supporting documents;
- retains a copy of the authorisation.

In some cases, an application will be rejected or an authorisation annulled, revoked, amended or suspended. In such cases, the application and the decision to reject it or to annul, revoke, amend or suspend the authorisation, and all attached supporting documents, must be kept for at least 3 years. This period starts from the end of the calendar year in which the application was rejected or the authorisation annulled, revoked, amended or suspended.

TRADE

Where the authorisation was issued the reference number of the authorisation is provided on a transit declaration whenever the customs office of departure so requires it in the case of the following simplifications:

- the use of seals of a special type;
- the use of the paper-based common/Union transit procedure for goods carried by air;
- the use of the paper-based Union transit procedure for goods carried by sea;
- the use of an electronic transport document (ETD) as a customs declaration to place goods under the common/Union transit procedure.

This information needs to be provided, unless it can be derived from other data elements such as the EORI number of the holder of the authorisation or the Customs Decision Management System (CDMS).

VI.2.3 Monitoring of an authorisation

*Article 58,
Appendix I to the
Convention*

Each authorisation granted must be monitored by the competent customs authorities on a continuous and regular basis.

Article 23(5) UCC

The purpose is to establish at an early stage any indication of non-compliance with the obligations resulting from the authorisation.

Where the holder of the authorisation has been established for less than 3 years, the customs authorities must closely monitor him/her during the first year after the authorisation is granted.

For the monitoring, the competent customs authority may draw up a monitoring plan outlining individual monitoring activities including their frequency and timing (e.g. checking compliance with criteria and rules including day-to-day activities of the operator, on-site visits, verification of different databases, reports submitted by operators).

The monitoring plan should be based on risk analysis performed at the different stages (verification before the authorisation is granted, management of the authorisation granted, etc.), taking into account in particular:

- the type of authorisation;
- the stability of the economic operator;
- the size of business and number of locations;
- the cooperation with the economic operator;
- information received from the economic operator about discrepancies

found or any changes that may influence the conditions of the authorisation;

- whether the economic operator has AEO status.

It is recommended that on-site visits be performed to the operators at least once a year.

The development of the monitoring plan and any visits to the premises of the operator have to be coordinated by the customs authorities (considering any other auditing/monitoring activities envisaged for the operator, e.g. AEO audits and monitoring) to avoid any duplication of examination.

VI.2.4 Annulment, revocation and amendment of an authorisation

Article 65(2) and (3), Appendix I to the Convention

The customs authorities will annul an authorisation if it was granted on the basis of incorrect or incomplete information and the holder knew or ought to have known that this information was incorrect or incomplete (e.g. incorrect number of transit operations justifying the use of a simplification, wrong location of the goods).

Articles 27 and 28 UCC

The authorisation will be revoked or amended at the request of the holder.

Equally, the competent authorities may revoke or amend the authorisation if they conclude, on the basis of information provided or on their own account, that an authorisation no longer meets the required conditions, for instance:

- one or more of the conditions needed for the issue of the authorisation are no longer fulfilled;
- a factor arising after the authorisation was granted influences its content or continuation;
- the holder fails to fulfil an obligation imposed by the authorisation.

Article 65(4), (5) and (6), Appendix I to the Convention

The competent authorities must inform the holder about the annulment, revocation or amendment of the authorisation in accordance with the time limits and provisions in force in the Contracting Party.

Articles 27 and 28 UCC

The annulment of an authorisation takes effect from the date on which the initial authorisation took effect.

The revocation or amendment of an authorisation takes effect from

the date on which the applicant receives it or is deemed to have received it. However, in exceptional cases where the legitimate interests of the holder of the authorisation so require, the customs authorities may defer the date when revocation or amendment takes effect in accordance with the time limits in force in the Contracting Parties. The date when the decision takes effect must be indicated in the decision to revoke or amend the authorisation.

In cases where the authorisation is valid in other countries, those countries must be advised immediately by the competent customs authorities about the annulment, revocation or amendment of the authorisation in the way specified for each type of simplification.

VI.2.5 Suspension of an authorisation

*Articles 67-69
Appendix I to the
Convention*

Articles 16-18 DA

Suspension of the authorisation means that granted authorisation is not valid during a specific period.

The authorisation may also be suspended, instead of annulling, revoking or amending it, in the following cases:

- there are sufficient reasons for annulling, revoking or amending the authorisation, but the competent authorities do not yet have all necessary elements to decide about the annulment, revocation or amendment;
- the holder of the authorisation no longer fulfils one or more conditions or is not ensuring compliance with his/her obligation, but the customs authorities allow him/her to take appropriate measures to improve the situation;
- the holder of the authorisation requests such suspension because he/she is temporarily unable to fulfil the conditions or to comply with the obligations imposed under that authorisation.

When the holder improved his/her situation, he/she notifies the customs authorities of:

- (i) the measures he/she commits to undertaking to ensure fulfilment of the conditions or compliance with the obligations; and
- (ii) the period of time he/she needs to take those measures.

The customs authorities have to define the period of suspension. Generally, it should correspond to the period of time needed by those authorities to establish whether the conditions for annulment, revocation or amendment are fulfilled.

The period of suspension may be further extended at the request of the holder of the authorisation. The customs authorities may further extend that period if they need more time to verify the measures taken by the holder to fulfil the conditions or comply with the obligations, but that extension must not exceed 30 days.

Extension of the period of suspension is also needed where, following the suspension, the customs authorities intend to annul, revoke or amend the authorisation. In this case, the period is extended until the decision on annulment, revocation or amendment takes effect.

A suspension ends at the expiry of the period of suspension unless before the expiry of that period one of the following situations occurs:

- the suspension is withdrawn because there are no grounds to annul, revoke or amend the authorisation, in which case the suspension ends on the date of withdrawal;
- the suspension is withdrawn because the holder of the authorisation has taken, to the satisfaction of the customs authority competent to grant the authorisation, the necessary measures to meet the conditions laid down for the authorisation or to comply with the obligations imposed under that authorisation. In that case the suspension ends on the date of withdrawal;
- the suspended authorisation is annulled, revoked or amended, in which case the suspension ends on the date of annulment, revocation or amendment.

The customs authorities inform the holder of the authorisation of the end of the suspension.

In cases where the authorisation is valid in other countries, those countries must be advised immediately by the competent customs authorities about the suspension and the end of suspension of the authorisation in the way specified for each type of simplification.

VI.2.6 Re-assessment of an authorisation

Article 66, Appendix I to the Convention

The customs authorities competent to grant the authorisation are obliged to re-assess it every once in a while in the following cases:

Article 15 DA

- where there are changes to the legislation affecting the

authorisation;

- where necessary, as a result of the monitoring carried out;
- due to information provided by the holder of the authorisation or by other authorities.

Depending on the reasons for the re-assessment, it can result in a full or partial re-examination of concrete conditions.

The result of the re-assessment is notified to the holder of the authorisation.

For more information on the re-assessment of authorisations, it is strongly recommended to use the '[Authorised Economic Operators Guidelines](#)' document.

The result of the re-assessment may include the following:

- maintaining the granted authorisation without amendments;
- amendment of the authorisation;
- revocation of the authorisation;
- suspension of the authorisation.

VI.3 Description of simplifications

This paragraph describes the following simplifications:

- the comprehensive guarantee and guarantee waiver (Paragraph VI.3.1);
- use of seals of a special type (Paragraph VI.3.2);
- authorised consignor (Paragraph VI.3.3);
- authorised consignee (Paragraph VI.3.4);
- the use of the paper-based common/Union transit procedure for goods carried by rail (Paragraph VI.3.5);
- the use of the paper-based common/Union transit procedure for goods carried by air (Paragraph VI.3.6);
- the use of the paper-based Union transit procedure for goods carried by sea (Paragraph VI.3.7);
- simplified procedures based on Article 6 Convention/Article 97(2) CCC (Paragraph VI.3.8);
- the use of an electronic transport document (ETD) as a transit declaration to place goods carried by air under the common/Union transit procedure (Paragraph VI.3.9);
- the use of an electronic transport document (ETD) as a transit declaration to place goods carried by sea under the Union transit procedure (Paragraph VI.3.10).

Geographical validity of transit simplifications	
ALL COUNTRIES:	<ul style="list-style-type: none"> - comprehensive guarantee* - reduced comprehensive guarantee* - guarantee waiver* - the use of the paper-based common/Union transit procedure for goods carried by rail; <p>*except common transit countries excluded by the guarantor. Validity in Andorra and/or San Marino only possible for Union transit.</p>
ALL COUNTRIES provided that the transit operation starts in the country where the authorisation was granted:	<ul style="list-style-type: none"> - use of seals of a special type - authorised consignor
COUNTRY where the authorisation was granted:	<ul style="list-style-type: none"> - authorised consignee
COUNTRY/COUNTRIES concerned:	<ul style="list-style-type: none"> - the use of the paper-based common/Union transit procedure for goods carried by air; - the use of the paper-based Union transit procedure for goods carried by sea; - the use of an electronic transport document (ETD) as a transit declaration; - the use of simplified transit procedures based on Article 6 of the Convention.

VI.3.1 Comprehensive guarantee and guarantee waiver

Where required, the holder of the procedure must provide a guarantee in order to place goods under the transit procedure.

*Article 74-80
Appendix I to the
Convention*

The standard transit guarantee is an individual guarantee covering one single transit movement.

*Articles 89(5) and
95 UCC
Article 84 DA*

However, an economic operator can be authorised, subject to the conditions specified in Paragraph 2.1, to use a comprehensive guarantee or a guarantee waiver which can be used to cover several transit movements. For further details on the comprehensive guarantee and guarantee waiver see Part III.

The authorisation procedure must be in accordance with paragraph VI.2.2.

For revocation or amendment of the authorisation see VI.2.3.

VI.3.2 Use of seals of a special type

*Articles 81-83
Appendix I to the
Convention*

The competent authorities may authorise holders of the procedure to use seals of a special type on their means of transport, the containers or packages.

Articles 317-318 IA

The customs authority must also accept, in the context of authorisation, the seals of a special type that have been approved by the customs authorities of another country, unless it has information that the particular seal is not suitable for customs purposes.

The special types of seals must comply with the characteristics of seals described in IV.2.3.8.4.

Where seals have been certified by a competent body in accordance with ISO International Standard No 17712:2013 ‘Freight containers – Mechanical Seals’, those seals will be deemed to fulfil those requirements.

For containerised transports, seals with high-security features must be used to the widest possible extent.

The seal of a special type must bear either of the following indications:

- the name of the holder of the authorisation;
- a corresponding abbreviation or code, on the basis of which

the customs authority of the country of departure can identify the person;
The authorisation procedure must be carried out in accordance with Paragraph VI.2.2.

For revocation or amendment of the authorisation see VI.2.3.

CUSTOMS

The customs authority must do the following:

- notify the Commission and the customs authorities of the other Contracting Parties of seals of a special type in use and of seals of a special type which it has decided not to approve for reasons of irregularities or technical deficiencies;
- review the seals of a special type approved by it and in use, when it receives information that another authority has decided not to approve a particular seal of a special type;
- conduct a mutual consultation in order to reach a common assessment;
- monitor the use of the seals of a special type by authorised persons.

Where necessary, the Member States and other Contracting Parties may, in agreement with each other, establish a common numbering system and decide on the use of common security features and technology.

TRADE

The holder of the procedure (mainly the authorised consignor) must enter the number and the individual seal identifiers of the seals of a special type in the transit declaration and affix seals no later than when goods are released for the common/Union transit procedure.

VI.3.3 Authorised consignor

This paragraph is subdivided as follows:

- introduction (Paragraph VI.3.3.1) ;
- authorisation (Paragraph VI.3.3.2) ;
- procedures (Paragraph VI.3.3.3).

VI.3.3.1 Introduction

*Articles 84 and 86,
Appendix I to the
Convention*

Article 314 IA

An authorised consignor is a person authorised by the competent authorities to carry out transit operations without presenting the goods at the customs office of departure. That person is the holder of the procedure. The goods have to be under that person's control at his/her premises specified in the authorisation at the moment he/she launches the declaration.

The authorised consignor is entitled to lodge a transit declaration in the NCTS and enter in the system the following information:

- the number and the individual seal identifiers (if seals were affixed);
- the time limit within which the goods must be presented at the customs office of destination;
- prescribe itinerary, if required.

The authorised consignor shall affix the seals of a special type, therefore the consignor needs a separate authorisation (see Paragraph 3.2).

VI.3.3.2 Authorisation

*Article 84,
Appendix I to the
Convention*

The authorisation procedure must be carried out in accordance with Paragraph VI.2.2.

Article 193 DA

To obtain the status of authorised consignor, an economic operator must fulfil the conditions (see VI.2.1) and in addition must:

- be a holder of an authorisation to use a comprehensive guarantee or a comprehensive guarantee with a reduced amount (including a guarantee waiver) (see Part III, paragraph 4);
- use a data processing technique to communicate with the customs authorities.

*Article 85,
Appendix I to the
Convention*

Annex A DA

To enable the competent authority to make an initial assessment, the application must indicate as far as possible:

- an estimation of how often per month the applicant will send goods under common/Union transit procedure;
- the location of the goods;
- the place where records are kept.

The competent authority can demand that the applicant provide all additional details or supporting documents necessary for processing the application.

The administration of the holder of the authorisation must be organised in a way that makes it easy to link the information on the goods in the transit declaration with the information in the consignments notes, invoices, etc. Of particular importance is the information on the number and type of packages, on the type and volume of the goods and on their customs status.

For annulment, revocation or amendment of the authorisation see VI.2.3.

CUSTOMS

The authorisation must specify the following:

1. the customs office or customs offices of departure that will be responsible for forthcoming common transit operations;
2. the time limit in minutes available to the customs office of departure after the lodging of the transit declaration, within which those authorities may carry out any necessary controls before the release and the departure of the goods;
3. in the case of a business continuity procedure, how the authorised consignor is to inform the customs office of departure of transit operations so that it may carry out any necessary controls before the departure of the goods;
3. the categories or movements of goods excluded from the authorisation (if any);
4. the operating and control measures with which the authorised consignor has to comply;
5. any specific conditions relating to transit arrangements carried out beyond the normal working hours of the customs office(s) of departure (if applicable).

VI.3.3.3 Procedures

VI.3.3.3.1 Standard transit procedure – obligations of the authorised consignor

*Article 86,
Appendix I to the
Convention*

Article 314 IA

The authorised consignor cannot start the common/Union transit operation before the expiry of the time limit specified in the authorisation (see VI.3.3.2). The authorised consignor follows the same procedure as the one described in IV.1.3 except that he/she does not have to present the goods to the customs office of departure.

In the event of a control, the authorised consignor has to ensure that the goods will be at the disposal of customs.

Where that simplification applies, the authorised consignor must fulfil all the obligations and conditions agreed on in his/her authorisation.

After release of the goods for common/Union transit procedure, the authorised consignor prints the TAD and, where appropriate, the LoI and hands it over to the carrier.

*Point 20.1, Chapter III, Part I of Annex 72-04, UCC IA
Point 20, Chapter III, of Annex II of Appendix I to the Convention*

The customs authority may authorise the authorised consignor to use the loading list instead of the LoI as the descriptive part of the TAD, at the condition that all the data is available in NCTS. The use of the loading list is described in Part V, section V.3.3.1.2.

In Box 31 of the TAD it must be indicated that the LoI is replaced by the loading list, its references and the total number of pages of the loading list. A stamp, the model of which is shown below, may be used for this purpose or an electronic replica thereof.

List of Items replaced by _____ pages of the loading list <u>(number)</u> / <u>(date)</u>
--

All messages between the authorised consignor and the customs office of departure are exchanged using data processing techniques.

In general, the hours during which the authorised consignor may start a common/Union transit procedure must coincide with the normal opening hours of the customs office of departure.

However, taking account of the individual activities of certain economic operators, the competent authorities may include in the authorisation a provision to the effect that a common/Union transit procedure may start outside of the opening hours of the relevant office.

The authorisation stipulates which identification measures must be taken and whether these are to be applied by the authorised consignor or the customs office of departure.

If the authorised consignor is required to seal the means of transport or packages he/she must use the seals of a special type on the basis on the authorisation granted to him/her.

The seals of a special type must comply with the characteristics of

seals described in IV.2.3.8.2 and IV.2.3.2.

Customs may waive the requirement to use seals where the authorised consignor

- provides a goods description that is sufficiently precise to permit easy identification of the goods; and
- states their quantity and nature and any specific features such as serial number of the goods.

The authorisation must stipulate the circumstances under which seals or other identification measures are to be used.

VI.3.3.3.2 Business continuity procedure – obligations of the authorised consignor

Annex II, Appendix I to the Convention

Annex 72-04 IA

If the NCTS or the electronic system of the authorised consignor is unavailable, the authorised consignor has to contact the competent authorities and ask for the approval to use a business continuity procedure.

After the approval has been given, the authorised consignor can use the SAD, the SAD printout or the TAD as the transit declaration.

The transit declaration must be completed by entering:

- in Box 44 the prescribed itinerary, if appropriate;
- in Box D the time limit for delivery of the goods to the customs office of destination and information about the seals affixed (if any);
- the endorsement ‘Authorised consignor – 99206’;
- the date on which the goods are consigned;
- code ‘A3’;
- a number of the transit declaration (in accordance with the rules agreed with the customs office of departure or laid down in the authorisation).

The SAD or the TAD may be produced in one of the ways set out below.

- They are stamped in advance with the stamp of the customs office of departure and signed by an official of that office in Box C. The pre-authenticated SADs or TADs are numbered consecutively in advance and must be registered by the customs office. Any SAD-BIS forms, loading lists or Lists of Items that accompany pre-authenticated SADs or TADs must also be pre-authenticated.
- They are stamped by the authorised consignor with a special

stamp approved by the competent authority and using the form set out in Annex B9 of Appendix III to the Convention/Annex 72-04 IA. The stamp may be pre-printed on the forms where a printer approved for that purpose is used.

The authorised consignor must complete the box by entering the date on which the goods are consigned and allocate a number to the transit declaration in accordance with the rules laid down in the authorisation.

The stamp is placed on copies 1, 4 and 5 SAD or on two copies of the TAD, as well as on all copies of the SAD-BIS forms, loading lists or Lists of Items.

The number of the SAD or the TAD is mentioned in Box 3 of the special stamp. It may be pre-printed at the same time as the stamp and in the impression thereof. The authorisation stipulates that the numbering must form part of an uninterrupted series.

The stamp may be pre-printed on the SADs or TADs. Traders wishing to use the pre-printed method must use a printing company approved by the customs authorities of the country where the authorised consignor is established.

The customs authorities may authorise authorised consignors to complete SADs or TADs using a data processing technique. In such cases, the imprint of the special stamp printed by the computer may differ slightly.

Note: a special stamp is used by the Italian customs authorities. A specimen of that stamp is reproduced in Annex VI.8.1.

Authorised consignors must take all necessary measures to ensure the safekeeping of the special stamp or of the pre-authenticated or pre-printed SADs or TADs in order to avoid their misuse, loss or theft and must present them to the customs authorities when required.

Customs may carry out a post-clearance check to establish whether the authorised consignor has taken all necessary measures to ensure the safekeeping of the special stamp and of the forms bearing the stamp of the customs office of departure or the special stamp.

Where SADs or TADs bearing the special stamp are made out using data processing techniques, the competent authority may authorise

the authorised consignor not to sign them.

Authorised consignors who obtain this authorisation must enter in box 50 of the SAD or the TAD the words ‘Signature waived – 99207’.

The waiver is subject to the condition that the authorised consignor has previously given the customs authorities a written undertaking acknowledging that it is the holder of the procedure for all transit operations carried out under cover of SADs or TADs bearing the special stamp.

Where the decision to revert to a business continuity procedure is taken, it is important to ensure that any declaration entered into the NCTS but not processed further due to system failure is invalidated.

VI.3.3.3.2.1 Identification measures

See: VI.3.3.3.1.

Where seals are not required, the authorised consignor must enter the word ‘Waiver – 99201’ in Box D of the SAD or the TAD after the words ‘seals affixed’.

VI.3.3.3.2.2 Departure of the goods

The authorised consignor must complete the SAD or the TAD.

He must inform the customs office of departure, by fax, email or in another way agreed in the authorisation of all forthcoming transit operations. In this way, the competent authorities can, if necessary, carry out checks before the release of the goods.

The information sent to the customs authority must include the following:

- details of the transit declaration;
- the date and time of dispatch of the goods and details of seals to be affixed, if appropriate;
- the normal trade description of the goods;
- the numbers of the attached documents, if appropriate.

In general, the hours during which the authorised consignor may start a common/Union transit procedure must coincide with the

normal opening hours of the local customs office.

However, taking account of the individual activities of certain economic operators, the competent authorities may include in the authorisation the provision that a common/Union transit procedure may start outside of the opening hours of the relevant office.

In addition, the customs authorities may authorise authorised consignors who consign goods according to a regular schedule (fixed days and hours) to provide details of the schedule to the appropriate customs office. Customs may exempt the consignor from giving information as each consignment is dispatched and preclude the intervention of the customs office of departure.

Where the customs authorities do not check the goods before its departure, the authorised consignor must, not later than on consignment of the goods, enter:

- in Box 44 of copy 1 of the SAD or of a first copy of the TAD details of the prescribed itinerary (if applicable);
- in Box 50 of copy 1 of the SAD or of a first copy of the TAD the words ‘signature waived’, where applicable; and,
- in Box D of copy 1 of the SAD or of a first copy of the TAD
 - the time limit within which the goods must be presented at the customs office of destination (a date must be mentioned and not the number of days);
 - the details of the seals used (or the word ‘waiver’, where applicable);
 - the words ‘authorised consignor’;
 - the code ‘A3’; and
 - a stamp indicating the use of a business continuity procedure. Annex V.1.8.1 contains the business continuity stamp in the different languages.

In cases where the customs authorities of the customs office of departure check the goods, they must record the fact in Box D of the SAD or the TAD.

Copies 4 and 5 of the SAD or a second copy of the TAD must be given to the carrier. The authorised consignor shall retain copy 1 of the SAD or the first copy of the TAD.

After departure of the goods, the authorised consignor must send copy 1 of the SAD or a first copy of the TAD to the customs office of departure without delay and within the time limit specified in the

authorisation.

CUSTOMS

The customs office of departure:

- retains copy 1 of the SAD or a first copy of the TAD;
- checks the consecutive numbering of the SADs or the TADs (pre-authenticated SADs or TADs that are not used must be returned to customs).

VI.3.4 Authorised consignee

This paragraph is subdivided as follows:

- introduction (Paragraph VI.3.4.1) ;
- authorisation (Paragraph VI.3.4.2) ;
- procedures (Paragraph VI.3.4.3).

VI.3.4.1 Introduction

The general rule is that goods placed under the common/Union transit procedure together with the corresponding documents must be presented at the customs office of destination.

However, authorisation as an authorised consignee allows the economic operator to receive the goods at his/her premises, or at any other specified place, without presenting them at the customs office of destination.

VI.3.4.2 Authorisation

The authorisation procedure must be carried out in accordance with VI.2.2, unless otherwise provided hereunder.

To obtain the status of authorised consignee, an economic operator must fulfil the conditions (see VI.2.1).

The authorisation as an authorised consignee can only be granted if the economic operator, in addition to the other conditions, uses a data processing technique to communicate with the customs authorities.

To enable the competent authority to make an initial assessment, the application must indicate as far as possible:

- an estimation of how often per month the applicant will receive

- goods under common/Union transit procedure;
- the location of the goods;
- the place where records are kept.

The authorised consignee must be organised in a way that will make it easy to link the information on the goods in the transit declaration with the information in records of the authorised consignee so as to enable customs authorities to check the movement. Of particular importance is information on the volume and type of the goods and the volume of the goods and their customs status.

For annulment, revocation or amendment of the authorisation see VI.2.3.

CUSTOMS

The authorisation must specify the following:

1. the customs office or customs offices of destination responsible for the supervision of the authorised consignee;
2. the time limit in minutes available to the customs office of destination after ending a transit procedure, within which those authorities may carry out any necessary controls before the release of the goods;
3. in the case of a business continuity procedure how, the authorised consignee is to inform the customs office of destination of transit operations in order that it may carry out any necessary controls before the release of the goods;
4. the categories or movements of goods which are excluded from the authorisation (if any);
5. the operating and control measures with which the authorised consignee has to comply;
6. any specific conditions related to transit arrangements carried out beyond the normal working hours of the customs office(s) of destination (if applicable).

VI.3.4.3 Temporary storage

Articles 144, 145(1),(3) and (11), 147 and 148 UCC, Article 115 DA This paragraph concerns the EU only.

When the goods are presented at the authorised consignee premises and the Union transit procedure is ended, the goods are in temporary storage.

Goods in temporary storage can be stored either in temporary storage

facilities or in other places designated or approved by the customs authorities. However, where the goods are stored in other places, they should be declared for subsequent customs procedure or re-exported no later than 6 days after their presentation (unless the customs authorities require the goods to be examined).

The operation of temporary storage facilities requires authorisation to be granted by the competent customs authorities.

Unless the guarantee waiver applies, the guarantee should be lodged irrespective of the place of temporary storage (temporary storage facilities or the place designated or approved by customs authorities).

VI.3.4.4 Procedures

VI.3.4.4.1 Standard transit procedure

*Article 88,
Appendix I,
Convention*

The authorised consignee follows the same procedure as the one described in IV.4.3 except for the following obligations the consignee has to meet (in the given sequence):

Articles 315-316 IA

- the goods have to be presented at the customs office of destination;
- after arrival of the goods at a place specified in the authorisation, the consignee has to send immediately the message ‘Arrival advice’ (IE007) to the customs office of destination and inform it of any irregularities or incidents that occurred during transport (e.g. seals removed);
- he/she has to wait for the expiry of the timer and the reception of the message ‘Unloading permission’ (IE043) and give customs the possibility to check the goods before their unloading;
- he/she has to control and unload the goods;
- he/she has to send the message ‘Unloading remarks’ (IE044) to the customs office of destination, indicating any irregularities, at the latest on the third day following the day on which he/she has received permission to unload the goods.

At the carrier’s request, the authorised consignee will issue the receipt certifying arrival of the goods at a place specified in the authorisation and contains a reference to the MRN of the common/Union transit operation. The receipt must be provided using the form set out in Annex B10, Appendix III to the

VI.3.4.4.2 Business continuity procedure

In the case of a business continuity procedure, the authorised consignee has to inform without delay the competent authority by whatever means they have agreed in the authorisation (by fax, email or another way) about the arrival of goods. After the unloading permission given by the customs office of destination he/she can unload the goods at a place or places specified in the authorisation.

The authorised consignee has to indicate the date of arrival, actual state of the seal(s), the control result code, and his/her authorisation stamp on copies 4 and 5 of the SAD or on a second copy of the TAD, which accompanied the goods and deliver them to the customs office of destination as soon as possible, no later than the following working day.

The authorised consignee must inform the customs office of destination of the arrival of the goods in accordance with the conditions laid down in the authorisation in order for the competent authorities to carry out controls, where necessary, before the release of the goods.

The information sent to the customs office of destination should contain the following:

- number of the transit declaration;
- date and time of arrival of the goods and the condition of the seals, if appropriate;
- the normal trade description of the goods (including HS code, if it is part of the declaration);
- details of excess quantities, deficits, substitutions or other irregularities such as broken seals.

In general, the hours during which the authorised consignees can receive goods will coincide with the normal opening hours of the customs office of destination.

However, taking account of the individual activities of certain economic operators, the competent authorities may include in the authorisation the provision that goods arriving outside of the opening hours of the relevant office can be released by the authorised consignee.

In addition, the customs authorities may authorise authorised

consignees who receive consignments according to a regular schedule (fixed days and hours) to provide details of the schedule to the appropriate customs office. This may exempt the authorised consignee from giving information as each consignment arrives and may allow them to dispose of the goods at the time of arrival without intervention by the customs office of destination.

Note: in all instances where excess quantities, deficits, substitutions or other irregularities such as broken seals are discovered, the customs office of destination must be informed immediately.

If the customs authorities decide to examine the goods, they must not be unloaded by the authorised consignee. If customs do not wish to examine the goods, the authorised consignee must be given permission to unload them.

Where the customs authorities do not check the consignment on arrival, the authorised consignee must enter in the left-hand division of Box I of copies 4 and 5 of the SAD or of a second copy of the TAD and, if applicable, in his records:

- the date of arrival; and,
- the condition of any seals affixed.

Note: the second subdivision of Box I is reserved for the entries of the customs office of destination.

Copies 4 and 5 of the SAD or a second copy of the TAD must be forwarded without delay by the authorised consignee to the customs office of destination.

CUSTOMS

Regarding:

- the recording, control or annotation of the SAD or the TAD;
- the return of copy 5 of the SAD or a second copy of the TAD to the customs office of departure;
- the treatment of irregularities; possible checks, etc.;

the provisions of Part IV apply *mutatis mutandis*.

VI.3.5 Goods carried by rail

VI.3.5.1 Simplifications applicable to transit procedures by rail

Rail freight transport has been liberalised in the EU since the start of 2007, for both national and international services. Freight

transported by rail under liberalised conditions has to follow the same standard transit procedure as for any other transit movement. It should take place under cover of a standard transit declaration using the NCTS as described in detail in Part IV or another transit procedure described in I.4.2 as for any other transit movement.

Section VI.3.5.2 below indicates however certain rail-dedicated particularities when the standard procedure is used.

Notwithstanding the liberalisation of the rail freight transport, during a transitional period, a special ‘paper-based transit procedure for rail’ can still be applied until the NCTS has been updated in accordance with the UCC work programme. However, this paper-based procedure may be used only when at least two railway undertakings are operating under the system of transport in co-operation mode, which still exists in the liberalised market, even though its use decreases. See Section VI.3.5.3.

Until the NCTS has been updated in accordance with the UCC Work Programme, Member States have also the possibility to continue applying other paper-based Union transit procedures. The application of this transitional provision is detailed in Section VI.3.5.4.

Furthermore, it is possible to move Union goods by rail from one point to another within the customs territory of the Union through the territory of a common transit country without alteration of their customs status and without placing them under a customs procedure, as described in Section VI.3.5.5.

VI.3.5.2 The standard procedure for rail and its particularities

Where goods are moved under the cover of a standard transit declaration using the NCTS, as described in detail in Part IV, certain rail-dedicated variations apply.

The customs office competent for the station of departure is the customs office of departure. The customs office competent for the station of destination is the customs office of destination. If the movement by rail started before entering the customs territory of the Union or a common transit country, the station at the customs office of first entry will be the station of departure. If the transport by rail continues after leaving the customs territory of the Union or the common transit country without re-entry, the station at the

customs office of exit will be the station of destination.

*Articles 302(2)(b),
IA
Articles 39 (2)(b),
Appendix I to the
Convention*

By way of derogation from the general obligation to seal the consignments for identification purposes, neither the means of transport nor the individual packages containing the goods have to be sealed if the railway companies have applied identification measures.

Notwithstanding this derogation, the customs office of departure may still decide to seal the consignments for identification purposes.

*Article 304(6), IA
Article 43(5),
Appendix I to the
Convention*

Goods moved by rail under the Union or common transit procedure do not have to be presented at the customs office of transit on the condition that the customs office of transit can verify the border passage of the goods by other means.

Such verification should only take place when needed. The verification may take place retrospectively.

*Article 305(1)(f)
and (4), IA

Article 44(1)(f) and
2(b), Appendix I of
the Convention*

When wagons are withdrawn from a set of coupled railway carriages or wagons due to technical problems, from the customs perspective it constitutes an incident during transport. Nevertheless, the carrier may continue the transit operation under the existing transit procedure. The wording “technical problems” should be interpreted widely, also covering such events as dividing of trains or withdrawing of wagons due to unforeseen operational disturbances.

*Article 305(6), IA
Article 44(3),
Appendix I of the
Convention*

When the incident occurs, it must be annotated by the carrier holding the goods on the TAD and will be entered in the NCTS system by the Customs Office of Destination.

*Article 309(1),(2)
and (3) IA
Article 47(4),(5)
Appendix I of the
Convention*

The withdrawn wagons remain covered by the transit declaration as indicated on the copy of the TAD (or any other appropriate form indicating the MRN and referring to the incident) accompanying the withdrawn wagons. However, they must be presented to the Customs Office of Destination within 6 days that the first wagons have been presented to that customs office and the transit operation has ended. The Customs office of Destination must return the control results within these 6 days.

When the goods are already being moved to the destination station before an enquiry procedure starts, they may remain under the existing transit procedure until they arrive. When at the time of the enquiry, the goods are still blocked at the place where the incident

occurred, a new transit declaration needs to be lodged for the onward movement. The exact procedure that will be applicable to the withdrawn wagons will be assessed case by case. In principle, such assessment shall be performed by the Customs Office of competent for the place where the incident occurred and, in addition, the Customs Office of Departure will consult the Customs Office of Destination during the enquiry procedure, if launched. The requirement to lodge a new transit declaration for the withdrawn wagons that were not presented within the 6 days deadline is one of the possible outcomes.

The goods presented at the Customs Office of Destination may be released from transit and placed under a consecutive customs procedure or temporary storage, if a national solution is provided. The part of the reference amount of the guarantee that was blocked, may be reused as from the moment the transit operation has ended (even so, part of the consignment was not yet presented). However, the transit procedure has not been discharged and customs may still claim the guarantee in case of need, e.g. if the withdrawn wagon never arrives.

If the wagons arrive within 6 days, the control result can be sent confirming that all goods arrived correctly with the corresponding code A and the Customs Office of Departure can subsequently discharge the transit procedure.

However, if the wagons do not arrive within 6 days, the transit procedure cannot be discharged. The customs office of destination must send the control results with code B and indicate that wagons/goods are missing. The issue must be further solved in the context of the enquiry procedure and based on the action taken by the office of incident.

As of the deployment of NCTS 5 at the customs office of departure, the deadline to send the control results will be extended to 12 days. The above-described process will be managed as ‘partial release’ in NCTS 5. The Transit Manual will be amended at a later stage to describe the procedural rules applicable for NCTS 5, drawing on the experience of the forerunners.

The following simplifications also apply for goods transported by rail upon authorisation:

- the status of authorised consignor (see Part VI); and
- the status of authorised consignee (see Part VI).

VI.3.5.3 Paper-based transit procedure for rail (transitional provision)

VI.3.5.3.1 Introduction

Article 24 TDA

Articles 55(f)

*Appendix I to the
Convention*

The paper-based transit procedure for goods carried by rail is a transitional procedure. It entails using the paper-based CIM consignment note as a transit declaration for goods carried by authorised railway undertakings. The paper-based CIM consignment note can be used until the deployment of the updated NCTS (phase 5)³⁴.

The update of NCTS phase 5 includes features which make it easier to lodge the customs transit declaration for rail transport. Therefore, once the NCTS phase 5 update has been deployed at the customs office of departure, the standard transit procedure based on NCTS described in Part IV applies.

Using the paper-based CIM consignment note as a transit declaration is optional. A railway undertaking can opt to use the standard transit procedure based on NCTS. In that case, the CIM consignment note serves only as a transport document, and all standard transit provisions apply as described in Part IV and the above Section VI.3.5.2.

The standard transit procedure also applies if the electronic form of the CIM consignment note is used instead of the paper-based form. The data on an electronic transport document used by railways as a transit declaration will be processed by NCTS.

VI.3.5.3.2 Conditions for using the paper-based CIM consignment note as a transit declaration

Article 30 TDA

Article 91,

*Appendix I to the
Convention*

To use the CIM consignment note as a transit declaration for Union or common transit, the following conditions must be met.

1. The goods must be carried by a railway undertaking in accordance with the Convention concerning International Carriage by Rail (COTIF) of 9 May 1980 in the version of the Protocol of Modification of 3 June 1999.
2. The railway undertakings carrying out the transport operation in the customs territory of the Union or common transit countries

³⁴ In accordance with the [UCC work programme](#).

must be authorised railway undertakings, or some of them must hold a national authorisation as an ‘intermediate railway undertaking’.

Article 32(1) TDA

*Article 94(1)
Appendix I to the
Convention*

3. The goods must be successively taken over and carried by different authorised railway undertakings at national level, so that it is possible to carry goods to and from the nearest station in a neighbouring territory in a way that is agreed between the carriers.

4. The involved railway undertakings must declare themselves to be jointly liable to the customs authority for any potential customs debt (import duties and other charges).

*Articles 29 and
32(3), 41(1), 41(2)
TDA*

5. The railway undertakings, through their accounting offices and in cooperation with each other, must operate a commonly-agreed system to check and investigate irregularities in their movement of goods (see also Section VI.3.5.3.5.1 How the accounting offices).

*Articles 92(2) and
94(3) Appendix I to
the Convention*

6. The railway undertakings must be responsible for:

- (a) the separate settlement of the transport costs;
- (b) the breakdown of the transport costs by country;
- (c) the payment of the respective share of the costs; and
- (d) a system to check and investigate irregularities.

The competent customs authority must have access to the data in the accounting office of the respective railway undertaking.

The paper-based procedure cannot be used if:

- **only one carrier** is involved in the transport; or
- a **carrier is carrying** the goods **beyond the national territory** with the exception of carriages to and from the station in the neighbouring territory as agreed between the carriers (see above point 3); or
- a **carrier does not meet a requirement** of the simplified procedure, unless he/she is authorised as an intermediate railway undertaking³⁵ (see above point 2).

In all these cases, the standard transit procedure applies and the CIM consignment note only serves as a transport document.

For more specific cases and examples on using this simplified

35 An intermediate railway undertaking may be authorised, even if it does not meet all the conditions of the paper-based procedure, if: (i) a railway undertaking that is entitled to use the paper-based procedure is acting as the holder of the procedure; and (ii) the intermediate railway undertaking is neither the first nor the last carrier in the customs territory of the Union or common transit countries.

procedure, see Section VI.3.5.3.7.

VI.3.5.3.3 Authorised railway undertakings

The authorisation to use the paper-based rail procedure is issued as a customs decision upon application.

This means that the general rules of the customs decisions as described in [Part VI](#) apply, unless otherwise specified. Note, however, that the electronic system CDMS is not used for lodging, granting and managing this type of decision. Customs authorities will have to inform each other by other means, and the Commission can facilitate this process. Therefore, administrations must inform the Commission about their decisions on authorised railway undertakings. The Commission will publish and update the information in [Annex 2](#) to the working document TAXUD/A2/TRA/02/2019 on the CIRCABC transit³⁶ interest group.

The application must be lodged with the customs authority competent for the place where the applicant's main accounts for customs purposes are held or are accessible, and where at least part of the activities covered by the authorisation are to be carried out.

The railway undertaking must fulfil the general and specific conditions, including the signing of the relevant declaration (*).

General conditions

Article 11 DA

Article 29(1)(a) TDA

Article 57(4) and (6) Appendix I to the Convention

- The applicant must be registered and have an EORI number if established in the EU.
- The applicant must be established in the EU or a common transit country.
- Customs must consider that it will be able to supervise the transit procedure and carry out the controls without disproportionate effort.

Specific conditions

Articles 25(1), 29(1)(b), 32(1) TDA

Articles 57(4), 92(1) and 94(1) Appendix I to the Convention

³⁶ Access to the CIRCABC transit interest group is limited to the national customs administration involved in transit and the customs status of goods. To access the group, contact your national transit coordinator. Limited access is also provided to railway undertakings through CER.

- The applicant must be a railway undertaking.
- Either: (i) the applicant must regularly use the Union or common transit procedure; or (ii) the customs authority must know the applicant can meet the obligations under these procedures.
- The applicant must not have committed any serious or repeated offences against customs or tax legislation.
- The applicant must keep records which enable the customs authority to carry out effective controls.
- The railway undertaking must declare itself to be jointly liable to the customs authority when involved in transporting goods under the paper-based transit procedure for rail (*).

(*) The declaration sets out the accepted principle that irregularities discovered during the application of the paper-based transit procedure can be resolved between the competent customs authority and the responsible railway undertaking of the country where the irregularity is deemed to have occurred. The responsible railway undertaking agrees to be liable and to be the first to be asked to pay any customs debt (import duties and other charges). A model declaration can be found in Annex 1 to the working document [TAXUD/A2/TRA/02/2019](#).

*Articles 39 and
41(3) TDA*

Where applicable, customs will determine:

*Articles 92(3) and
97(3) Appendix I to
the Convention*

- the arrangements for the movements of Union goods (see ‘Note’ in Section VI.3.5.3.4.4);
- the arrangements for using guarantees;
- the procedures to follow at the accounting offices to supervise use of the CIM consignment note as a transit declaration.

Article 25(2) TDA

The authorisation is applicable in all Member States and in all common transit countries insofar as authorised or intermediate railway undertakings are established in the respective country.

*Article 56(4)
Appendix I to the
Convention*

Nevertheless, the authorised railway undertaking can only operate at its respective national scale, with the exception of carriages to and from the station in a neighbouring territory as agreed between the carriers (see also Section VI.3.5.3.2).

Article 22(4) UCC

The authorisation takes immediate effect.

*Article 64
Appendix I to the
Convention*

*Articles 22(5) and
28 UCC*

In general, the authorisation can be valid without time limits and for as long as the railway undertaking fulfils all criteria and conditions. However, note the following particularities.

Article 64

- The procedure may no longer be started in an EU Member State or common transit country as soon as NCTS phase 5 is deployed in that EU Member State or common transit country (see also Section VI.3.5.3.1 - Introduction).
- The authorised railway undertakings of these countries may continue to participate as intermediate or receiving railway undertakings.
- All authorisations will cease to be valid once NCTS phase 5 is deployed in all the EU Member States and common transit countries.

VI.3.5.3.4 Using the paper-based transit procedure

[Figure 1](#) illustrates the transit procedure when the CIM consignment note is used as the transit declaration for goods that move from one point in the EU or a common transit country to another point in the EU or a common transit country.

For a full understanding of the applicable rules and possible variations, the full text of all subsections should be read.

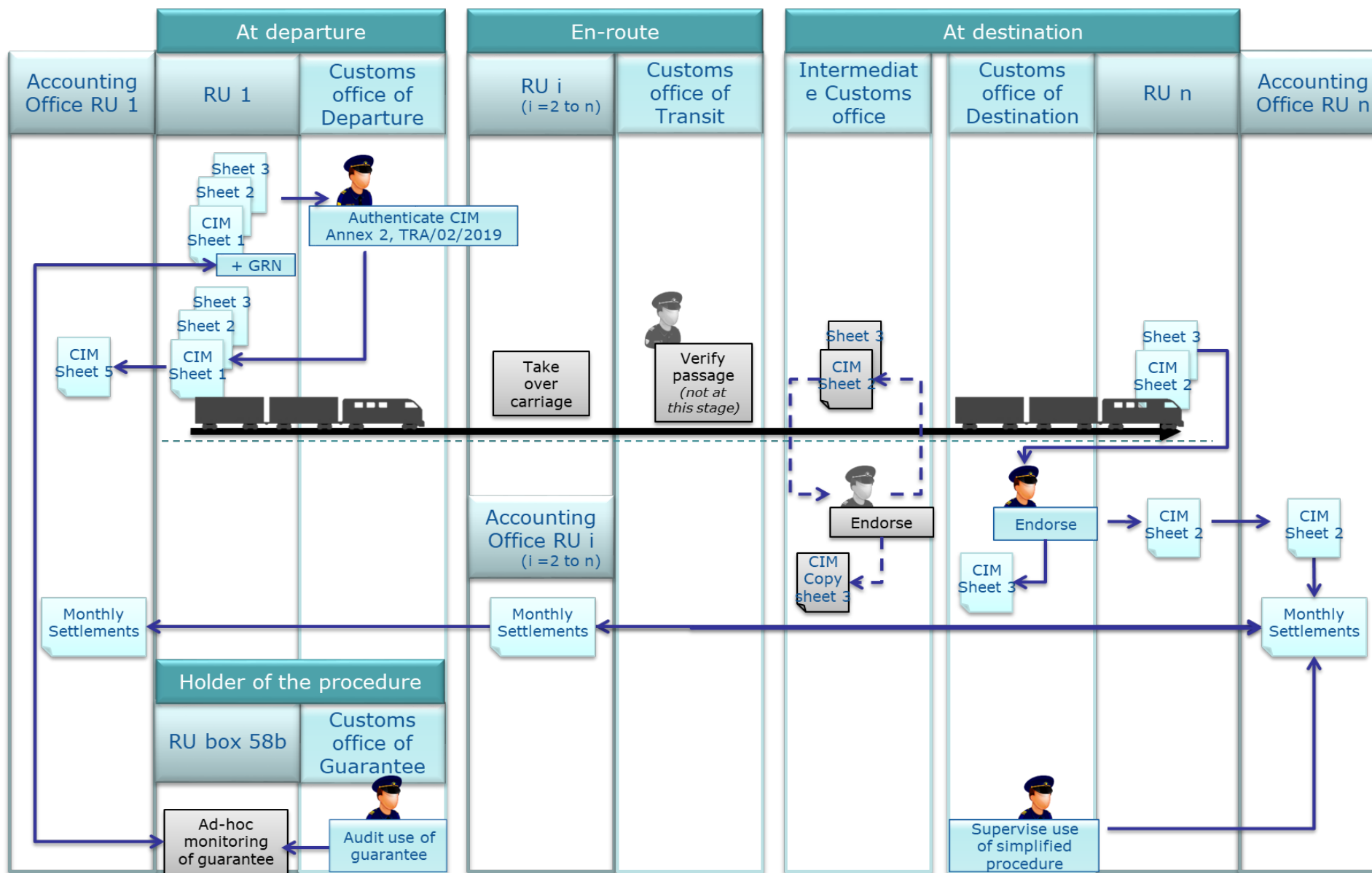


Figure 1: Illustration of the paper-based transit procedure for rail

VI.3.5.3.4.1 The CIM consignment note as transit declaration

*Articles 6 and 7
Appendix B COTIF*

The International Rail Transport Committee (CIT) has drawn up in agreement with the customs administrations and the European Commission³⁷: (i) a model CIM consignment note; (ii) a model CIM/SMGS consignment note; and (iii) a model CIM consignment note for combined transport. These forms are available at <http://www.cit-rail.org>.

The CIM consignment note may also be used as a CUV wagon note³⁸. In this case, you must tick the box 'CUV wagon note' in Box 30. This use is for transporting empty wagons which are carried as a means of transport. The empty wagons should not be placed under common/Union transit, unless they are not yet customs cleared. Therefore, using the model as a CUV wagon note is not relevant for customs transit.

Likewise, the CIM consignment note combined transport and the combined consignment note CIM/SMGS have no different relevance for customs transit. For the purpose of customs transit, they must both be treated as a CIM consignment note. In the following paragraphs, all references to the CIM consignment note also apply to the combined consignment note CIM/SMGS and to the CIM consignment note combined transport. The references to boxes on the form in this section all relate to the CIM consignment note. The corresponding box references for the other consignment notes are listed in a conversion table in Annex VI.8.11.

Although the customs authorities and the Commission are not responsible for the forms, the forms can serve as customs transit declarations. Therefore, these forms cannot be changed without the prior agreement of the customs authorities and the Commission.

VI.3.5.3.4.2 The holder of the procedure

Article 5(15), 5(35) and 170(2) UCC - The **holder of the procedure** is the declarant as indicated in Box 58b of the CIM consignment note.

Article 31(1) TDA

³⁷ See working documents TAXUD/1862/2003, TAXUD/1950/2003 and TAXUD/1960/2003, the latter of which was approved at the 102nd meeting of the EC-EFTA working group on 10 December 2003.

³⁸ CUV means the uniform rules concerning the international transport of wagons.

*Articles 3(e) and
93 Appendix I to
the Convention*

- Given the contractual carrier's particular role in organising the carriage of goods – and thus his/her contacts with and knowledge of the other carriers – it is the contractual carrier (Box 58a) who generally must apply to use a paper-based transit procedure for rail in accordance with Articles 5(35) and 170 UCC. Thus, in general, the contractual carrier is the holder of the procedure.
- However, the holder of the procedure **must be established in the EU or in a common transit country**. If the transport operation starts outside the customs territory of the Union or a common transit country, and the contractual carrier is not established in the EU or in a common transit country, then any other authorised railway undertaking involved in the transportation and established in the EU or in a common transit country can be indicated with its consent in Box 58b as the holder of the procedure. Given the requirement to present the goods at the customs office of departure within the customs territory of the Union or in a common transit country, the holder of the procedure will, in general, be the first carrier at the entry into the customs territory of the Union or common transit country.

Thus, in this case, the contractual carrier (Box 58a) will apply for the 'paper-based transit procedure for rail' on behalf of the holder of the procedure (Box 58b).

VI.3.5.3.4.3 Completing the CIM consignment note as a transit declaration

*Article 12(2)
Appendix B COTIF*

The railway undertaking that accepts to carry the goods in accordance with the COTIF (the contractual carrier indicated in Box 58a) must complete the CIM consignment note and provide all the data as set out in Article 7, Appendix B COTIF. A CIM consignment note must be issued for each consignment.

Using a CIM consignment note does not automatically mean that a railway company uses the paper-based transit procedure for rail. Therefore, it is mandatory to confirm the use of the CIM consignment note as a transit declaration in Box 58b.

If the contractual carrier is not the holder of the procedure, this means that the contractual carrier is completing the CIM

consignment note as a transit declaration on behalf of the holder of the procedure.

The CIM consignment note does not contain a particular box where the HS code could be entered. However, in cases where the HS code is required in Union/common transit, the railways' own six-digit NHM code is entered in Box 24, and this code almost always corresponds to the HS code.

Furthermore, the CIT manual on the CIM consignment note states that the HS code must be entered in Box 21 when required by customs law.

If an individual guarantee is used, or if the comprehensive guarantee is supplemented with an additional guarantee, this information should be indicated in the CIM consignment note with the guarantee type and GRN number, if applicable (see also below Section VI.3.5.3.6).

*Article 34 and
Annex 11 TDA*

If the CIM consignment note covers more than one wagon, the loading list may be used.

*Article 105,
Appendix I and
Annex B Appendix
III to the
Convention*

The loading list will include the wagon number or container number.

T1 and T2/T2F movements must be made out on separate loading lists. In this case, the serial number of the loading list will be entered in the box reserved for the description of the goods on the CIM. For more information on these codes, see Part I.

The original loading list should be authenticated with a stamp of the station of dispatch.

VI.3.5.3.4.4 Formalities at departure

Article 31(2) TDA

- The **holder of the procedure** is responsible for ensuring that all involved railway undertakings fulfil the conditions for using this simplified procedure.

*Article 93(2)
Appendix I to the
Convention*

- The **holder of the procedure** must:

*Articles 32(2) and
33(1) TDA*

(a) present the CIM consignment note and the goods at the customs office of departure, unless indicated otherwise (see below note);

*Articles 233(1) and
233(2) UCC*

(b) present the loading list if applicable (see Section

Article 8 Appendix
I to the Convention

VI.3.5.3.4.3);

- (c) comply with the customs provisions for the procedure;
- (d) provide an appropriate guarantee for the whole itinerary (see also below Section VI.3.5.3.6).

- The **customs office of departure** should check whether the holder of the procedure is an authorised railway undertaking and if a guarantee is in place. The customs office of departure may use [Annex 2](#) to the working document TAXUD/A2/TRA/02/2019 as a source to check if this guarantee is in place.

Annex 2 contains only the confirmation that the authorised railway undertaking is also authorised to use a comprehensive guarantee for the paper-based transit procedure. See Section VI.3.5.3.6.2 for the procedure to follow if an individual guarantee is being used.

Article 33 TDA

Article 97(2)
Appendix I to the
Convention


- The **customs office of departure** indicates clearly on Sheets 1, 2 and 3 in Box 99 of the CIM consignment note reserved for customs, the code as follows, unless indicated otherwise (see below note):
 - (a) T1: for external transit;
 - (b) T2: for internal transit;
 - (c) T2F: for internal transit (special fiscal territory).Codes T2 and T2F must be authenticated with the customs stamp. For more information on using codes T1, T2 and T2F, see Part I.

All sheets must be returned to the railway undertaking.

Article 33(4) and
Annex 10 TDA

Article 95
Appendix I and
Annex B11
Appendix III to the
Convention

The **holder of the procedure**, when necessary, must ensure that all goods transported under this simplified procedure are identified by a label or stamp with the appropriate pictogram, unless indicated otherwise (see below note):



The labels/stamps are to be affixed to or printed on the CIM consignment note.

The labels/stamps are to be affixed to the relevant wagon if there is a full load or to the individual package(s).

Article 302(2)(b)
IA

Unless otherwise decided by the customs office of departure, neither

the means of transport nor the individual packages containing the goods need be sealed by customs. This is because the identification measures applied by railways are generally considered to be sufficient.

Note

On the requirement to present the goods, indicate codes T1/T2/T2F and affix the label/stamps.

As a general rule, codes T1, T2 or T2F are presumed on the basis of the country code in Box 62. For example, country code 80 for Germany implies that the T2 procedure is used. If the procedure and the country of departure (on the CIM consignment note) do not match, then the code of the procedure must be clearly indicated. For the T2/T2F code, these must be authenticated to be valid.

From	Via	To	Goods	Code (sheet 1 to 3)	Pictogram	Present
Article 33(1), 33(2) and 33(4) TDA Article 97(1) and 97(2) Appendix I to the Convention						
EU	Any	EU	Non-Union	Indicate T1	Required	Required
Articles 39(1) and 39(2) TDA Article 97(3) Appendix I to the Convention						
EU	CTC ⁽¹⁾	EU	Union	Presumed T2/T2F	Not required	Not required
	Third country (2)					
Article 36(5) TDA						
EU	Any	CTC	Union or non-Union	Indicate T1 Endorse T2/T2F	Required	Required
		Third country				
Article 97(4) and 97(6) Appendix I to the Convention						
CTC	Any	Any	Non-Union	Presumed T1	Required	Not required
			Union	Endorse T2/T2F (sheet 3)	Required	Required
Articles 38 and 40 TDA						
Third country	Any	Third country	Non-Union	Presumed T1	Required	Not required
			Union	Presumed T1, unless PoUS	Required	Not required
Article 33(5) and Article 40 TDA						
Third country	Any	EU	Non-Union	Presumed T1	Required	Not required
			Union	Presumed T1, unless PoUS	Required	Not required

Article 39(1) TDA

*Article 97(3)
Appendix I to the
Convention*

Article 39(2) TDA

*Article 97(3)
Appendix I to the
Convention*

(3) Each Member State must determine the conditions and arrangements for situations where Union goods are moved from one point to another point in the EU through a common transit country (See also Section VI.3.5.3.3).

(2) Each Member State must determine the procedure for situations where Union goods are moved from one point to another point in the EU through a third country. Although such movements are generally only possible for T1 procedures, rail transport is an exception, and such movements may be also applied for T2 procedures under this paper-based transit

procedure for rail. The customs transit procedure is suspended outside the customs territory of the EU (See also VI.3.5.3.3). Alternatively, a proof of Union status could be used.

VI.3.5.3.4.5 Specific situations at departure

Movement starts from a third country

*Articles 33(5) and
38 TDA*

*Article 102
Appendix I to the
Convention*

If the movement starts outside the customs territory of the Union or a common transit country, the customs office competent for the border station through which the goods enter the customs territory of the Union or the common transit country should act as the customs office of departure.

The carrier is bound to the provisions governing the entry of goods into the customs territory of the Union or the common transit country, and the customs authority maintains the right to check those goods.

Modification of the contract carriage

Article 37 TDA

*Article 96
Appendix I to the
Convention*

It may happen that the contract is modified in such way that the transport: (i) ends outside the EU instead of inside the EU (or vice versa); or (ii) ends outside the originally intended common transit country instead of inside the originally intended common transit country (or vice versa). In such cases, the transport must not be performed without the prior consent of the customs office of departure.

In all other cases, the modified contract may be performed by simply informing without delay the customs office of departure.

Authorised consignor

Article 43 TDA

*Article 107(11)
Appendix I to the
Convention*

If the first railway undertaking is an authorised consignor, then the goods and CIM consignment note do not have to be presented to the customs office of departure.

Nevertheless, this customs office must take the necessary measures to ensure that Sheets 1, 2 and 3 bear the code T1, T2 and T2F, as applicable.

For more information on the authorised consignor, see Part VI.

VI.3.5.3.4.6 En route

Article 32(2) TDA **Obligations of all involved railway undertakings** (Boxes 58b and 57)

Article 94(2)
Appendix I to the Convention All involved railway undertakings are responsible for the proper application to use this paper-based procedure.

Article 35 TDA **At the customs offices of transit**

Article 99
Appendix I to the Convention No formalities need be carried out at the customs office of transit. However, the border passage will be verified by checking the accounting offices as further discussed in Section VI.3.5.3.5.2 or through other means or another system (e.g. the system of the railway infrastructure manager).

When goods are transported through a third country, the procedure is considered as suspended in that third country.

Nevertheless, customs formalities related to the entry or exit of the goods in or out of the customs territory of the Union or a common transit country remain applicable, and the customs authority maintains the right to check those goods. These formalities concern the ‘safety and security rules’ based on the WCO SAFE framework of standards as stipulated in Article 46 UCC.

Article 305 IA **Formalities in the event of incidents**

Article 44,
Appendix I to the Convention If there are incidents during movements of goods under Union/common transit operations as described in Part IV, Chapter 3, Section 3.1, the same procedures apply. However, bearing in mind the particularities of this paper-based transit procedure for goods carried by rail, a reporting procedure should be followed as set out in the CIT manual (CIM Article 42 – Ascertainment of partial loss or damage, CIT form 20).

Article 305 UCC IA and Article 44 of Appendix I of the Common Transit Convention apply with the necessary changes (*mutatis mutandis*) to transport under the paper-based transit procedure for goods carried by rail.

VI.3.5.3.4.7 At destination

Article 36(2) TDA The customs office competent for the station at destination as indicated on the CIM consignment note will act as the customs office of destination.

Article 100(2)
Appendix I to the Convention

<i>Article 36(1) TDA</i> <i>Article 100(1)</i>	The railway undertaking carrying the goods at destination will present to the customs office of destination:
<i>Appendix I to the Convention</i>	<ul style="list-style-type: none"> - the goods; - Sheets 2 and 3 of the CIM consignment note. <p>The customs office of destination will:</p> <ul style="list-style-type: none"> - stamp and return Sheet 2 to the railway undertaking; - keep Sheet 3.
<i>Article 41(3) TDA</i> <i>Article 92(3)</i> <i>Appendix I to the Convention</i>	The railway undertaking must make all CIM consignment notes (Sheet 2) available at their accounting office to the customs authority in the country of destination in accordance with any provisions laid down by mutual agreement with this authority.

VI.3.5.3.4.8 Specific situations at destination

<i>Articles 36(5) and 38 TDA</i> <i>Article 101</i> <i>Appendix I to the Convention</i>	<p>Movement ends in a third country</p> <p>If the movement ends in a third country, then the customs office competent for the border station through which the goods leave the customs territory of the Union or the common transit countries must act as the customs office of destination.</p> <p>The carrier is bound by the provisions governing the exit of goods out of the customs territory of the Union, and the customs authority maintains the right to check those goods.</p>
<i>Article 36(2) TDA</i> <i>Article 100(2)</i> <i>Appendix I to the Convention</i>	<p>Goods have been unloaded at an intermediate station except for excise goods</p> <p>If the transportation of the goods or the transit procedure has been ended at an intermediate station or en route, then the customs office competent for that intermediate station or the place en route should act as the customs office of destination.</p> <p>The railway undertaking carrying the goods to this intermediate station will present to the customs office of destination:</p> <ul style="list-style-type: none"> - the goods; - Sheets 2 and 3 and a supplementary copy of Sheet 3 of the CIM. <p>The customs office of the intermediate station (the actual customs office of destination) will:</p> <ul style="list-style-type: none"> - stamp those sheets; - endorse the sheets with the indication ‘cleared’; - return Sheets 2 and 3 to the railway undertaking;

- keep the supplementary copy of Sheet 3.

The declared customs office of destination may subsequently request a verification of the endorsement made by the ‘intermediate customs office’ on Sheets 2 and 3.

Article 36(3) TDA Movements of excise goods may not be diverted. The declared departure and destination must be complied with. This means that excise goods cannot be unloaded at an intermediate station.

Authorised consignee

Article 44 TDA If an authorised consignee receives the goods at the station of destination, then the goods and the CIM consignment note do not have to be presented to the customs office of destination.

The CIM Sheets 2 and 3 may be directly delivered by the authorised railway or transport undertaking to the customs office of destination.

For more information on the authorised consignee, see Part VI.

VI.3.5.3.5 Supervision of movements under the paper-based transit procedure for rail

VI.3.5.3.5.1 How the accounting offices work

The International Union of Railways (UIC) has drawn up accountancy and allocation regulations which are applicable to international freight traffic³⁹. These rules, which are binding on member undertakings, cover the settlement of accounts and the division and payment of amounts payable for the movement of goods under cover of a CIM consignment note.

The accountancy regulations require a standardised procedure to be used at the accounting offices of the railway undertakings involved in the carriage of the goods. This procedure consists of: (i) collecting and exchanging the transport-related data; (ii) comparing such data; and (iii) where appropriate, exchanging information on discrepancies discovered.

The railway undertaking in the country of destination will be

39 UIC Leaflet 304.

competent to settle accounts on the basis of the data shown on Sheet 2 of the CIM consignment note. Therefore, copies of Sheet 2 relating to all carriages are available at the corresponding accounting office. The settlement consists of collecting relevant data as defined in the accountancy regulations. Such offices are obliged to initiate the settlement on a monthly basis for each rail link and railway undertaking involved. The data must be sent to each of the railway undertakings involved.

The railway undertaking in the country of departure is obliged to check whether these data correspond with its own data. Where any discrepancy exceeding EUR 30 per consignment is discovered, details must be sent to the accounting office in the country of destination using an agreed form.

The accounting office of each country of transit checks, where it considers a check to be appropriate, whether the settlement is correct. The agreed form is to be used where a discrepancy exceeds EUR 30 per consignment.

Following the settlement, the accounting office in the country of destination usually⁴⁰ divides the amounts and finally transfers the corresponding amounts to the railway undertakings involved.

This procedure may also be agreed upon with non-UIC members according to the accountancy regulations. The application of the UIC procedure is not a condition for using the simplified rail-transit procedure. However, any eligible accountancy procedure must also be binding for the railway undertakings involved and must be as reliable as the UIC procedure. The UIC procedure needs to: (i) include a standardised comparison of the data on each consignment in the accounting offices involved; and (ii) use an agreed form for the information on discrepancies. Any accountancy procedure must ensure mutual control of the railway undertakings involved in the carriage of goods. Thus, the procedure requires the involvement of at least two railway undertakings.

A railway company that has not received its share of the remuneration for the transport operation after a certain period may make investigations to trace the ‘lost’ goods or documents or

40 The UIC intends to modify this principle. The railway undertaking competent to charge the client should be competent for the division and transfer of the amounts. Since neither the collection of the transport-related data nor the exchange of these data is concerned, this modification does not affect the paper-based transit procedure for rail.

determine the country the goods entered last. This makes up for the lack of: (i) a customs inquiry procedure; and (ii) the messages for the end and discharge.

VI.3.5.3.5.2 Inspections by the competent authorities

It is a requirement that records be held for inspection by customs in an accounting office to be set up in each country. This is because there is no return copy that would allow customs to ascertain that the goods arrived. The ending and control messages are replaced by checks of records, in particular of the breakdown of transport costs and the enquiry procedure of railways.

Article 41(3) TDA

Customs controls on the appropriate use of the paper-based procedure will mainly be performed by the customs authority in the country of destination.

Article 92(3)

*Appendix I to the
Convention*

If there are any irregularities or debt claims, each customs administration has the possibility of dealing directly with the respective railway undertaking (see Annex 1 to the working document TAXUD/A2/TRA/02/2019).

It should be borne in mind that the existing clearing and enquiring system of the railway undertakings forms an essential element of the paper-based transit procedure for rail. The paper-based transit procedure for rail is considered to be reliable and to allow for: (i) controls of the accounts of the railway undertakings; and (ii) the waiver of a return copy of the CIM consignment note used as the transit declaration⁴¹.

Therefore, proper and effective controls of the simplified procedure must use the essential elements of the railway undertakings' accountancy procedure.

The most important indication that goods placed under the paper-based transit procedure for rail have not reached their destination is the information on discrepancies. However, this information might also concern rail freight-related discrepancies that do not require follow-up by customs. To carry out a proper and effective control, the information on discrepancies sent or received by the respective accounting offices must be presented to and checked by the

⁴¹ See the recitals of Regulation (EEC) No 304/1971 of the Commission.

competent authorities. Any follow-up action, e.g. inquiries with the office of destination, are only necessary where the discrepancy affects the transit procedure.

The proper application of the simplified procedure must be monitored on the basis of Sheet 2 of the CIM consignment note. This sheet, which should bear the endorsements required by the transit legislation, must be held available at the accounting office in the country of destination (see Section VI.3.5.3.4.7). Monitoring of the proper application should consist of random checks of Sheet 2 of the CIM consignment note. Using the post-clearance verification procedure should also be considered⁴².

VI.3.5.3.6 Guarantee in the context of the simplified rail-transit procedure

*Articles 215(2),
98(1), 89(4) and
233(1)(c) UCC*

The **holder of the procedure** must **provide an appropriate guarantee** – valid, sufficient and covering the full itinerary on the customs territory of the Union and common transit countries.

Article 16(1) DA

Article 28(1) UCC

*Article 10(1)
Appendix I to the
Convention*

Considering the nature of the paper-based procedure, the ‘comprehensive guarantee’ is the most appropriate form of guarantee. There is no efficient procedure allowing the customs office of departure to release a movement with an individual guarantee.

VI.3.5.3.6.1 Using a comprehensive guarantee

*Articles 156 and
157(3) IA*

If a comprehensive guarantee has been provided in the context of the simplified rail-transit procedure, the following conditions apply.

*Article 74(4)
Appendix I to the
Convention*

- The holder of the procedure is responsible for checking that the level of reference amount is sufficient at all times and covers the full itinerary on the customs territory of the Union and common transit countries.

Note:

- (a) If the level of the reference amount is insufficient, then the holder of the procedure must increase the reference amount or supplement an additional guarantee. This information must be indicated in the CIM consignment note with the guarantee type and, where appropriate, the GRN number.

⁴² For details see Part IV, Chapter 5, Paragraph 5 of the Transit Manual.

(b) The reference amount may be re-used for a subsequent transit operation starting from the moment the transit procedure has ended.

- The customs office of departure should check whether a comprehensive guarantee is in place. Customs may use [Annex 2 to the working document TAXUD/A2/TRA/02/2019](#) as a source for verification. Customs may also presume, based on that information, that the condition is fulfilled (see also Section VI.3.5.3.4.4).
- The competent customs authority (of the customs office of guarantee) should perform regular and appropriate audits to monitor usage of the reference amount.

Monitoring the use of the comprehensive guarantee for this paper-based procedure is different from monitoring in the standard transit procedure. Because of this, the comprehensive guarantee must allocate a reference amount to use this paper-based procedure that is distinct from the reference amount allocated to the standard transit procedure.

*Articles 23, 28(1),
28(2) and 42 UCC*

*Article 17, 65(3),
66 and 67
Appendix I to the
Convention*

If audits reveal that the conditions for using the comprehensive guarantee have not been fulfilled, the competent customs authority may:

- review the reference amount of the comprehensive guarantee;
- suspend/revoke the relevant authorisations, i.e. the authorisations to use a comprehensive guarantee and use the paper-based rail procedure;
- impose an administrative penalty due to non-compliance with the conditions for using the comprehensive guarantee;
- impose an administrative penalty for non-compliance with the obligations related to transit procedure;
- establish a customs debt and related recovery procedures if applicable.

For more information on the authorisation for using a comprehensive guarantee, see Part III and Part VI.

VI.3.5.3.6.2 Individual guarantee

In most cases, a comprehensive guarantee should be used. However, it is sometimes appropriate to use individual guarantees. An individual guarantee may be appropriate in rare cases when:

- an authorised railway undertaking acts mainly as a participant in

the chain, but needs to act exceptionally as holder of the procedure and therefore does not have a comprehensive guarantee;

- the reference amount of the comprehensive guarantee is insufficient and must be supplemented with an additional guarantee.

If an individual guarantee is provided in the context of this simplified rail-transit procedure:

- the holder of the procedure must present to the customs office of departure an appropriate guarantee and indicate the guarantee type – he/she must also indicate the GRN number in the CIM consignment note where appropriate;
- the customs office of departure should check whether the individual guarantee is appropriate, i.e. it must check whether the guarantee is: (i) valid; (ii) sufficient to cover any potential customs debt; and (iii) covers the full itinerary on the customs territory of the Union and common transit countries;
- the customs office of departure may only release the individual guarantee when it has the necessary assurance that the transit procedure has ended correctly.

Although the goods and CIM consignment note must not be presented at the customs office of departure in certain situations (see note of Section VI.3.5.3.4.4), the individual guarantee must be presented at the customs office of departure.

VI.3.5.3.7 Case scenarios

VI.3.5.3.7.1 Examples

1. Non-Union goods are to be carried from Rotterdam/NL to Vienna/AT

Contractual carrier: DB Cargo Nederland

Other carriers: DB Cargo AG, Rail Cargo Austria

The details of DB Cargo Nederland are shown in Box 58a. The other carriers are shown in Box 57. The contractual carrier and the other carriers comply with the requirements of the paper-based procedure. DB Cargo Nederland may apply for the paper-based rail-transit procedure by completing Box 58b, i.e. ticking the box 'yes' and entering its UIC code 2184.

2. Non-Union goods are to be carried from Rotterdam/NL to Vienna/AT

Contractual carrier: DB Cargo Nederland

Other carriers: Rail Express, Rail Cargo Austria

The paper-based procedure is not applicable, because Rail Express is not entitled to use the simplification. The standard transit procedure applies. The CIM consignment note serves as a transport document only. Provided that Rail Express is authorised as an intermediate railway undertaking, the paper-based procedure is applicable.

3. Non-Union goods are to be carried from Rotterdam/NL to Vienna/AT

Contractual carrier: DB Cargo Nederland

Other carriers: DB Cargo Nederland

The paper-based procedure is not applicable, because only one railway undertaking is involved in the transport. The standard transit procedure applies. The CIM consignment note serves as a transport document only.

4. Non-Union goods are to be carried from Rotterdam/NL to Banja Luka/BA

Contractual carrier: SBB Cargo

Other carriers: DB Cargo Nederland, DB Cargo AG, Rail Cargo Austria, SŽ – Tovorni Promet D.O.O., HŽ Cargo, ZFBH (BA)

The details of SBB Cargo are shown in Box 58a. The contractual carrier and the other carriers in the EU comply with the requirements of the paper-based procedure. SBB Cargo may apply for the paper-based procedure by completing Box 58b of

the CIM consignment note. The transit operation ends automatically in accordance with Article 36(5) TDA and Article 101 of Appendix I to the Convention when the goods leave the customs territory of the Union.

5. Non-Union goods are to be carried from Rotterdam/NL to Banja Luka/BA

Contractual carrier: ZFBH (BA)

Other carriers: DB Cargo Nederland, DB Cargo AG, Rail Cargo Austria, SŽ – Tovorni Promet D.O.O., HŽ Cargo, ZFBH (BA)

The contractual carrier is established outside the EU. All other railway undertakings comply with the requirements of the paper-based procedure and may apply for the paper-based procedure by completing Box 58b of the CIM consignment note in accordance with Article 31(1)(a) TDA and Article 93(1)(a) of Appendix I to the Convention. The transit operation ends automatically in accordance with Article 36(5) TDA and Article 101 of Appendix I to the Convention when the goods leave the customs territory of the Union.

6. Non-Union goods are to be carried from Banja Luka/BA to Bratislava/SK

Contractual carrier: ZFBH (BA)

Other carriers: HŽ Cargo, SŽ – Tovorni Promet D.O.O., Rail Cargo Austria, ZSSK CARGO

The contractual carrier is established outside the EU. All other railway undertakings comply with the requirements of the paper-based procedure. ZFBH may apply on behalf of one of the other railway undertakings with the other railway undertaking's consent to use the paper-based procedure by ticking the box 'yes' in Box 58b in accordance with Article 31(1)(b) TDA and Article 93(1)(b) of Appendix I to the Convention. Box 58a shows the details of ZFBH, while the UIC code of the other railway undertaking that has given its consent is to be entered in Box 58b. In accordance with Article 33(5) TDA and Article 102 of Appendix I to the Convention, the simplified procedure starts and one of the other railway undertakings acts as the holder of the procedure when the train enters the EU.

7. Non-Union goods are to be carried from Rotterdam/NL to Alessandria/IT

Contractual carrier: DB Cargo Nederland

Other carriers: DB Cargo AG, BLS Cargo, Mercitalia, DB Cargo Italia

Note: this concerns five carriers in a chain that comply with the requirements of the paper-based procedure in four countries.

The details of DB Cargo Nederland are shown in Box 58a. The other carriers are shown in Box 57. The contractual carrier and the other carriers comply with the requirements of the paper-based procedure in their respective countries. DB Cargo Nederland may apply for the paper-based rail-transit procedure by completing Box 58b, i.e. ticking the box 'yes' and entering its UIC code 2184.

8. Non-Union goods are to be carried from Bern/CH to Rotterdam/NL

Contractual carrier: DB Cargo Schweiz

Other carriers: DB Cargo Nederland, DB Cargo AG

The details of DB Cargo Schweiz are shown in Box 58a. The other carriers are shown in Box 57. The contractual carrier and the other carriers comply with the requirements of the paper-based procedure. However, the contractual carrier and the holder of the procedure are different, and DB Cargo AG is the holder of the procedure. Since DB Cargo Schweiz is not the holder of the procedure, it may apply for the paper-based transit procedure on behalf of DB Cargo AG with the consent of DB Cargo AG by completing Box 58b, i.e. ticking the box 'yes' and entering its UIC code 2180.

9. Non-Union goods are to be carried from Belgrade/XS (CS) to Rotterdam/NL

Contractual carrier: Srbija Kargo AD

Other carriers: Rail Cargo Hungaria, Rail Cargo Austria, DB Cargo AG, DB Cargo Nederland NV

Srbija Kargo AD may apply on behalf of Rail Cargo Hungaria to use the paper-based procedure by ticking the box 'yes' in Box 58b. Box 58a shows the details of Srbija Kargo AD, while the UIC code 2155 of Rail Cargo Hungaria should be entered in Box 58b. In accordance with Article 33(5) TDA and Article 102 of Appendix I to the Convention, the paper-based transit procedure starts – and Rail Cargo Hungaria acts as the holder of the procedure – when the train enters the EU.

VI.3.5.3.7.2 Particular situations of contractual carriers

The condition of having goods successively taken over and carried by different authorised railway undertakings is no longer fulfilled where there is a complete merger of railway companies from several countries into a single undertaking. However, the fact that different railway companies are part of the same financial holding should not in principle call this condition into question, provided that the different freight services continue to operate separately.

The condition is also not met when a single railway company carries out an international transport operation in a liberalised framework, e.g. as sole transporter from the country of departure to the country of destination.

Furthermore, the contractual carrier may also have non-conventional characteristics, according to the international rail-freight rules. These different characteristics must be taken into account when deciding whether to use the paper-based rail-transit procedure. Some of these possible non-conventional characteristics are discussed in the bullet points below.

- The contractual carrier is the forwarding or transiting railway undertaking, or a railway undertaking in the country of destination.

In this case, the contractual carrier may act as a holder of the procedure in the paper-based procedure when the paper-based procedure meets the conditions of the paper-based procedure.

- The contractual carrier is not physically involved in the carriage of goods.

In this case, the contractual carrier may act as a holder of the procedure in the paper-based procedure and be represented at the customs office of departure by the first carrier in the chain on the territory of the EU or a common transit country.

- The contractual carrier meets the requirements of the paper-based procedure, but does not provide a guarantee.

In this case, the contractual carrier may not act as a holder of the procedure. Another authorised railway undertaking may apply to use the paper-based procedure as a representative of the contractual carrier.

- The contractual carrier is not a railway undertaking.

In this case, the contractual carrier may not act as a holder of the procedure in the paper-based procedure, since Article 25(1)

TDA and Article 93 of Appendix I to the Convention requires a railway company to be the holder of the procedure.

- The contractual carrier does not meet the requirements of the paper-based procedure.

In this case, the contractual carrier may not act as a holder of the procedure in the paper-based procedure. The holder of the procedure is the only person who may be granted the use of a simplification. As a general rule, the holder of the procedure must meet the requirements of a simplification. However, the contractual carrier may apply to use the simplified procedure as a representative of another carrier that meets the requirements and that may act as a holder of the procedure.

VI.3.5.4 Other paper-based rail-transit procedures (transitional provision)

Article 45 TDA

*Article 6 of the
Convention*

Until the NCTS has been updated in accordance with the UCC work programme, Member States and common transit countries have the right to continue applying other paper-based Union transit procedures, provided that the measures applying to goods placed under the Union or common transit procedure are complied with.

The arrangements – at national, bilateral or multilateral level – to use such paper-based Union transit procedures must have been established before the entry into force of the UCC.

For example, this is the case when goods are moved by rail under the CIM/SMGS or SMGS consignment note and need to enter the customs territory of the Union until they reach a specific point within the same country of entry.

VI.3.5.5 T2-Corridor

*Article 119(2)(c)
DA*

*Article 2(a)
Appendix II to the
Convention*

Although using the T2-Corridor is not a customs transit procedure, it is worth remembering that this type of facilitation exists for Union goods transported by rail. Although the T2-Corridor is not a common transit procedure, it may be regarded as a national transit simplification in common transit countries. However, technically, in the customs territory of the Union and according to the Convention, the concept of the presumption of the customs status of Union goods is used.

By using the T2-Corridor, Union goods carried by rail may move, without being subject to a customs procedure for their movement, from one point to another within the customs territory of the Union and be transported through the territory of a common transit country without alteration of their customs status. This requires the following conditions to be met:

1. the transport of the goods must be covered by a single transport document issued in a Member State;
2. the single transport document must contain the following endorsement: ‘T2-Corridor’ and the number of authorisation of the railway undertaking in Switzerland;
3. the transit through a common transit country must be monitored

by an electronic system in that common transit country; and

4. the railway undertaking concerned must be authorised by the common transit country whose territory is transited to use the 'T2-Corridor' procedure.

The common transit country must keep the joint committee or the relevant working group set up by that committee informed about the arrangements for the electronic monitoring system, and about the railway undertakings which are authorised to use the T2-Corridor.

Currently, such a system is only in place in Switzerland. The T2-Corridor in Switzerland has the status of a national transit procedure. The list of railway undertakings authorised to use this T2-Corridor and information about the procedure to follow can be found here:

<http://www.ezv.admin.ch/zollanmeldung/05042/05049/index.html?lang=en>.

VI.3.6 Goods carried by air – using paper-based manifests to place goods under the common/Union transit procedure

This paragraph is subdivided as follows:

- Introduction (Paragraph VI.3.6.1);
- Using the paper-based common/Union transit procedure for goods carried by air (Paragraph VI.3.6.2);
- Particular cases (Paragraph VI.3.6.4).

VI.3.6.1 Introduction

*Articles 108-111(b)
Appendix I to the
Convention*

To use the paper-based common/Union transit procedure for goods carried by air, the holder of the procedure must lodge a guarantee.

*Article 233(4)(d)
and 233(4)(e) UCC*

That simplification may be used only until the date of the upgrading of the NCTS. After that date, the economic operators must use the NCTS and can replace that simplification:

Articles 46-48 TDA

- either by the standard transit procedure (Part IV); or
- by using a customs declaration with reduced data requirements to place goods under the common/Union transit procedure.

Airline companies which fulfil the conditions set out in

Section VI.2.1 may use the paper-based common/Union transit procedure for goods carried by air.

The airline company operating the transit procedures for goods carried by air will become the holder of the procedure and may carry out transit formalities using the goods manifest as the transit declaration.

The airports of the Union and/or common transit countries are specified in the authorisation.

Conceptually, the goods manifest used as a transit declaration should be distinguished from the commercial manifest or the groupage manifest.

Note that transit by air can always also take place under the cover of a standard transit declaration using the NCTS.

The airport of loading is the airport of departure; the airport of unloading is the airport of destination.

VI.3.6.2 Using the paper-based common/Union transit procedure for goods carried by air

*Articles 108-110
Appendix I of the
Convention*

An airline company is authorised to use the paper-based goods manifest as a transit declaration.

Articles 47-48 TDA

The goods manifest used must correspond in substance to the specimen in Appendix 3 of Annex 9 to the Convention on International Civil Aviation, done in Chicago on 7 December 1944.

A requirement of this procedure is that goods placed under the different transit procedures must be listed on separate manifests that will serve as the transit declaration for each respective procedure. Thus, for instance, a flight may be covered by three manifests:

1. the normal commercial goods manifest (which covers all goods on board the airplane);
2. a goods manifest serving as a transit declaration listing those goods that are placed under the T1 transit procedure;
3. a goods manifest serving as a transit declaration listing those goods that are placed under the T2 or T2F transit procedure.

VI.3.6.2.1 Authorisation to use the paper-based common/Union transit procedure for goods carried by air

*Article 108
Appendix I of the
Convention* The authorisation procedure must be in accordance with Section VI.2.2.

Article 22(1) UCC The application must be lodged with the customs authorities competent for the place where the applicant's main accounts for customs purposes are held or accessible, and where at least part of the activities covered by the authorisation are to be carried out.

Article 26 TDA

For annulment, revocation or amendment of the authorisation, see Section VI.2.3.

Whenever the airline wishes to change one or more airports, it must request the amendment of the existing authorisation.

TRADE

The airline company must provide the following information in the application:

1. the form of the manifest;
2. the names of the airports of departure involved in the procedure;
3. the names of the airports of destination involved in the procedure;

CUSTOMS

The authorisation includes:

- the form of the manifest;
- the names of the airports of departure and destination involved in the procedure;
- the conditions for using the procedure, including the requirement to use separate goods manifests for the T1, T2 and T2F procedures.

TRADE

The airline company is required to send an authenticated copy of the authorisation to the customs authority of each named airport.

The authorisation must be presented whenever required by the customs office of departure.

VI.3.6.2.2 Using the paper-based common/Union transit procedure for goods carried by air

Article 109

*Appendix I to the
Convention*

Article 47 TDA

The goods manifest must contain the following information:

- the customs status of the goods (T1, T2 or T2F, as appropriate);
- the name of the airline company carrying the goods;
- the flight number;
- the date of the flight;
- the name of the airport of departure (loading) and the airport of destination (unloading);
- the date of issuing and the signature.

And for each consignment entered on the manifest, the following four pieces of information must be included.

1. The number of the air waybill.
2. The number of packages.
3. The trade description of the goods including all the details necessary for their identification or, where appropriate, the entry 'Consolidation', which may be abbreviated (equivalent to groupage). In such cases, the air waybills for consignments on the manifest must include the trade description of the goods including all the details necessary for their identification. Those air waybills must be attached to the manifest.
4. The gross mass.

Where the airline is not an authorised consignor, at least two copies of the manifest(s) must be presented for endorsement to the customs authorities at the airport of departure.

CUSTOMS at the airport of departure

Endorse the manifest(s) with the name and stamp of the customs office, the date of endorsement, and the signature of the customs official.

Retain one copy of each manifest.

At the airport of destination, the airline company, which does not have the status of an authorised consignee, presents the goods and a copy of the manifest(s) used as the transit declaration(s) to the customs office.

For control purposes, the customs office of destination may require the goods manifests (or air waybills) to be produced for all the goods unloaded.

Note for the Union: Union goods not subjected to the internal Union transit procedure (T2, T2F) will be entitled to free onward

movement to their destination in the Union provided there is no reasonable suspicion or doubt as to the status of the goods on arrival at the airport of destination.

CUSTOMS at the airport of destination

Retain one copy of each manifest presented.

Article 110
Appendix I of the
Convention

The customs authorities at the airport of destination do not need to return copies of the manifest to the customs authorities at the airport of departure. The discharge of the transit procedure is carried out on the basis of a monthly list drawn up by the airline.

Article 48 TDA

TRADE

The airline or its representative at the airport of destination must draw up at the beginning of each month a list of the manifests that were presented to the customs office at the airport of destination during the previous month. This list must contain the following information:

- the reference number of each manifest;
- the relevant code T1, T2 or T2F;
- the name (which may be abbreviated) of the airline company that carried the goods;
- the flight number;
- the date of the flight.

Note: a separate list must be drawn up for each airport of departure.

CUSTOMS

The customs office of destination endorses a copy of the list of manifests prepared by the airline company. The customs office then sends this list to the customs office of departure.

The airline may, with the agreement of the customs office of destination, be authorised to send the monthly list of manifests to the customs office of departure.

The customs office of departure must ensure that it has received the lists.

If irregularities are found in connection with the information on the manifests appearing on the list, the customs office of destination must inform the customs office

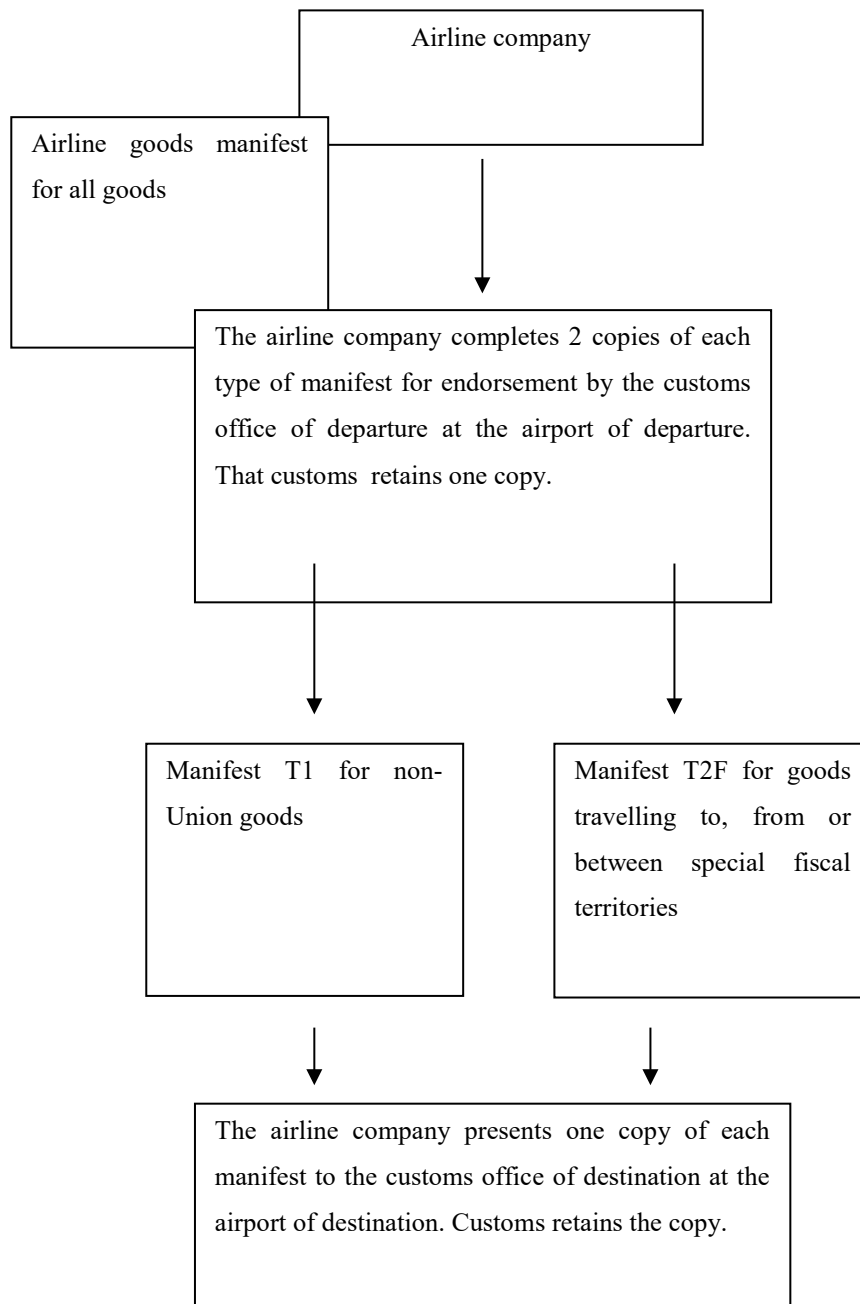
of departure and the authority that granted the authorisation, referring in particular to the air waybills for the goods in question.

VI.3.6.2.3 Using the paper-based common/Union transit procedure for goods carried by air

The air waybills for goods already moving under a transit procedure (Union/common transit document, ATA carnet, NATO form 302, etc.) are included on the commercial goods manifest, but must not appear on the manifest constituting the transit declaration. The air waybill for such goods must include references to the transit procedure (document number, date, and the customs office of departure) being used.

The schematic diagram below illustrates the use of the paper-based common/Union transit procedure for goods carried by air.

Using the paper-based common/Union transit procedure for goods carried by air



VI.3.6.3 The use of the common/Union transit procedure based on an electronic manifest for goods carried by air

Annex deleted as no longer relevant.

VI.3.6.4 Particular cases (using the paper-based common/Union transit procedure for goods carried by air)

Groupage ('consolidations')

There are two types of air groupage:

1. groupage carried out by the airline company: in this case, the airline company itself indicates the status of the goods against each line of the goods manifest;
2. groupage subject to a contract between the consignor and the consolidator: this contract is known as a house air waybill (HAWB).

The air transport of the consolidation in its entirety is carried out under the cover of a contract between the consolidator and the airline company. This contract is known as a master air waybill. The consolidation is also the subject of a consolidation manifest, which is an analytical summary of all the packages contained in the consolidation with references to the house air waybill for each consignment. It is therefore necessary to make a distinction between the consolidation manifest and the airline's goods manifest, which serves as a transit declaration.

It may occur that an airline company transports a consolidation on a master air waybill according to the paper-based common/Union transit procedure for goods carried by air. If this occurs, it is accepted that the airline company does not know the contents of the house air waybills which have been prepared by the consolidator. In such cases, the airline company can accept consolidations for dispatch under both types of transit procedures provided that:

- the consolidator undertakes to hold the status of individual consignments at house air waybill level;
- the consolidation manifests contain the information specified in Appendix 3 of Annex 9 to the Convention on International Civil Aviation;
- at departure and at destination, the house air waybills are available for customs supervision;

- the consolidation manifests are marked with the appropriate status (see below);
- the highest status on the consolidation manifest is notified to the airline (the order of status being T1, T2, T2F, TD, C, X).

The codes T1, T2, T2F, TD, C or X are used to indicate the relevant items on the consolidation manifest as set out in the box below.

Code	Common transit	Union transit
T1	Goods placed under the external T1 transit procedure	Goods placed under the external T1 transit procedure
T2	Goods placed under the internal T2 transit procedure	Goods placed under the internal T2 transit procedure
T2F	Goods placed under the internal T2 transit procedure	Goods placed under the internal Union transit procedure moving from the special fiscal territories (SFTs) to another part of the customs territory of the Union, which is not an SFT as referred to in Article 188(1) DA. That code may be used for Union goods moved between an SFT and another part of the customs territory of the Union as referred to in Article 188(2) DA.
TD	Goods already placed under another transit procedure*	Goods already moving under a Union transit procedure, or carried under the inward-processing, customs-warehouse, or temporary-admission procedures. In such cases, the shipping company must also enter the code 'TD' in the corresponding bill of lading or other appropriate commercial document. The shipping company must also

Code	Common transit	Union transit
		enter a reference for the procedure used, the number and date of the transit declaration or transfer document, and the name of the issuing office*.
C (equivalent to T2L)	Union goods not placed under a transit procedure	Union goods not placed under a transit procedure whose status may be demonstrated
X	Union goods for which the export procedure was ended and exit confirmed and which are not placed under a transit procedure	Union goods for which the export procedure was ended and exit confirmed and which are not placed under a transit procedure

* When goods that are already under a transit procedure (e.g. Union transit, TIR carnet, ATA carnet, NATO form 302, etc.) are included in the consolidation, the item must be marked with the code 'TD'; additionally, the HAWB must be coded 'TD' and contain a reference to the actual procedure concerned plus the reference number, date, and customs office of departure of the transit declaration.

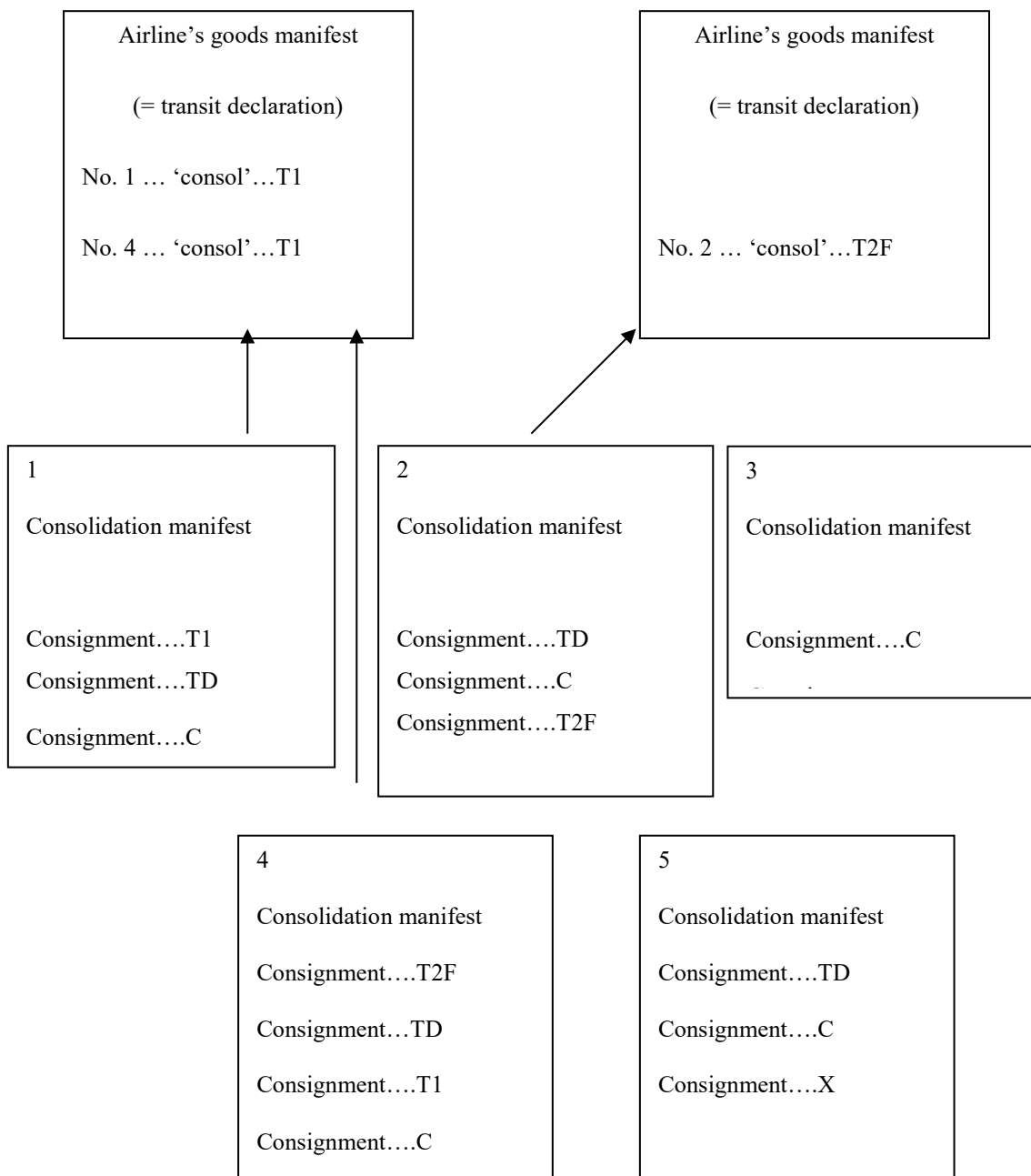
If the airline company uses the paper-based common/Union transit procedure for goods carried by air, it must include the consolidation under the code 'Consolidation' (or an accepted abbreviation) on the airline manifest, which is appropriate to the highest status, recorded on the consolidation manifest (the order of status being T1, T2, T2F).

Example

If the consolidation manifest includes T1, T2, and T2F goods, this manifest must be included in the T1 air manifest.

The following are examples of groupage under both types of transit procedure for goods carried by air.

Using the paper-based common/Union transit procedure for goods carried by air



Note : Manifests 3 and 5 do not concern transit procedures (no. 3) or transit procedures for which the holder of the procedure is the declarant (no. 5).

All consolidation manifests, house air waybills and air manifests must be made available to the competent authorities at the airport of departure, on request.

All consolidation manifests, house air waybills and air manifests must, on request, be delivered to the competent authorities at the airport of destination. These competent authorities will carry out appropriate controls on the basis of the information contained in the consolidation manifests.

Except for the cases coded 'TD' and 'X', the airline company acts as the holder of the procedure for the goods placed under transit and is therefore fully responsible for the movement if there are irregularities. The relationship between the airline company and the consolidator is a matter of a private commercial contractual arrangement.

A flowchart for air groupage is reproduced in Annex VI.8.5.

VI.3.6.4.1 Transport by express carriers

Where the express company is itself acting as an airline company, it may request authorisation to use the paper-based common/Union transit procedure for goods carried by air, described in Section VI.3.6.2.

For the transport of Union goods only, the express company concerned is not obliged to draw up a manifest for customs purposes or to identify the customs status of the goods.

However, for the carriage of goods falling within the scope of the transit procedure, the express company concerned is subject to those types of transit procedures for airlines.

If the express company acts as an airline company and is authorised to use the paper-based common/Union transit procedure for goods carried by air, it must establish separate manifests for the goods where necessary according to their customs status.

In cases where two or more air courier/express companies part-charter an aircraft, each company may act as an airline company.

Where the express company does not act as an airline company and contracts the carriage to another airline company, there are two

possible scenarios:

- if an air waybill covers a single consignment, the express company must indicate the customs status of the consignment on the air waybill;
- if an air waybill covers several consignments, the rules applicable are those governing air groupage as set out in Section VI.3.6.4.

If express consignments are transported by an on-board air courier, the rules are as follows:

- a) the courier must travel as an ordinary passenger;
- b) the express parcels must be listed on an air courier/express company manifest;
- c) the airline must transport the parcels as excess baggage, usually in the aircraft's hold;
- d) excess baggage must not appear on the airline manifest; and
- e) such consignments are outside the scope of Article 210 IA.

VI.3.7 Goods carried by sea

This paragraph is subdivided as follows:

- Introduction (Section VI.3.7.1)
- Using the paper-based Union transit procedures for goods carried by sea (Section VI.3.7.2)
- Particular cases (Section VI.3.7.4).

VI.3.7.1 Introduction

Articles 24(2) TDA To use the paper-based Union transit procedure for goods carried by sea, the holder of the procedure must lodge a guarantee.

That simplification may be used only until the date of the upgrading of the NCTS. After that date, the economic operators must use the NCTS and can replace that simplification:

- either by the standard transit procedure (Part IV), or,
- by using a customs declaration with reduced data requirements to

place goods under the Union transit procedure.

Using the Union transit procedure, where appropriate, is obligatory for transporting non-Union goods by sea on an authorised regular shipping service (RSS) (see Part II for further details on RSS).

This procedure is available to shipping companies operating an authorised RSS which fulfils the conditions set out in Section VI.3.7.2 (in addition to the general conditions of Section VI.2.1). The procedure involves using a separate goods manifest as the transit declaration for each category of goods.

Conceptually, the goods manifest used as a customs transit declaration should be distinguished from the commercial manifest or the groupage manifest.

The shipping company: (i) must become the holder of the procedure for the movements concerned; (ii) will be bound by the transit regulations; and (iii) must use the manifest as the transit document.

The port of departure is the port of loading, the port of destination is the port of unloading.

VI.3.7.2 Using the paper-based Union transit procedures for goods carried by sea

When using the paper-based Union transit procedures for goods carried by sea, a shipping company is authorised to use the goods manifest as a transit declaration.

A feature of this procedure is that where a transport operation involves both goods placed under the external Union transit procedure (T1) and goods placed under the internal Union transit procedure (T2F), a separate manifest must be used for each category of goods.

In addition, there will be the commercial manifest which covers all goods on board the vessel.

VI.3.7.2.1 Authorisation for using the paper-based Union transit procedures for goods carried by sea

Article 22(1) UCC The authorisation procedure must be in accordance with Section VI.2.2.

Article 25 TDA

A shipping company wishing to use the paper-based Union transit

procedures for goods carried by sea must request authorisation from the customs authorities competent for the place where the applicant's main accounts for customs purposes are held or accessible, and where at least part of the activities covered by the authorisation are to be carried out.

The customs authorities must issue an authorisation in accordance with the specimen in Annex VI.8.8.

For annulment, revocation or amendment of the authorisation, see Section VI.2.3.

Whenever the shipping company wishes to change one or more ports, it must submit a request to amend the existing authorisation.

TRADE

The shipping company must provide the following information in the application:

1. the form of the manifest;
2. the names of the ports of departure involved in the procedure;
3. the names of the ports of destination involved in the procedure.

CUSTOMS

Content of the authorisation (in accordance with Annex VI.8.6):

- the form of the manifest;
- the names of the ports of departure and destination involved in the procedure;
- the conditions for using the procedure, including the requirement to use separate manifests for the T1 procedure and the T2F procedure.

TRADE

The shipping company is required to send an authenticated copy of the authorisation to the customs authority of each named port.

The authorisation granting the use of the paper-based Union transit procedures for goods carried by sea must be presented whenever required by the customs office of departure.

VI.3.7.2.2 Using the paper-based Union transit procedures for goods carried by sea

Article 50 TDA

The goods manifest must contain the following information:

- the customs status of goods, T1 or T2F as appropriate;
- the signature of an authorised representative of the shipping company as well as the date;
- the name and full address of the shipping company;
- the identity of the vessel carrying the goods;
- the port of departure (loading);
- the port of destination (unloading);

and for each consignment:

- the reference for the bill of lading;
- the number, kind, markings and identification numbers of the packages;
- the normal trade description of the goods including all the details necessary for their identification;
- the gross mass in kilograms;
- where appropriate, the identifying numbers of containers.

If the shipping company is not an authorised consignor, at least two copies of the manifest serving as the transit declaration must be presented for endorsement to the customs authorities of the port of departure (loading).

CUSTOMS at the port of departure

Endorse the manifest with the name and stamp of the customs office, the date of endorsement, and the signature of the customs official.

Retain one copy of each manifest presented.

At the port of destination (unloading), if the shipping company does not have the status of an authorised consignee, it must present the goods and a copy of the manifest(s) used as the transit declaration(s) to the customs office.

For control purposes, the customs office of destination may require the presentation of the goods manifest (or bills of lading) for all the

goods unloaded.

Union goods not subject to the internal Union transit procedure (T2F) are entitled to free onward movement to their destination in the Union provided there is no reasonable suspicion or doubt as to the status of the goods on arrival at the port of destination.

CUSTOMS at the port of destination

Retain one copy of each manifest presented.

Article 51 TDA

The customs office of destination does not need to return copies of the manifest to the customs office of departure. The discharge of the transit operation is done on the basis of a monthly list drawn up by the shipping company.

TRADE

The shipping company or its representative at the port of destination must draw up at the beginning of each month a list of the manifests that were presented to the customs office of destination during the previous month. This list must contain the following information:

- the reference number of each manifest;
- the relevant code T1 or T2F;
- the name (which may be abbreviated) of the shipping company which carried the goods;
- the date of the maritime transport operation.

Note: a separate list must be drawn up for each port of departure.

CUSTOMS

The customs office of destination then endorses a copy of the list of manifests prepared by the shipping company, and sends it to the customs office of departure.

The authorisation may also allow the shipping companies themselves to send the list to the customs office of departure.

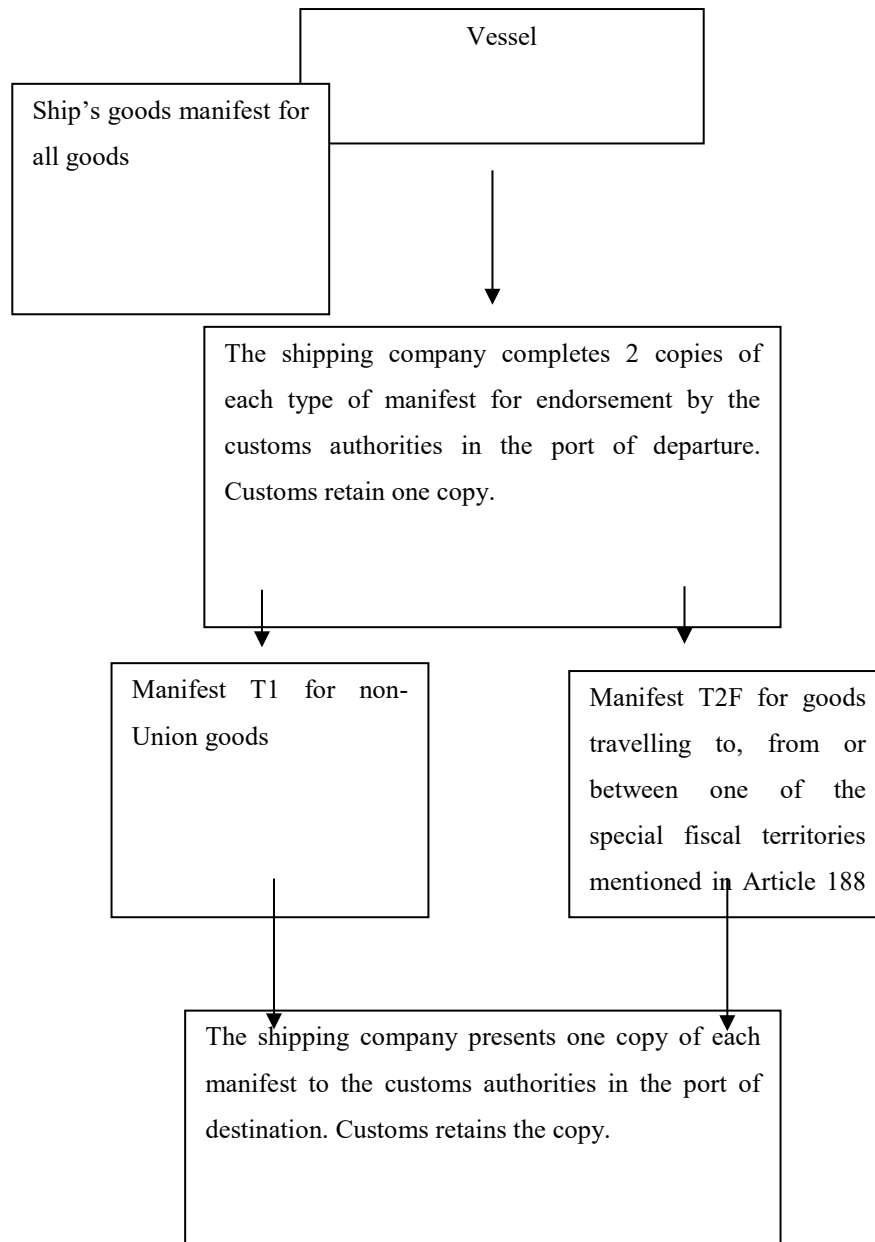
The customs office of departure must ensure that it has received the lists.

If irregularities are found in connection with the information on the manifests appearing on the list, the customs office of destination must inform the customs office

of departure and the authority that granted the authorisation, referring in particular to the bills of lading for the goods in question.

The schematic diagram below illustrates the use of the paper-based Union transit procedures for goods carried by sea.

Using the paper-based Union transit procedures for goods carried by sea



VI.3.7.2.3 Examples

Example 1

Dunkirk/Rotterdam on an authorised RSS

- Standard transit procedure (NCTS): guarantee compulsory

The Union transit procedure is compulsory for non-Union goods. A T1 transit declaration is lodged and a guarantee is furnished.

For Union goods subject to excise duty, a specific accompanying document is used (e-AD).

Note: Union goods are in free circulation, so the Union transit procedure is not required. The goods are listed on the commercial goods manifest.

- Using the paper-based Union transit procedures for goods carried by sea: guarantee compulsory

The Union transit procedure is compulsory for non-Union goods. A (separate) manifest bearing the code 'T1' is made out to serve as the transit declaration.

For Union goods subject to excise duty, a specific accompanying document is used (e-AD).

Note: Union goods are in free circulation, so the Union transit procedure is not required. The goods are listed on the commercial goods manifest.

Example 2

Le Havre/Fort de France on an authorised RSS

- Standard transit procedure (NCTS): guarantee compulsory

Union transit is compulsory for:

- non-Union goods: a T1 transit declaration is lodged and a guarantee is furnished;
- goods travelling to, from or between the special fiscal territories (mentioned in Article 188 DA): a T2F transit declaration is lodged and a guarantee is furnished.

- Using the paper-based Union transit procedures for goods carried by sea: guarantee compulsory

Union transit is compulsory for:

- non-Union goods: a (separate) manifest bearing the code 'T1' is made out to serve as the transit declaration for the non-Union goods;
- certain Union goods (including goods subject to excise duties): a (separate) manifest bearing the code 'T2F' is made out to serve as the transit declaration for the Union goods.

VI.3.7.4 Particular cases (using the paper-based Union transit procedure for goods carried by sea)

VI.3.7.4.1 Groupage

When several consignments of goods transported by sea are consolidated in a groupage consignment, each item within the groupage consignment is the subject of a contract between the consignor and the consolidator. This contract is evidenced by the issue of: (i) a consignment note (CN); (ii) a forwarder's bill of lading such as the bill of lading approved by the International Federation of Forwarding Agents (FIATA); or (iii) another commercial document as agreed between the consignor and the consolidator.

The maritime transport of the groupage consignment in its entirety is carried out under cover of a contract between the consolidator and the shipping company. This contract is evidenced by: (i) a carrier's bill of lading; (ii) a sea waybill; or (iii) some other commercial document as agreed and accepted by the shipping company and the consolidator.

Furthermore, the groupage consignment is the subject of a groupage manifest prepared by the consolidator, which is an analytical summary of all the packages contained in the groupage consignment with references to each consignment note, bill of lading, or other commercial document as appropriate. It is therefore necessary to make a distinction between the groupage manifest and the ships' goods manifest which serves as the transit declaration.

It may occur that, in accordance with both types of the transit procedure for goods carried by sea, a shipping company transports a

groupage consignment under the terms and conditions of a carrier's bill of lading, sea waybill or other commercial document. In these cases, it is accepted that, unless dangerous goods that need to be declared separately are involved, the shipping company does not necessarily know the contents of the groupage consignments.

A shipping company can accept groupage consignments for dispatch under both types of the transit procedure for goods carried by sea procedures provided that:

- the consolidator undertakes to hold the status of consignments in its commercial records;
- the groupage manifest contains the information specified in Article 53 TDA);
- at departure and at destination the consignment notes are available for customs supervision;
- the groupage manifest is marked with the appropriate status (see below);
- the highest status on the groupage manifest is notified to the shipping company (the order of status being T1, T2F, TD, C, X).

The codes T1, T2F, TD, C or X are used to indicate the relevant items on the groupage manifest as set out in the table below.

Code	Union transit
T1	Goods placed under the T1 external Union transit procedure
T2F	Goods placed under the internal Union transit procedure moving from the special fiscal territories (SFTs) to another part of the customs territory of the Union, which is not an SFT as referred to in Article 188(1) DA. That code may be used for Union goods moved between an SFT and another part of the customs territory of the Union as referred to in Article 188(2) DA.
TF	
TD	Goods already moving under a Union transit procedure, or carried under the inward-processing, customs-warehouse or temporary-admission procedures. In such cases, the airline company must also enter the code 'TD' in the corresponding air waybill. The airline company must also enter: (i) a reference for the procedure used; (ii) the number and date of the transit declaration or transfer document; and (iii) the name of the issuing office*.

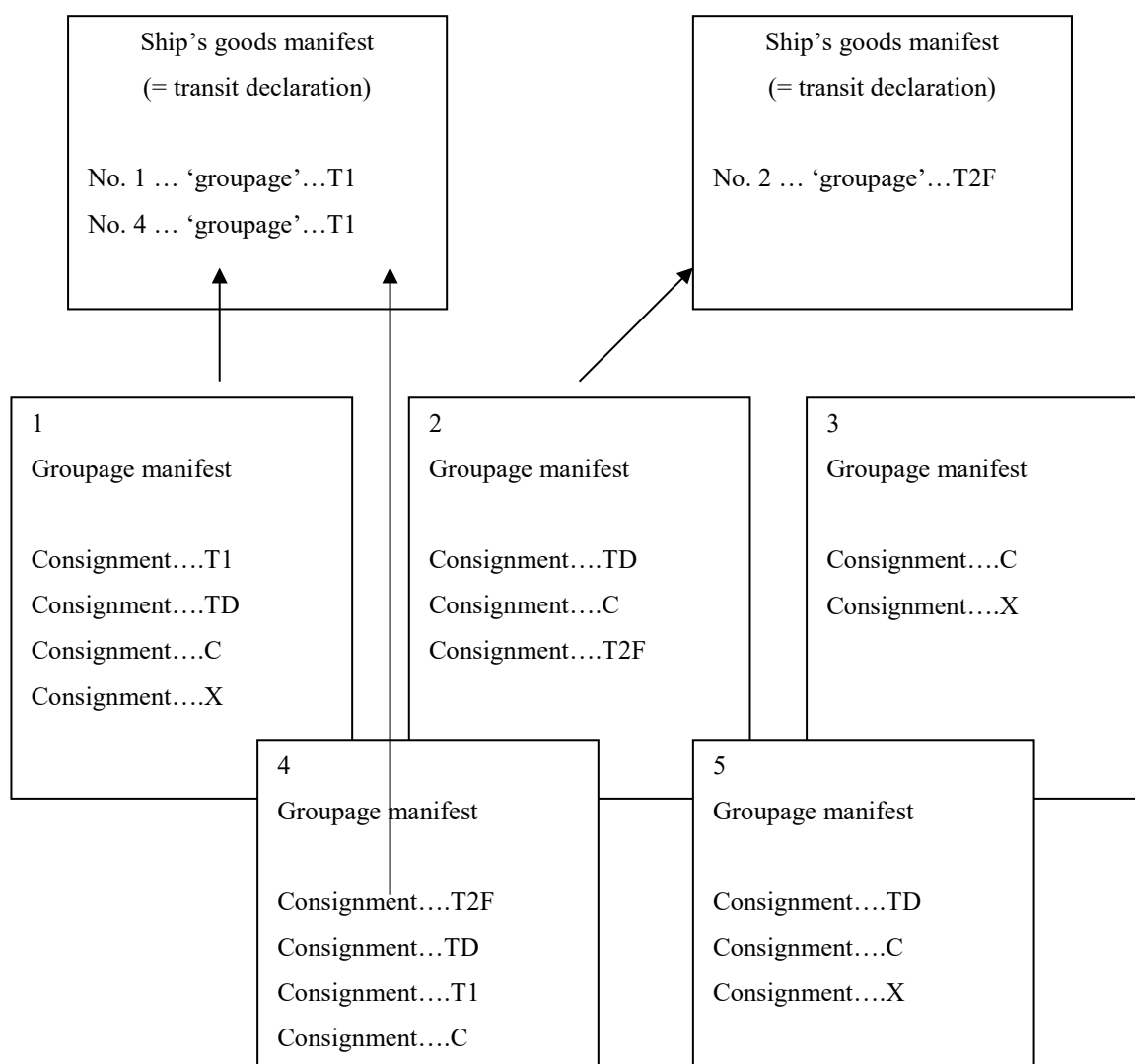
C (equivalent to T2L)	Union goods not placed under a transit procedure whose status may be demonstrated
X	Union goods for which the export procedure was ended and exit confirmed and which are not placed under a transit procedure

* When goods, which are already under a formal transit procedure (e.g. Union transit, TIR carnet, ATA carnet, NATO form 302, etc.), are included in the groupage consignment, the item must be marked with the code 'TD'. Additionally, the individual consignment notes or other commercial evidence of the contract of carriage must be marked with the code 'TD' and contain a reference to the actual procedures involved, plus the reference number, date, and name of the customs office of departure of the transit document.

If the shipping company uses the paper-based Union transit procedure for goods carried by sea, it must include the groupage consignment, indicated by the word 'groupage', on the shipping manifest appropriate to the highest status (the order of status being T1, T2F) as recorded on the groupage manifest. For example, if the groupage shipment comprises both T1 and T2F, it must be declared on the T1 shipping manifest.

The following are examples of groupage under both types of the transit procedure for goods carried by sea.

Using the paper-based Union transit procedure for goods carried by sea



Note : Manifests 3 and 5 do not concern transit procedures (no. 3) or transit procedures for which this the holder of the procedure is the declarant (no. 5).

VI.3.7.4.2 Movement of goods by sea on vessels providing services other than a regular shipping service

Articles 49, 50 and 51 TDA are not available for goods carried on vessels providing a service other than a regular shipping service (RSS) if a carrier opts to use the Union transit procedure.

The following non-exhaustive examples apply solely to goods carried on vessels providing services other than RSS, under the Union transit procedure (or otherwise as the case may be).

- **Non-Union goods**

- Movement starting before the EU port of shipment and terminating at the EU port of unloading.

Example: Brussels-Le Havre (carriage by road from Brussels to Antwerp).

A T1 procedure is compulsory for the road transport, but optional for the maritime transport.

Recommended practice: the Union transit procedure should only be used for the part of the movement undertaken by road.

- Movement starting at the EU port of shipment and continuing beyond the EU port of unloading.

Example: Le Havre-Brussels (carriage by road from Antwerp to Brussels).

A T1 procedure is compulsory for the road transport but optional for the maritime transport.

Recommended practice: a T1 declaration should be made out for the whole movement from Le Havre to Brussels.

- Movement starting before the EU port of shipment and continuing beyond the EU port of unloading.

Example: Madrid-Milan (maritime transport from Barcelona to Genoa).

Recommended practice: a transit declaration should be made out for the whole movement (by road and by sea) from Madrid to Milan.

VI.3.8 Simplified procedures based on Article 6 to the Convention

Provided that any measures applicable to the goods are implemented, common transit countries may introduce simplified procedures among themselves. They may do this by means of

bilateral or multilateral agreements which must be applicable to certain types of goods traffic or specific undertakings.

The countries must communicate these simplified procedures to the European Commission using the form in Annex VI.8.8.

The authorisation procedure must be in accordance with Section VI.2.2.

For annulment, revocation or amendment of the authorisation, see Section VI.2.3.

VI.3.9 Goods carried by air - using an electronic transport document (ETD) as a transit declaration to place goods under the common/Union transit procedure

This paragraph is subdivided as follows:

- Introduction (Section VI.3.9.1)
- General information (Section VI.3.9.2)
- Authorisation for using the ETD (Section VI.3.9.3)
- Procedural rules for using the ETD (Section VI.3.9.4)

VI.3.9.1 Introduction

*Article 55(1)(h)
Appendix I to
the Convention*

An airline company can be authorised to use an electronic transport document (ETD) as a transit declaration to cover goods placed under the common/Union transit procedure.

*Article
233(4)(e) UCC*

*Articles 319 and
320 IA*

*Annexes B6a
and A1a
Appendix III to
the Convention*

*Annexes B-DA
and B-IA*

The authorisation to use the ETD is granted to airline companies which fulfil the criteria for this simplification. Two significant criteria in granting this authorisation are: (i) that the ETD must contain the data required in a transit declaration; and (ii) that those data must be made available to the customs authorities at departure and at destination to allow the customs supervision of the goods and the discharge of the procedure. Those data are contained in Annexes B6a and A1a of Appendix III to the Convention and Annexes B-DA and B-IA.

VI.3.9.2 General information

Article 89(7)(d) UCC No guarantee is required, as it is accepted that air transport is safe and that, apart from an accident, the conditions of carriage will be fulfilled from the airport of departure to the airport of destination.

Article 13(1)(a) Appendix I to the Convention

The express couriers are either the airline companies (where the general rules for airline companies apply) or clients of those companies. There are no specific requirements for express couriers as regards the ETD.

The holder of the procedure is the airline company.

The authorisation specifies the customs offices located at the airports of loading and unloading in the Union and/or common transit countries where the authorisation applies.

The airport of loading is the airport of departure, the airport of unloading is the airport of destination.

Note that transit by air can also take place under the cover of a standard transit declaration using the NCTS (Part IV⁴³).

VI.3.9.3 Authorisation to use the ETD

Articles 5(31) and 22 UCC

The authorisation procedure is described in Section VI.2.2-VI.2.5.

Article 319 IA

The application must be lodged with the customs authorities competent for the place where the applicant's main accounts for customs purposes are held or accessible, and where at least part of the activities covered by the authorisation are to be carried out.

Annex A-DA

Articles 59 and 111(a) Appendix I to the Convention

TRADE

The airline company must provide in particular the following information in the application:

1. applicant's name or applicant's EORI number⁴⁴;
2. name and contact details of: (i) the person responsible for customs matters and for the application, and (ii) the person in charge of the applicant company or exercising control over its management;

⁴³ In the Union, where applicable, other ways to move goods, defined in Articles 226 and 227 UCC, may be used.

⁴⁴ EORI number concerns only the EU.

3. place where main accounts for customs purposes are held or accessible;
4. type of main accounts for customs purposes;
5. place where records are kept;
6. type of records;
7. customs office(s) of departure and destination;
8. number of flights between the Union/common transit countries' airports;
9. information on how the data will be made available to the customs authorities at the port of departure and at the port of at destination (if the means of availability differ depending on a customs office or a country, each means must be indicated in the application).

The above information is mandatory in the Union (Annex A-DA, column 9f), but may also be required by the common transit countries.

The criteria are verified by the competent customs authorities (Section VI.2.2). In the meantime, the consultation procedure is carried out with the customs offices indicated in the application as customs offices of departure and destination. The consultation procedure is started immediately after acceptance of the application and can take up to a maximum of 45 days.

The consultation procedure is part of the Customs Decision Management System (CDMS) applicable only to the Member States. If the CDMS is unavailable, or if common transit countries are involved, a consultation letter in paper form must be sent by email, together with a copy of the application. The list of email addresses in each country and the model of the consultation letter are included in Annexes VI.8.9 and VI.8.10 respectively.

During the consultation procedure, the requested authority should verify: (i) whether the conditions for granting the authorisation are met by the applicant; and most importantly (ii) whether and how the data required for the ETD as a transit declaration can be made available to the requested customs offices.

On receipt of the consultation request, the requested authority must check in particular: (i) the information about the applicant in their own records or in cooperation with other agencies; (ii) the system of data exchange; (iii) the place for inspecting the goods; (iv) the level of controls by the airline company of its operations; and (v) who is the representative of the airline company, where appropriate.

If there is an objection, the requesting authorities must be informed via CDMS within 45 days of receiving the request. If the CDMS is unavailable

or if a common transit country is involved, the requesting authorities must be informed by email with the same letter (Annex VI.8.10). If the requested authority finds that the applicant does not regularly operate flights to airports in that country, the authorisation cannot include airports in that country. However, if the application concerns more airports, the authorisation may be granted with deletion of the airports for which the requested authority is of the opinion that the conditions are not fulfilled.

If the requested authority refuses an authorisation request due to the non-fulfilment of a condition, and in particular due to a serious infringement or repeated infringement of customs legislation and taxation rules, it must outline the grounds for the refusal and the underlying legal provisions. Then, the authorities of the country where the application was made must not grant the authorisation and must outline the reasons for the refusal to the airline company.

If no objections are received within the time limit allowed, the requesting authority can assume that the criteria for which the consultation has been requested are met.

If the consultation process is completed without objections, the competent customs authorities must approve and grant the authorisation, which applies for both outward and inward flights.

The authorisation must apply only to transit operations between the customs offices of departure and destination indicated in the authorisation. The authorisation will only be valid in the countries where those offices are located.

The reference to the authorisation must be inserted in the ETD each time a transit operation is started. This information must be provided, unless it can be derived from other data, e.g. the EORI number of the holder of the authorisation or the CDMS.

For monitoring of the authorisation, see Section VI.2.3.

For annulment, revocation or amendment of the authorisation, see Section VI.2.4. Whenever the airline company wishes to add or remove one or more airports in its existing authorisation, it must apply for an amendment of its authorisation.

For the suspension of the authorisation, see Section VI.2.5.

In the event of annulment, revocation, amendment, suspension or end of suspension of the authorisation, the competent authorities of the countries indicated in the authorisation must be notified immediately, using the list of

authorities in Annex VI.8.9.

Because the authorisation to use the ETD as a transit declaration is valid in more than one country, the monitoring of the authorisation or its re-assessment may require a consultation procedure between customs authorities in other countries. That consultation is a part of the CDMS.

Where the CDMS system is not available, or where common transit countries are involved, the consultation requests in the form of the model letter in Annex VI.8.10 must be sent by email to the authorities responsible for the consultation procedure, as specified in Annex VI.8.9.

CUSTOMS

The authorisation contains in particular the following information.

1. The number and date.
2. The name of the holder of the authorisation or its EORI number.
3. The customs office(s) of departure and destination.
4. The means by which the data are made available to customs at the port of departure and at the port of destination. If the means differ depending on the customs office or country, each means must be indicated in the authorisation.
5. Notice of the obligation on the airline company to inform the customs offices of departure and destination about any discrepancies noticed, in particular on: (i) the type and quantity of the goods placed under the transit procedure; and (ii) any changes that may affect the authorisation.
6. The means of communication between the customs office(s) of departure and destination on the one hand and the airline company on the other.

The above information is mandatory in the Union (Annex A-DA, column 9f), but it may also be required by the common transit countries.

Although the time limit for making the ETD data available to the customs office of departure before the goods can be released for transit is not mandatory, it is helpful to add information on this time limit in the authorisation.

In the Union

International airline companies which are established in the Union or have a permanent business establishment there may be authorised to use that procedure provided they meet the necessary conditions⁴⁵.

VI.3.9.4 Procedural rules for using the ETD

VI.3.9.4.1 Data required for the ETD

Article 320 IA

Annex B-IA

*Article 111(b)
Appendix I to the
Convention*

*Annexes A1a and B6a
Appendix III to the
Convention*

The ETD is a document drawn up by an airline company when the aircraft departs. It is based on transport documents like the air waybill, manifests, etc. and it confirms the actual goods that are loaded onto the aircraft. Thus, for transit purposes, the ETD serves as a transit declaration, provided it contains the data set out in Annex B6a and A1a, of Appendix IIIa to the Convention and Annexes B-DA and B-IA.

To allow the customs authorities to identify the status of the goods, one of the codes in the box below must be indicated at item level in the ETD.

Code	Common transit	Union transit
T1	Goods placed under the external T1 transit procedure	Goods placed under the external T1 transit procedure
T2	Goods placed under the internal T2 transit procedure	Goods placed under the internal T2 transit procedure
T2F	Goods placed under the internal T2 transit procedure	Goods placed under the internal Union transit procedure moving from the special fiscal territories (SFTs) to another part of the customs territory of the Union, which is not an SFT as referred to in Article 188(1) DA. That code may be used for Union goods

⁴⁵ Articles 5(31) and 5(32) UCC.

		moved between an SFT and another part of the customs territory of the Union as referred to in Article 188(2) DA.
C	Union goods not placed under a transit procedure (equivalent to T2L)	Union goods not placed under a transit procedure (equivalent to T2L)
TD	Goods already placed under a transit procedure ⁴⁶	Goods already moving under a Union transit procedure, or carried under the inward-processing, customs-warehouse or temporary-admission procedures ⁴⁷
X	Union goods for which the export procedure was ended and exit confirmed, and which are not placed under a transit procedure	Union goods for which the export procedure was ended and exit confirmed and which are not placed under a transit procedure

The ETD is treated as a transit declaration only where at least one of the codes T1, T2 or T2F is indicated. If none of those codes are indicated in the ETD, irrespective of the other codes mentioned above, that ETD cannot be used as a transit declaration.

Examples of use of the codes

Example 1

Union goods are moved by air between France and Germany

France – Germany → the code ‘C’ must be entered on the ETD.

⁴⁶ In these cases, the airline company must also enter: (i) the code ‘TD’ in the corresponding air waybill or another appropriate commercial document; and (ii) a reference number of the transit declaration.

⁴⁷ In such cases, the airline company must also enter: (i) the code ‘TD’ in the corresponding air waybill or another appropriate commercial document; (ii) a reference number of the transit declaration or the transfer document; and (iii) the name of the issuing office.

Example 2

Union goods are exported from Ireland to a third country (China). In Ireland, goods are placed under the export procedure which is completed and exit confirmed. The goods are moved by air to the Netherlands, where they are taken out of the Union.

Ireland – the Netherlands – China → the code ‘X’ must be entered on the ETD between Ireland and the Netherlands.

Example 3

Non-Union goods arrive from a third country (Canada) to Czechia and move by air to Greece.

Canada – Czechia – Greece → the code ‘T1’ must be entered on the ETD as a transit declaration between Czechia and Greece.

Example 4:

Union goods are dispatched by air from Spain to a special fiscal territory (SFT) (Canary Islands).

Options:

1 Spain – SFT (Canary Islands) → the code ‘T2F’ must be entered on the ETD as a transit declaration⁴⁸.

2 Spain – SFT (Canary Islands) → the code ‘C’ must be entered on the ETD.

Example 5

Union goods are moved between two SFTs in the same Member State (France: Guadeloupe and Mayotte).

Options:

1. Guadeloupe – Mayotte → the code ‘T2F’ must be entered on the ETD as a transit declaration⁴⁹.

2. Guadeloupe – Mayotte → the code ‘C’ must be entered on the ETD⁵⁰.

Example 6:

Union goods are moved by air from an SFT (Canary Islands) to

⁴⁸ In accordance with Article 188(2) DA.

⁴⁹ In accordance with Article 188(1) DA.

⁵⁰ In accordance with Article 188(2) DA.

Spain and then to Portugal by road.

Options:

1. SFT (Canary Islands) – Spain – Portugal → the code ‘C’ or ‘T2F’ must be entered on the ETD between the SFT of the Canary Islands and Spain; and the standard transit procedure (T2F- NCTS, including guarantee) must be entered on the ETD between Spain and Portugal⁵¹.
2. SFT (Canary Islands) – Spain – Portugal → the code ‘T2F’ must be entered on the ETD as a transit declaration between the Canary Islands and Spain; and the standard transit procedure (T2F-NCTS, including guarantee) must be entered on the ETD between Spain and Portugal⁵².

Example 7:

Union goods are moved by air from an SFT (Canary Islands) to Spain and then by air to Italy.

Options:

1. SFT (Canary Islands) – Spain – Italy → the code ‘C’ must be entered on the ETD between the SFT of the Canary Islands and Spain; and the code ‘T2F’ must be entered on the ETD as a transit declaration between Spain and Italy⁵³.
2. SFT (Canary Islands) – Spain – Italy → the code ‘T2F’ must be entered on the ETD as a transit declaration between the Canary Islands and Spain; and the code ‘T2F’ must be entered on the ETD as a transit declaration between Spain and Italy⁵⁴.

Example 8:

Union excise goods⁵⁵ are exported from the Union to a common transit country (Switzerland). In Portugal, the goods are placed under the export procedure which is completed and exit confirmed. The goods are placed under the external transit procedure and moved by air to Austria where the road part of the journey to a common transit country starts.

⁵¹ In accordance with Article 188(2) DA.

⁵² In accordance with Article 188(1) DA.

⁵³ In accordance with Article 188(2) DA.

⁵⁴ In accordance with Article 188(1) DA.

⁵⁵ Within the meaning of Article 1(1) of the Council Directive 2008/118/EC of 16 December 2008 concerning the general arrangements for excise duty and repealing Directive 92/12/EEC (OJ L 9/12, 14.1.2009).

Portugal – Austria – Switzerland → the code ‘T1’ must be entered on the ETD as a transit declaration between Portugal and Austria. In addition, the standard transit procedure (T1-NCTS, including guarantee) starts with a destination in Switzerland.

Example 9:

Union excise goods⁵⁶ are exported from Italy to a third country (India). In Rome (Italy), goods are placed under the export procedure which is completed and exit confirmed. The goods are moved by air to Malpensa (Italy), where they are taken out of the Union.

Rome – Malpensa – India → the code ‘X’ must be entered on the ETD between Rome and Malpensa.

Example 10:

Union excise goods⁵⁷ are moved by air from Romania to Belgium. The goods remain under the excise-suspension arrangement in EMCS.

Romania – Belgium → the code ‘C’ must be entered on the ETD.

Example 11:

Union goods are exported to a third country (Belarus). In Denmark, the goods are placed under the export procedure which is completed and exit confirmed, and the TIR procedure starts. The goods are moved by air to Poland. In Poland, the goods continue their way to Belarus by road under a TIR procedure.

Denmark – Poland – Belarus → the code ‘TD’ must be entered on the ETD between Denmark and Poland. The TIR procedure follows with a destination in Belarus.

Example 12:

Union goods are exported to a third country (Russia). In Spain, the goods are placed under the export procedure and moved by air to

⁵⁶ Within the meaning of Article 1(1) of the Council Directive 2008/118/EC of 16 December 2008 concerning the general arrangements for excise duty and repealing Directive 92/12/EEC (OJ L 9/12, 14.1.2009).

⁵⁷ Within the meaning of Article 1(1) of the Council Directive 2008/118/EC of 16 December 2008 concerning the general arrangements for excise duty and repealing Directive 92/12/EEC (OJ L 9/12, 14.1.2009).

Finland, where they are taken out of the Union by road.

Spain – Finland – Russia → the code ‘C’ must be used on the ETD between Spain and Finland, and further the goods are moved under export procedure to the Union external border.

Example 13

Union goods are exported to a common transit country (Serbia). In Hungary, the goods are placed under the export procedure, which is completed and exit confirmed. Then the goods are moved by air to Serbia.

Options:

- 1) Hungary – Serbia → the code ‘X’ must be used on the ETD,
- 2) Hungary – Serbia → the code ‘T2’ must be used on the ETD as a transit declaration.

Example 14

Non-Union goods are moved between Sweden and a common transit country (Norway).

Sweden – Norway → the code ‘T1’ must be used on the ETD as a transit declaration.

Example 15

Union goods are moved between Italy and France and pass through a common transit country (Switzerland) under the same ETD without reloading.

Italy – Switzerland – France → the code ‘C’⁵⁸ must be used on the ETD.

Example 16

Union goods are moved between Lithuania and Italy and pass through a common transit country (Norway) under the same manifest with reloading in Norway⁵⁹.

Lithuania – Norway – Italy → the code ‘C’ must be used on the ETD.

⁵⁸ Article 119(3)(b) DA and Article 109(1)(b) of the Convention.

⁵⁹ The same air waybill accompanies the goods from departure to final destination. However two manifests are issued: the first at the airport of departure and the second at the airport of reloading.

Example 17

Union goods are transported by air between Slovenia and Greece and pass through a common transit country (the Republic of North Macedonia), where they are transhipped onto another means of transport (from airplane to truck) under the supervision of the airline company.

Slovenia (by air) – the Republic of North Macedonia (by road – airplane to truck) – Greece:

Options:

1. Slovenia – the Republic of North Macedonia → the code ‘C’⁶⁰ must be used on the ETD; and the Republic of North Macedonia – Greece → standard transit procedure (T2-NCTS, including guarantee),
2. Slovenia – the Republic of North Macedonia → the code ‘T2’ must be used on the ETD as a transit declaration; and the Republic of North Macedonia – Greece → standard transit procedure (T2-NCTS, including guarantee),
3. Slovenia – the Republic of North Macedonia → standard transit procedure started in Slovenia (T2-NCTS, including guarantee), the code ‘TD’ must be used on the ETD; and the Republic of North Macedonia – Greece → continuation of the standard transit procedure.

Note for the Union: To facilitate the maximum free and unhindered movement of Union goods, the code ‘C’ on the ETD will entitle the goods to free onward movement to their destination in the Union, provided that: (i) evidence of their status is held in the operators’ business records at the airport of departure; and (ii) there is no reasonable suspicion or doubt as to the status of the goods on arrival at the airport of destination. However, customs authorities at the destination have the opportunity to verify the declared customs status of Union goods by applying appropriate a posteriori checks based on assessed risk with references back to the customs authorities at the airport of departure, if necessary.

Unless national rules provide for a longer period, the airline company must keep a record of the status of all goods in its commercial records for 3 years plus the period since the beginning of the current year. Those records can be kept in electronic form.

⁶⁰ Code ‘C’ is equivalent to the code ‘T2L’ in accordance with Article 111(b), Appendix I, Convention.

VI.3.9.4.2 Procedure at the customs office of departure

*Articles 6(1), 46(1)
and 172-174 UCC*

*Articles 302 and
320 IA*

*Articles 304-32, 39
and 44a-111b
Appendix I to the
Convention*

According to Article 6(1) UCC, all exchanges of information, such as declarations between customs authorities and between economic operators and customs authorities, must be made using electronic data processing techniques. This rule also applies to using the ETD as a transit declaration.

The goods must be released for transit when the data of the ETD have been made available to the customs office of departure before the aircraft departs. The legal requirements mean that the data may only be made available to customs in one of the following two ways.

1. The data may be sent to a customs IT system. This is the recommended way. It is not mandatory to have an IT customs system in place, but it would be beneficial for countries to consider building such a system in the future if they do not already have one.
2. Customs may be given access to the airline company's system from customs' premises.

As an interim solution, customs officers may have access to the data from the operator's computer at the operator's office. However, that method may only be used until one of the two above options have been implemented. When using this interim solution, the customs authorities may not have uninterrupted and constant access to the data without additional burden and extra work. Nevertheless, it is for the customs authorities to decide how long this interim solution may be implemented. In making this decision, they must in particular take into account the manner of cooperation with the airline company, the size of the port and the volume of freight.

Making the data available via emails with attached Excel spreadsheets or PDF files does not comply with the legal requirements.

The simplification for the ETD relies entirely on how the transit declaration in the form of the ETD is provided. In all other aspects, the ETD should be treated like any other customs declaration. The detailed legal framework on the customs declarations indicated in the Convention/UCC and the related acts should be complied with, as the legislation has not laid down any special rules for a simplified ETD transit procedure.

The ETD used as a transit declaration must be made available to the customs office of departure to allow the customs authorities to perform risk assessment or to perform checks on goods, where necessary, before the goods can be released for transit.

Each piece of transit declaration data should undergo risk analysis using electronic data processing techniques to: (i) identify and evaluate the potential risks; and (ii) take appropriate counter-measures. Therefore, it is very helpful if the customs IT system can: (i) facilitate the electronic transmission of the ETD data from the operator's system; and (ii) subsequently conduct an automated risk analysis on the ETD data.

However, because the deployment of the customs system is not mandatory, an automated risk analysis may not be possible. Therefore, it may be possible to compensate for the lack of automation by at least: (i) conducting a robust pre-audit; (ii) closely monitoring the authorisation; and (iii) regularly supervising the transit operations. These steps do not rule out manual verification of the goods performed at random – or in case of need – before their release for transit.

These types of control cannot be replaced by a posteriori controls (after departure of the goods), which may be conducted only in specific cases or at random.

For the place of loading (optional data), the country code followed by the three-letter IATA code of the airport can be used.

The definition of a consignee is a person to whom the goods are actually consigned. For the purpose of the ETD, this is the recipient at the airport of destination.

A declaration will be accepted by the customs authorities if the goods to which it refers have been presented. This does not mean that customs must always check if the goods are physically at the airport, but customs must at least be aware that the goods are stored in a place agreed upon with the operator.

A declarant must, if they so request through an application, be permitted to amend one or more pieces of data in the declaration.

Each declaration must bear its own unique number assigned by the airline company (LRN number⁶¹). This can be the flight number together with the date, and any additional figures to make the number

⁶¹ The LRN number in the ETD is not the same as the LRN number allocated to the standard transit declaration (NCTS).

unique for the operator concerned.

The goods carried by air are waived from sealing if either: (i) labels are affixed to each consignment bearing the number of the accompanying air waybill; or (ii) the consignment constitutes a load unit on which the number of the accompanying air waybill is indicated.

On the ETD, there is no specific action confirming that the ETD was accepted by the customs authorities or that the goods were released for transit. Therefore, the aircraft's time of departure with the goods can be considered as: (i) the time of acceptance for the ETD as a transit declaration; and (ii) the time for release of the goods for transit. If a declaration is rejected, the customs office of departure must immediately inform the airline company, stating the reasons for that rejection (e.g. insufficient data, errors).

If a transport of non-Union goods starts without a submission and acceptance of a transit declaration, customs debt is incurred through non-compliance, according to Article 79(1) UCC.⁶²

It is important that the customs office of departure has at its disposal the historical data (i.e. the data of previous declarations accepted or rejected) to perform a posteriori checks or to clarify issues raised by the customs office of destination.

VI.3.9.4.3 Procedure at the customs office of destination

Articles 6(1) and 46(1) UCC

The ETD data as the transit declaration must be the same at the customs office of departure and the customs office of destination.

Article 199(b) DA

The customs office of destination does not check the compatibility of the data each time. Instead, it assumes that the data are the same unless it receives a notification from the airline company about discrepancies or finds irregularities during verification.

Article 320 IA

*Article 111(b)
Appendix I to the
Convention*

The data of the ETD must be made available to the customs office of destination. On the legal requirements, the data may only be made available to customs in one of the two following ways.

1. The data may be sent to a customs IT system. This is the recommended way. It is not mandatory to have an IT customs system in place, but it would be beneficial for countries to consider building such a system in the future if they do not

⁶² In the Union only.

already have one.

2. Customs may be given access to the airline company's system from customs' premises.

As an interim solution, customs officers may have access to the data from the operator's computer at the operator's office. However, that method may only be used until one of the two above options have been implemented. When using this interim solution, the customs authorities may not have uninterrupted and constant access to the data without additional burden and extra work. Nevertheless, it is for the customs authorities to decide how long this interim solution may be implemented. In making this decision, they must in particular take into account the manner of cooperation with the airline company, the size of the port and the volume of freight.

Making the data available via emails with attached Excel spreadsheets or PDF files does not comply with the legal requirements.

The data of the transit declaration must be provided to the customs office of destination at the latest at the time of the arrival of the goods at the airport. However, it would be advantageous for the customs office of destination to already have that data when the goods are released for transit at the airport of departure. This would allow that customs office to perform any potential risk assessment in advance.

The transit declaration is identified by the LRN number.

The legislation does not include any time limits for ending and for discharging the transit procedure. The legislation also does not specify what actions are needed for ending and for discharging the transit procedure.

Therefore, it may be assumed that the transit procedure is ended when the airline company notifies the customs office of destination that all goods covered by the ETD as a transit declaration are in: (i) temporary storage; or (ii) any other place where the goods may be stored under customs supervision. The LRN of the ETD used as a transit declaration must be indicated in a temporary-storage declaration or any other relevant declaration.

The transit procedure is deemed to be discharged immediately after it ends, unless the customs authorities at destination have received information – or have established – that the procedure has not ended

correctly (e.g. via a notification from the airline company, by checking the goods, or by receiving information from the customs office of departure). In those cases, an investigation will be launched to clarify the issue.

The airline company is responsible for identifying and notifying the customs authorities of all offences, discrepancies or irregularities discovered at the airport of destination, in particular: (i) as a result of checks carried out by that company; or (ii) on the basis of the outturn report (surplus or deficit), referring in particular to the ETD for the goods in question.

Each piece of transit declaration data at destination should undergo risk analysis using electronic data processing techniques to: (i) identify and evaluate the potential risks; and (ii) take appropriate counter-measures. Therefore, it is very helpful if the customs IT system can: (i) facilitate the electronic transmission of the ETD data from the operator's system; and (ii) subsequently conduct an automated risk analysis on the ETD data.

However, because the deployment of the customs system is not mandatory, an automated risk analysis may not always be possible. Therefore, it may be possible to compensate for the lack of automation by at least: (i) conducting a robust pre-audit; (ii) closely monitoring the authorisation; and (iii) regularly supervising the transit operations. These steps do not rule out the manual verification of the goods performed at random – or in case of need – either after their arrival or when placing them under temporary storage.

Those types of control cannot be replaced by a posteriori controls (after the goods were released from transit), which may be conducted only in specific cases or at random.

Consultation with the customs office of departure should take place when there is a reasonable suspicion as to the type or quantity of the goods. Verification of the ETD data must be carried out by using document TC21A (Annex VII.8.6) and sent by email to the authorities specified in Annex VI.8.9.

When filling out document TC21A, it is recommended to use one of the languages generally understandable, if possible.

The customs authorities at the airport of destination must, at the earliest opportunity, notify both the customs authorities at the airport of departure and the authority which issued the authorisation of any

offence or irregularity. In so doing, the customs authorities at the airport of destination must refer in particular to the ETD for the goods in question.

The customs office of departure and the customs office of destination must cooperate with each other and exchange relevant information and documents on transit operations where appropriate.

It is important that the customs office of destination has at its disposal the historical data (i.e. the data of previous operations ended and discharged) to perform a posteriori checks or to clarify issues raised by the customs office of departure.

VI.3.10 Goods carried by sea - using an ETD as a transit declaration to place goods under the Union transit procedure

This paragraph is subdivided as follows:

- Introduction (Section VI.3.10.1)
- General information (Section VI.3.10.2)
- Authorisation to use the ETD (Section VI.3.10.3)
- Procedural rules for using the ETD (Section VI.3.10.4)

VI.3.10.1 Introduction

Article 233(4)(e) UCC This simplification applies only to the Union transit procedure.

Articles 319 and 320 IA A shipping company may be authorised to use an ETD as a transit declaration to cover goods placed under the Union transit procedure.

The authorisation to use the ETD is granted to shipping companies which fulfil the criteria for this simplification. Two significant criteria in granting this authorisation are: (i) that the ETD must contain the data required in a transit declaration; and (ii) that those data must be made available to the customs authorities at departure and at destination to allow customs to supervise the goods and discharge the procedure. Those data are contained in Annexes B-DA and B-IA.

VI.3.10.2 General information

Article 89(7)(d) UCC No guarantee is required, as it is accepted that maritime transport is safe and that, apart from an accident, the conditions of carriage will be fulfilled from the port of departure to the port of destination.

The holder of the procedure is the shipping company.

The authorisation specifies the customs offices located in the ports of loading and unloading, where the authorisation applies.

The port of loading is the port of departure, the port of unloading is the port of destination.

It is obligatory to use the Union transit procedure to transport non-Union goods on regular shipping service (RSS) vessels (see Part II).

Note that transit by sea may also take place under cover of a standard transit declaration using the NCTS (Part IV). However, where applicable, other ways to move goods, set out in Articles 226 and 227 UCC may be used.

VI.3.10.3 Authorisation to use the ETD

Article 22 UCC The authorisation procedure is described in Sections VI.2.2-VI.2.5.

Article 319 LA
Annex A-DA The application must be lodged with the customs authorities competent for the place where the applicant's main accounts for customs purposes are held or accessible, and where at least part of the activities covered by the authorisation are to be carried out.

TRADE

The shipping company must provide in particular the following information in the application:

1. the applicant's name or applicant's EORI number;
2. the name and contact details of: (i) the person responsible for customs matters and for the application; and (ii) the person in charge of the applicant company or exercising control over its management;
3. the place where main accounts for customs purposes are held or accessible;
4. the type of main accounts for customs purposes;
5. the place where records are kept;
6. the type of records;
7. the customs office(s) of departure and destination;
8. the number of voyages between the EU ports;
9. information on how the data will be made available to the customs authorities at each port of departure and at each port of destination (if the means of availability differ depending on a customs office or a country, each means must be indicated in the application).

The above information is mandatory in the Union (Annex A-DA, column 9f).

The criteria must be verified by the competent customs authorities (Section VI.2.2). In the meantime, the consultation procedure is carried out with the customs offices indicated in the application as customs offices of departure and destination. The consultation procedure is started immediately after acceptance of the application and can take up to a maximum of 45 days.

The consultation procedure is part of the Customs Decision Management System (CDMS) applicable in the Union. If the CDMS is unavailable, a consultation letter in paper form must be sent by email, together with a copy of the application. The list of email addresses in each country and the model of the consultation letter are included as Annexes VI.8.11 and VI.8.10, respectively.

During the consultation procedure, the requested authority should verify:

- (i) whether the conditions for granting the authorisation are met by the applicant; and most importantly
- (ii) whether and how the data required for the ETD as a transit declaration can be made available to the requested customs offices.

On receipt of the consultation request, the requested authority must check in particular:

- (i) the information about the applicant in their own records or in cooperation with other agencies;
- (ii) the system of data exchange;
- (iii) the place for inspecting the goods;
- (iv) the level of the controls by the shipping company of its operations; and
- (v) who is the representative of the shipping company, where appropriate.

If there is an objection, the requesting authorities must be informed by CDMS within 45 days of receiving the request. If the CDMS is unavailable, the requesting authorities must be informed by email with the same letter (Annex VI.8.10.). If the requested authority finds that the applicant does not regularly operate voyages to ports in that country, the authorisation cannot include ports in that country. However, if the application concerns more ports, the authorisation may be granted with deletion of the port for which the requested authority is of the opinion that the conditions are not fulfilled.

If the requested authority refuses an authorisation request due to the non-fulfilment of a condition, and in particular due to serious infringement or repeated infringement of customs legislation and taxation rules, they must outline the grounds for the refusal and the underlying legal provisions. Then, the authorities of the country where the application was made must not grant the authorisation and must outline the reasons for the refusal to the shipping company.

If no objections are received within the time limit allowed, the requesting authority can assume that the criteria for which the consultation has been requested are met.

If the consultation process is completed without objections, the

competent customs authorities must approve and grant the authorisation, which applies for both outward and inward voyages.

The authorisation must apply only to transit operations between the customs offices of departure and destination indicated in the authorisation. The authorisation will only be valid in the countries where those offices are located.

The reference to the authorisation must be inserted in the ETD each time a transit operation is started. This information must be provided, unless it can be derived from other data, e.g. EORI number of the holder of the authorisation or the CDMS.

For monitoring of the authorisation, see Section VI.2.3.

For annulment, revocation or amendment of the authorisation, see Section VI.2.4. Whenever the shipping company wishes to add or remove one or more ports in its existing authorisation, it must apply for an amendment of its authorisation.

For the suspension of the authorisation, see Section VI.2.5.

In the event of annulment, revocation, amendment, suspension or end of suspension of the authorisation, the competent authorities of the countries indicated in the authorisation must be notified immediately.

Because the authorisation to use the ETD as a transit declaration is valid in more than one country, the monitoring of the authorisation or its re-assessment may require a consultation procedure between customs authorities in other countries. That consultation is a part of the CDMS.

Where the CDMS is not available, the consultation requests in the form of the model letter in Annex VI.8.10 must be sent by email to the authorities responsible for the consultation procedure, as specified in Annex VI.8.11.

CUSTOMS

The authorisation contains in particular the following information:

1. The number and date;
2. The name of the holder of the authorisation or its EORI number;
3. The customs office(s) of departure and destination;
4. The means by which the data are made available to

customs at each port of departure and at each port of destination. If the means differ depending on the customs office or country, each method must be indicated in the authorisation.

5. Notice of the obligation on the shipping company to inform the customs offices of departure and destination about any discrepancies noticed, in particular on: (i) the type and quantity of the goods placed under the transit procedure; and (ii) any changes that may affect the authorisation.
6. The means of communication between the customs office(s) of departure and destination on the one hand and the shipping company on the other.

The above information is mandatory in the Union (Annex A-DA, column 9f).

Although the time limit for making the ETD data available to the customs office of departure before the goods can be released for transit is not mandatory, it is helpful to add information on this time limit in the authorisation.

International shipping companies that are established in the Union – or that have a permanent business establishment in the Union – may be authorised to use that procedure provided they meet the necessary conditions⁶³.

VI.3.10.4 Procedural rules for using the ETD

VI.3.10.4.1 Data required for the ETD

Article 320 IA

Annex B-IA

The ETD (e.g. an electronic goods manifest or other document) is a document drawn up by the shipping company when the vessel departs. It confirms the actual goods that are loaded onto the vessel. Thus, for transit purposes the ETD serves as a transit declaration, provided it contains the data set out in Annexes B-DA and B-IA.

To allow the customs authorities to identify the status of the goods, one of the codes in the box below must be indicated at item level in

⁶³ Articles 5(31) and (32) UCC.

the ETD.

Code	Union transit
T1	Goods placed under the external T1 transit procedure
T2F	Goods placed under the internal Union transit procedure moving from the special fiscal territories (SFTs) to another part of the customs territory of the Union, which is not an SFT as referred to in Article 188(1) DA. That code may be used for Union goods moved between an SFT and another part of the customs territory of the Union as referred to in Article 188(2) DA.
C	Union goods not placed under a transit procedure
TD	Goods already moving under a Union transit procedure, or carried under the inward-processing, customs-warehouse or temporary-admission procedures ⁶⁴
X	Union goods for which the export procedure was ended and exit confirmed and which are not placed under a transit procedure

The ETD is treated as a transit declaration only where at least one of the codes T1 or T2F is indicated. If none of those codes are indicated in the ETD, irrespective of the other codes mentioned above, that ETD cannot be used as a transit declaration.

Examples of use of the codes:

Example 1

Union goods are moved by RSS between France and Germany.

France – Germany → the code ‘C’ must be entered on the ETD.

⁶⁴ In these cases, the shipping company must also enter: (i) the code ‘TD’ in the corresponding bill of lading or other appropriate commercial document; (ii) a reference number of the transit declaration or the transfer document; and (iii) the name of the issuing office.

Example 2

Union goods are exported from Ireland to a third country (China). In Ireland, goods are placed under the export procedure which is completed and exit confirmed. The goods are moved by RSS to the Netherlands where they are taken out of the Union.

Ireland – the Netherlands – China → the code ‘X’ must be entered on the ETD between Ireland and the Netherlands.

Example 3

Non-Union goods arrive from a third country (Canada) to Portugal, and move by RSS to Spain.

Canada – Portugal – Spain → the code ‘T1’ must be entered on the ETD between Portugal and Spain.

Example 4:

Union goods dispatched by RSS from Spain to a special fiscal territory (SFT) (Canary Islands).

Options:

1. Spain – Canary Islands → the code ‘T2F’ must be entered on the ETD as a transit declaration⁶⁵.
2. Spain – Canary Islands → the code ‘C’ must be entered on the ETD.

Example 5:

Union goods are moved by RSS between two SFTs in the same Member State (France: Guadeloupe and Mayotte).

Options:

1. Guadeloupe – Mayotte → the code ‘T2F’ must be entered on the ETD as a transit declaration⁶⁶
2. Guadeloupe – Mayotte → the code ‘C’ must be entered on the ETD⁶⁷.

Example 6:

Union excise goods⁶⁸ are exported from Croatia to a third country

⁶⁵ In accordance with Article 188(2) DA.

⁶⁶ In accordance with Article 188(1) DA.

⁶⁷ In accordance with Article 188(2) DA.

(Japan). In Croatia, the goods are placed under the export procedure which is completed and exit confirmed. The goods are moved by RSS to Greece where they are taken out of the Union.

Croatia – Greece – Japan → the code ‘X’ must be entered on the ETD between Croatia and Greece.

Example 7:

Union excise goods⁶⁹ are exported from Italy to a third country (India). In Trieste (Italy), goods are placed under export procedure which is completed and exit confirmed. The goods are moved by RSS to Genoa (Italy), where they are taken out of the Union.

Trieste – Genoa – India → the code ‘X’ must be entered on the ETD between Trieste and Genoa.

Example 8:

Union excise goods⁷⁰ are moved from Romania to Bulgaria by RSS. The goods remain under the excise-suspension arrangement in EMCS.

Romania – Bulgaria → the code ‘C’ must be entered on the ETD.

Example 9:

Union goods are exported to a third country (Belarus). In Denmark, the goods are placed under the export procedure which is completed and exit confirmed, and the TIR procedure starts. The goods are moved by RSS to Poland. In Poland, the goods continue their way to a third country by road under a TIR procedure.

Denmark – Poland – Belarus → the code ‘TD’ must be entered on the ETD between Denmark and Poland. The TIR procedure follows with a destination in Belarus.

⁶⁸ In the meaning of Article 1(1) of the Council Directive 2008/118/EC of 16 December 2008 concerning the general arrangements for excise duty and repealing Directive 92/12/EEC (OJ L 9/12, 14.1.2009).

⁶⁹ In the meaning of Article 1(1) of the Council Directive 2008/118/EC of 16 December 2008 concerning the general arrangements for excise duty and repealing Directive 92/12/EEC (OJ L 9/12, 14.1.2009).

⁷⁰ In the meaning of Article 1(1) of the Council Directive 2008/118/EC of 16 December 2008 concerning the general arrangements for excise duty and repealing Directive 92/12/EEC (OJ L 9/12, 14.1.2009).

Example 10:

Union goods are exported to a third country (Russia). In the Netherlands, the goods are placed under the export procedure and moved by RSS to Finland where they are taken out of the Union by road.

The Netherlands – Finland – Russia → the code ‘C’ must be entered on the ETD between the Netherlands and Finland, and the goods are moved under export procedure to the Union’s external border.

Example 11:

Union goods are moved from an SFT (Canary Islands) to Spain by RSS and then to Portugal by road.

Options:

1. SFT (Canary Islands) – Spain – Portugal → the code ‘C’ or ‘T2F’ must be entered on the ETD between the Canary Islands and Spain and the standard transit procedure (T2F-NCTS, including guarantee) must be entered on the ETD between Spain and Portugal.⁷¹
2. SFT (Canary Islands) – Spain – Portugal → : the code ‘T2F’ must be entered on the ETD as a transit declaration between the Canary Islands and Spain and the standard transit procedure (T2F-NCTS, including guarantee) must be entered on the ETD between Spain and Portugal.⁷²

Example 12:

Union goods are moved from an SFT (Canary Islands) to Spain by RSS and then to Italy by RSS.

Options:

1. SFT (Canary Islands) – Spain – Italy → the code ‘C’ must be entered on the ETD between the Canary Islands and Spain, and the code ‘T2F’ must be entered on the ETD as a transit declaration between Spain and Italy⁷³.
2. SFT (Canary Islands) – Spain – Italy → the code ‘T2F’ must be entered on the ETD as a transit declaration between the Canary Islands and Spain and the code ‘T2F’ must be entered on the

⁷¹ In accordance with Article 188(2) DA.

⁷² In accordance with Article 188(1) DA.

⁷³ In accordance with Article 188(2) DA.

ETD as a transit declaration between Spain and Italy⁷⁴.

Example 13

Union goods are moved from an SFT (Canary Islands) to Spain by RSS.

Options:

- 1) SFT (Canary Islands) – Spain → the code ‘C’ must be entered on the ETD.
- 2) SFT (Canary Islands) – Spain → the code ‘T2F’ must be entered on the ETD as a transit declaration⁷⁵.

To facilitate the maximum free and unhindered movement of Union goods, the code ‘C’ on the ETD will entitle the goods to free onward movement to their destination in the Union, provided that: (i) evidence of their status is held in the operators’ business records in the port of departure; and (ii) there is no reasonable suspicion or doubt as to the status of the goods on arrival to the port of destination. However, customs authorities at the destination have the opportunity to verify the declared customs status of Union goods by applying suitable a posteriori checks based on assessed risk with references back to the customs authorities in the port of departure, if necessary.

Unless national rules provide for a longer period, the shipping company must keep a record of the status of all goods in its commercial records for 3 years plus the period since the beginning of the current year. Those records can be kept in electronic form.

VI.3.10.4.2 Procedure at the customs office of departure

*Articles 6(1), 46(1)
and 172-174 UCC*

Article 320 IA

According to Article 6(1) UCC all exchanges of information, such as declarations between customs authorities and between economic operators and customs authorities, must be made using electronic data processing techniques. This rule also applies to using the ETD as a transit declaration.

The goods must be released for transit when the data of the ETD have been made available to the customs office of departure before the

⁷⁴ In accordance with Article 188(1) DA.

⁷⁵ In accordance with Article 188(2) DA.

vessel departs. The legal requirements mean that the data may only be made available to customs in one of the following two ways.

1. The data may be sent to a customs IT system. This is the recommended way. It is not mandatory to have an IT customs system in place, but it would be beneficial for countries to consider building such a system in the future if they do not already have one.
2. Customs may be given access to the shipping company's system or the port operator's system from customs' premises.

As an interim solution, customs officers may have access to the data from the operator's computer at the operator's office. However, that method may only be used until one of the two above options have been implemented. When using this interim solution, the customs authorities may not have uninterrupted and constant access to the data without additional burden and extra work. Nevertheless, it is for the customs authorities to decide how long this interim solution may be implemented. In making this decision, they must in particular take into account the manner of cooperation with the airline company, the size of the port and the volume of freight.

Making the data available via emails with attached Excel spreadsheets or PDF files does not comply with the legal requirements.

The simplification for the ETD relies entirely on how the transit declaration in the form of an ETD is provided. In all other aspects, the ETD should be treated as any other customs declaration. The detailed legal framework on the customs declarations indicated in the UCC and the related acts should be complied with, as the legislation has not laid down any special rules for a simplified ETD transit procedure.

The ETD used as a transit declaration must be made available to the customs office of departure to allow the customs authorities to perform risk assessment or to perform checks on goods, where necessary, before the goods can be released for transit.

Each piece of transit declaration data should undergo a risk analysis using electronic data processing techniques to:

- (i) identify and evaluate the potential risks; and

- (ii) take the appropriate counter-measures.

Therefore, it is very helpful if the customs IT system can:

- (i) facilitate the electronic transmission of the ETD data from the operator's system; and
- (ii) subsequently conduct an automated risk analysis on the ETD data.

However, because the deployment of the customs system is not mandatory, an automated risk analysis may not be possible. Therefore, it may be possible to compensate for the lack of automation by at least:

- (i) conducting a robust pre-audit;
- (ii) closely monitoring the authorisation; and
- (iii) regularly supervising the transit operations. These steps do not rule out the manual verification of the goods performed at random – or in case of need – before their release for transit.

These types of controls cannot be replaced by a posteriori controls (after departure of the goods), which may be conducted only in specific cases or at random.

The definition of a consignee is a person to whom the goods are actually consigned. For the purpose of the ETD, this is the recipient at the port of destination.

A declaration will be accepted by the customs authorities if the goods to which it refers have been presented. This does not mean that customs must always check if the goods are physically in the port, but customs must at least be aware that the goods are stored in a place agreed upon with the operator.

A declarant must, if he/she so requests through an application, be permitted to amend one or more pieces of data in the declaration.

Each declaration must bear its own unique number assigned by the shipping company (LRN number⁷⁶). This can be the voyage number and the date, and any additional figures to make the number unique

⁷⁶ The LRN number in the ETD is not the same as the LRN number allocated to the standard transit declaration (NCTS).

for the operator concerned.

According to Article 299 IA, seals must be affixed at departure either on the space containing the goods (where the means of transport or container has been recognised by the customs office of departure as suitable for sealing), or on each individual package. However, the customs office of departure may decide not to seal the goods if their description is sufficiently precise to permit their easy identification.

On the ETD, there is no specific action confirming that the ETD was accepted by the customs authorities or that the goods were released for transit. Therefore, the time the vessel departs with the goods may be considered as:

- (i) the time of acceptance of the ETD as a transit declaration; and
- (ii) the time of release of the goods for transit. If a declaration is rejected, the customs office of departure must immediately inform the shipping company, stating the reasons for that rejection (e.g. insufficient data, errors).

If a transport of non-Union goods starts without a submission and acceptance of a transit declaration, customs debt is incurred through non-compliance, according to Article 79(1) UCC.

It is important that the customs office of departure has at its disposal the historical data (i.e. the data of previous declarations accepted or rejected) to perform a posteriori checks or to clarify issues raised by the customs office of destination.

VI.3.10.4.3 Procedure at the customs office of destination

Articles 6(1) and 46(1) UCC

Article 199(b) DA

Article 320 IA

The ETD data as the transit declaration must be the same at the customs office of departure and the customs office of destination. The customs office of destination does not check the compatibility of the data each time. Instead, it assumes that the data are the same unless it receives notification from the shipping company about the discrepancies or finds irregularities during verification.

The data of the ETD must be made available to the customs office of destination. On the legal requirements, the data may only be made available to customs in one of the following two ways.

1. The data may be sent to a customs IT system. This is the

recommended way. It is not mandatory to have an IT customs system in place, but it would be beneficial for countries to consider building such a system in the future if they do not already have one.

2. Customs may be given access to the airline company's system from customs' premises.

As an interim solution, customs officers may have access to the data from the operator's computer at the operator's office. However, that method may only be used until one of the two above options have been implemented. When using this interim solution, the customs authorities may not have uninterrupted and constant access to the data without additional burden and extra work. Nevertheless, it is for the customs authorities to decide how long this interim solution may be implemented. In making this decision, they must in particular take into account the manner of cooperation with the airline company, the size of the port and the volume of freight.

Making the data available via email with attached Excel spreadsheets or PDF files does not comply with the legal requirements.

The data of the transit declaration must be provided to the customs office of destination at the latest at the time of the arrival of the goods at the port. However, it would be advantageous for the customs office of destination to already have that data when the goods are released for transit at the port of departure. This would allow that customs office to perform any potential risk assessment in advance.

The transit declaration is identified by the LRN number.

The legislation does not include any time limits for ending and for discharging the transit procedure. The legislation also does not specify what actions are needed for ending and for discharging the transit procedure.

Therefore, it may be assumed that the transit procedure is ended when the shipping company notifies the customs office of destination that all goods covered by the ETD as a transit declaration are placed in:

- (i) temporary storage; or
- (ii) any other place where the goods may be stored under customs supervision.

The LRN of the ETD used as a transit declaration must be indicated

in a temporary-storage declaration or any other relevant declaration.

The transit procedure is deemed to be discharged immediately after it ends, unless the customs authorities at destination have received information – or have established – that the procedure has not ended correctly (e.g. via a notification from the shipping company, by checking the goods, or by receiving information from the customs office of departure). In those cases, an investigation will be launched to clarify the issue.

The shipping company is responsible for identifying and notifying the customs authorities of all offences, discrepancies or irregularities discovered at the port of destination, in particular:

- (i) as a result of checks carried out by that company; or
- (ii) on the basis of the outturn report (surplus or deficit), referring in particular to the ETD for the goods in question.

Each piece of transit declaration data at destination should undergo risk analysis using electronic data processing techniques to:

- (i) identify and evaluate the potential risks; and
- (ii) take appropriate counter-measures.

Therefore, it is very helpful if the customs IT system can:

- (i) facilitate the electronic transmission of the ETD data from the operator's system; and
- (ii) subsequently conduct an automated risk analysis on the ETD data.

However, because the deployment of the customs system is not mandatory, an automated risk analysis may not always be possible. Therefore, it may be possible to compensate for the lack of automation by at least:

- (i) conducting a robust pre-audit;
- (ii) closely monitoring the authorisation; and
- (iii) regularly supervising the transit operations.

These steps do not rule out the manual verification of the goods performed at random – or in case of need – either after their arrival or

when placing them under temporary storage.

These types of control cannot be replaced by a posteriori controls (after the goods were released from transit) which may be conducted only in specific cases or at random.

Consultation with the customs office of departure should take place when there is a reasonable suspicion as to the type or quantity of the goods. Verification of the ETD data must be carried out by using document TC21A (Annex VII.8.6) and sent by email to the authorities specified in Annex VI.8.9.

When filling out document TC21A, it is recommended to use one of the languages generally understandable, if possible.

The customs authorities at the port of destination must, at the earliest opportunity, notify both the customs authorities at the port of departure and the authority which issued the authorisation of any offence or irregularity. In so doing, the customs authorities at the airport of destination must refer in particular to the ETD for the goods in question.

The customs office of departure and the customs office of destination must cooperate with each other and exchange relevant information and documents on transit operations where appropriate.

It is important that the customs office of destination has at its disposal the historical data (i.e. the data of previous operations ended and discharged) to perform a posteriori checks or to clarify issues raised by the customs office of departure.

VI.4 Specific situations (pro memoria)

VI.5 Exceptions (pro memoria)

VI.6 Specific national instructions (reserved)

VI.7 Restricted part for customs use only

VI.8 Annexes

VI.8.1 Specimen of a special stamp used by an authorised consignor

1	2
3	4
5	6

1. Coat of arms or any other signs or letters characterising the country
2. (Reference number of the customs office of departure
3. Declaration number
4. Date
5. Authorised consignor
6 Authorisation number

VI.8.2 Derogations - special stamp (IT)

Authorised consignors must use the special stamp approved by the customs authorities in accordance with: (i) Point 22.1 of Annex II of Appendix I to the Convention; and (ii) Point 22.1 of Annex 72-04 IA. The specimen of this stamp appears in Annex B9 Appendix III to the Convention and Chapter II of Annex 72-04 IA).

Italian authorised consignors may use the special stamps, specimens of which are illustrated below:

1	2
3	4
5	6

DOGANA DI PERUGIA	
SPAGNOLI (2)	
AUT. MIN. N° 243	

[Example]

VI.8.3 List of airports and controlling customs offices

Annex deleted as not longer relevant.

VI.8.4 Specimen of an authorisation to use the common/Union transit procedure based on an electronic manifest for goods carried by air

Annex deleted as no longer relevant.

VI.8.5 Air groupage flowchart

Annex deleted as no longer relevant.

VI.8.6 Specimen of an authorisation to use the paper-based Union transit procedures for goods carried by sea

The following provisions concern the approval of shipping companies to use the simplified Union transit procedure by sea.

Using the paper-based Union transit procedures for goods carried by sea

Specimen of the authorisation under the provision of Article 26 TDA

Subject of the authorisation

1. The shipping company
.....
.....

is hereby authorised, subject to revocation at any time, to apply the paper-based Union transit procedures for goods carried by sea in accordance with Article 26 TDA , hereinafter referred to as ‘the simplified (paper) sea transit procedure’.

Scope

2. The simplified (paper) sea transit procedure will cover the carriage of all goods which the shipping company transports by sea between ports in the Member States of the Union set out in the annex attached.

Documentation required for consignments

3. Where the Union transit procedure is compulsory, the manifest (specimen attached) is treated as equivalent to a transit declaration for the Union transit procedure, provided it contains the details listed in Article 50 TDA.

Procedure at the port of loading (the customs office of departure)

4. The manifests must be presented in duplicate and must be noted with the appropriate code (T1, T2F) in bold letters on the first page. They must then be dated and signed by the shipping company identifying them as a transit declarations for the Union transit procedure. Those manifests will then be treated as equivalent to a transit declaration for the Union transit procedure.

Where the transport operation relates at the same time to goods which must move under the external Union transit procedure (T1) and to goods which must move under the internal Union transit procedure (T2F), those goods must be listed on separate manifests.

When groupage consignments are carried they must be indicated by the term ‘groupage’ and included on the Union transit manifest appropriate to the highest status recorded on the groupage manifest (e.g. if the groupage comprises both Union goods and goods with T1, T2F, or TD statuses, it must be declared on the T1 manifest).

Unless the shipping company is an authorised consignor within the meaning of Article 233(4)(a) UCC, the manifest must be presented to the competent authorities for authentication prior to departure of the vessel.

In accordance with Article 297 IA the time limit for presentation of the goods at the customs office of destination will be [...].

The shipping company transporting the consignments shown on the manifest must be the holder of the procedure for these transport operations.

Procedure at the port of unloading (the customs office of destination)

5. The manifests and the goods to which they relate must be presented to the competent authorities at the port of destination for customs control purposes. Additionally, the competent authorities may require that they inspect all bills of lading covering any goods discharged by that vessel at the port.

Once a month, after authenticating the list in question, the customs authorities at each port of destination must send to the customs authorities at each port of departure a list drawn up by the shipping companies or their representatives. This list must contain the manifests which were presented to them during the previous month.

The list must also include: (i) the reference number of the manifest; (ii) the symbol identifying the manifest as a transit declaration; (iii) the name of the shipping company which carried the goods; (iv) the name of the vessel; and (v) the date of the maritime transport operation.

That list must be produced in duplicate and in accordance with the following format:

LIST OF TRANSIT PROCEDURES FOR MONTH			
Port of departure:		Port of destination:	
.....		
Reference number of manifest used as transit declaration	Date of manifest used as transit document	Name of the vessel	For customs Purposes

The last page of the list must read:

‘The (shipping company) herewith certifies that this list contains all manifests for goods transported by sea from (port of departure) to (port of destination).’

Both copies of each list must be signed by the representative of the shipping company and sent to the customs office of destination not later than the fifteenth day of the month following the month of the transit procedures.

Irregularities/discrepancies

6. The customs at the port of destination must notify competent authorities at the port of departure, as well as the authority which granted the authorisation, of any irregularities or discrepancies, referring in particular to the bills of lading of the goods concerned.

Responsibilities of the shipping company

7. The shipping company must:
 - keep suitable records enabling the customs authorities to verify operations at departure and destination;
 - make all relevant records available to the customs authorities; and
 - undertake to assist in resolving all discrepancies and irregularities.

Final provisions

8. This authorisation will be without prejudice to formalities vis-à-vis departure and arrival incumbent on the shipping company in the countries of departure and destination.

The authorisation will enter into force on.....

For the competent authority

Date

Signature

ANNEX

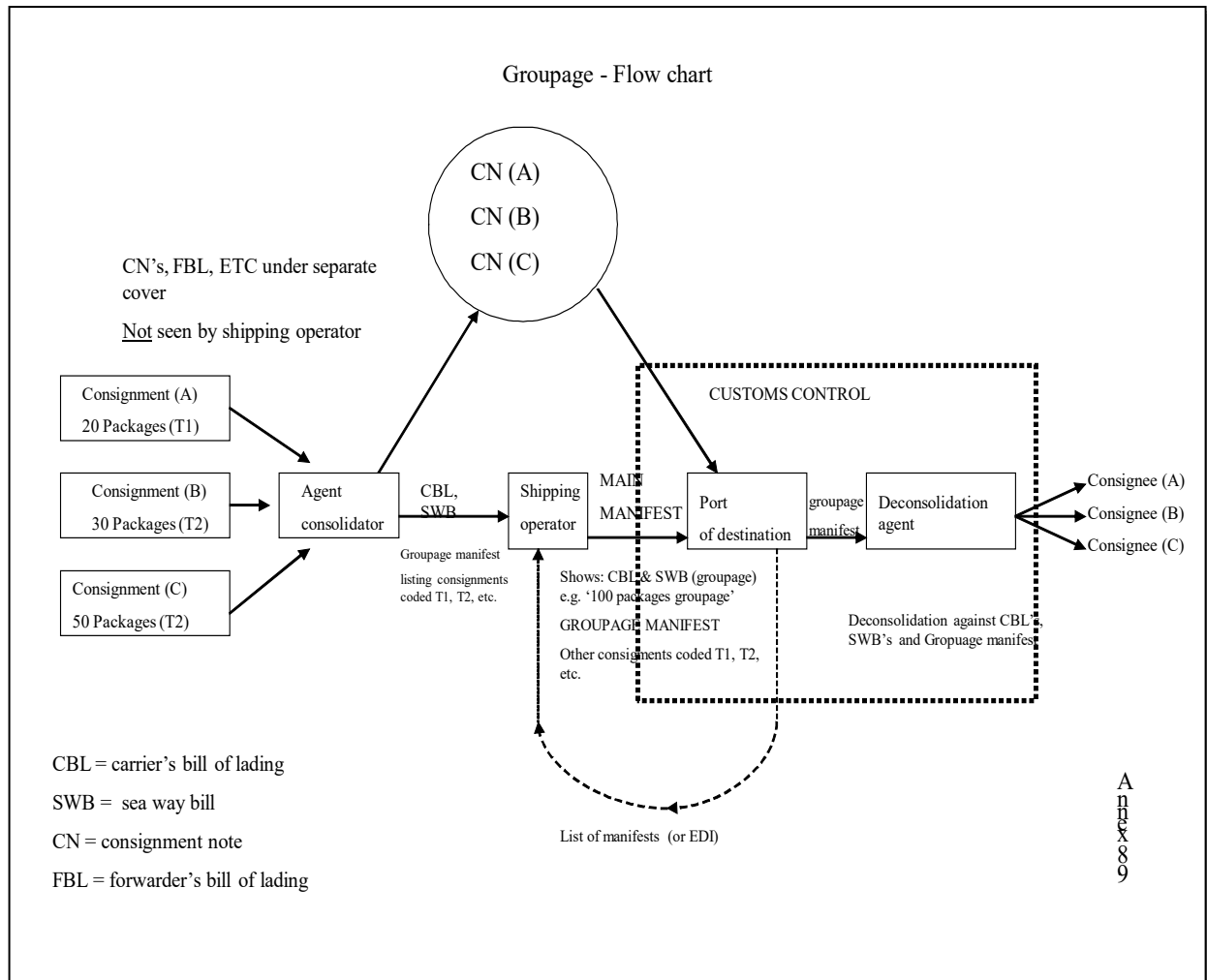
PORTS OF DEPARTURE

ADDRESS OF COMPETENT
CUSTOMS OFFICE

PORTS OF DESTINATION

ADDRESS OF COMPETENT
CUSTOMS OFFICE

VI.8.7 Sea groupage flowchart



VI.8.8 Communication simplified procedures

COMMON TRANSIT – UNION TRANSIT

TAXUD/0925/2000 - EN

<p align="center">- COMMUNICATION FORM -</p> <p align="center">Article 6 Convention on a common transit procedure</p>	<p align="center">SIMPLIFIED PROCEDURESS</p>
<p>TO</p> <p><u>EUROPEAN COMMISSION</u></p> <p>Directorate-General</p> <p>Taxation and Customs Union</p> <p>Unit 'Customs Legislation'</p> <p>R-1049 BRUSSELS – BELGIUM</p>	<p><u>Legal basis:</u></p> <p>Convention on a common transit procedure <input type="checkbox"/></p> <p>Article 6 (bi/multilateral) <input type="checkbox"/></p>
<p>FROM</p> <p><u>Country authorising the simplified procedure:</u></p>	<p><u>Extent of the procedure:</u></p> <p>Individual simplification <input type="checkbox"/></p> <p><u>Name of the holder/Reference of the authorisation:</u></p> <p><i>Enclosure:</i> copy of the authorisation</p> <p>General simplification</p>
<p><u>Other countries concerned:</u></p> <p><i>(if bi/multilateral agreement)</i></p>	<p><u>Name of the procedure/Reference of the legal text:</u> <input type="checkbox"/></p> <p><i>Enclosure:</i> copy of the text (*)</p>
<p><u>Brief description of the simplifications:</u></p>	

<u>Contact person:</u> <u>Reference of the communication transmission</u> (CC/YYYY/NNN) N° ../..../.	<u>Date and signature:</u> <u>Stamp:</u>
---	---

(*) If the transmission of each individual authorisation is not requested

VI.8.9 The list of authorities responsible for the consultation procedure if the ETD is used as a transit declaration for goods moved by air

For the latest version of this list, please click the following link:

EUROPA:

https://ec.europa.eu/taxation_customs/business/customs-procedures/what-is-customs-transit/common-union-transit_en

VI.8.10 Model consultation letter for the ETD

TC26 UNION/COMMON TRANSIT CONSULTATION FORM	
1. Requesting Authority Name: Address: Phone: email: or Customs Office code (COL) □□□□□□	2. Requested Authority Name: Address: Phone: email: or Customs Office code (COL) □□□□□□
3. Applicant/Holder of the Authorisation* Name: Address: Phone: email: AEO No (if exists)	
4. Number of Application/Authorisation*	
5. For the requesting Authority Place: Date: Signature: Stamp:	6. For the Requested Authority Place: Date: Signature: Stamp:
I. CONSULTATION DURING AUTHORISATION PROCESS**	
List of ports and Customs Office codes (COL) (To be completed by the Requesting Authority)	
1. As a port of departure (a)..... COL □□□□□□ (b)..... COL □□□□□□ (c)..... COL □□□□□□ (d)..... COL □□□□□□	2. As a port of destination (a)..... COL □□□□□□ (b)..... COL □□□□□□ (c)..... COL □□□□□□ (d)..... COL □□□□□□
3. If a condition or conditions are not met, please provide reasons and the relevant port(s) (to be completed by Requested Authority) <input type="checkbox"/> The holder of the authorisation cannot ensure that the ETD data is available to the customs authorities Port(s):	

- ☐ The holder of the authorisation does not operate a significant number of flights between Union/common transit countries' ports
Port(s):
- ☐ The holder of the authorisation committed serious or repeated infringement of customs legislation and taxation rules, including records of serious criminal offences relating to his economic activity
Port(s):
- ☐ The holder of the authorisation does not demonstrate a high level of control of his operations and of the flow of goods, by means of a system of managing commercial and, where appropriate, transport records, which allows appropriate customs controls
Port(s):
- ☐ The holder of the authorisation does not demonstrate practical standards of competence or professional qualifications directly related to the activity carried out
Port(s):

Remarks.....
.....

II. CONSULTATION DURING MONITORING AND RE-ASSESSMENT OF THE AUTHORISATION***

1. Please check the following (to be completed by the Requested Authority)

(a) Does the operator ensure that the ETD data are still available to the customs authorities?

- ☐ YES
- ☐ NO

Comments.....
.....

(b) Does the operator operate a significant number of flights/voyages between Union/common transit countries' ports?

- ☐ YES
- ☐ NO

Comments.....
.....

(c) Did the operator commit serious or repeated infringement of customs legislation and taxation rules, including records of serious criminal offences relating to his economic activity?

- ☐ YES
- ☐ NO

Comments.....
.....

(d) Does the operator demonstrate a high level of control of his operations and of the flow of goods, by means of a system of managing commercial and, where appropriate, transport records, which allows appropriate customs controls?

- ☐ YES
- ☐ NO

Comments:.....
.....

(e) Does the operator demonstrate practical standards of competence or professional qualifications directly related to the activity carried out?

- ☐ YES
- ☐ NO

Comments.....
.....

Other remarks.....
.....

* delete as appropriate

**a copy of the application lodged by the operator to use ETD as a transit declaration must be annexed to this form

***a copy of the granted authorisation to use ETD as a transit declaration must be annexed to this form

VI.8.11 The list of authorities responsible for the consultation procedure if the ETD is used as a transit declaration for goods moved by sea

For the latest version of this list, please click on the following link:

EUROPA:

https://ec.europa.eu/taxation_customs/business/customs-procedures/what-is-customs-transit/common-union-transit_en

VI.8.12 Correspondence table CIM – CIM/SMGS

The forms are available on: <https://cit-rail.org/en/freight-traffic/forms/>

Box	CIM	CIM/SMGS
Documents attached – annexes	9	9
Description of the goods	21	20
NHM code	24	23
CIM consignment note	30	37
Other carriers	57	65
Contractual carrier	58a	66a
Simplified transit procedure for rail and code for the principal*	58b	66b
Consignment number	62	69
Customs endorsements	99	26

* holder of the procedure

VI.8.13 Declarations by railway undertakings

Extract of working document TAXUD/A2/TRA/02/2019

Declaration

by railway undertakings for the carriage of goods under the paper-based transit procedure for rail using the CIM consignment note, the CIM consignment note for combined transport and the CIM/SMGS consignment note

The undersigned railway undertaking does the following.

- It declares that when it acts as ‘holder of the procedure’ within the meaning of Article 31 of Commission Delegated Regulation (EU) No 2016/341 (Transitional Delegated provisions to the Union Customs Code) and Article 93 of Appendix 1 to the Convention on a Common Transit Procedure, it will provide a guarantee covering the entire itinerary on the customs territory of the Union and the common transit countries. As ‘holder of the procedure’, it must use a CIM consignment note, a CIM consignment note for combined transport, or a CIM/SMGS consignment note when participating as the contractual carrier or accepting to become the holder of the procedure.
- It agrees that irregularities discovered during the application of the simplified procedure by rail must be resolved between the competent customs authority and the responsible railway undertaking i.e. the customs authority and railway undertaking in the state where the irregularity is deemed to have occurred. The responsible railway undertaking agrees to be liable and to be the first to be asked for the payment of any customs debt. The joint and several liability of the railway undertakings taking part in the transport and the liability of the holder of the procedure for any customs debt are unaffected by this declaration.
- It undertakes to inform its customs administration of its respective country of the carriage of goods by rail, that it intends to carry out either alone or within the framework of an international grouping, via an external border of the territory where the Convention on a Common Transit Procedure of 20 May 1987 applies or via a border between its Contracting Parties.

Such information will be provided as far as possible 1 month before the start of any new transport route. It will include: (i) the date on which the new transport will begin; (ii) the countries involved in the service; (iii) details of the starting, border crossing and destination stations; and, if possible (iv) the timetable. The information is not needed for transports that are covered by a standard internal or external transit procedure in accordance with Articles 226(3)(a) or 227(2)(a) of Regulation (EU) No 952/2013 (Union Customs Code) and Article 2(2) and 2(3) of the Convention on a Common Transit Procedure when using the electronic system set up pursuant to Article 16(1) of the Regulation (EU) No 952/2013 and Article 4 of Appendix 1 to the Convention on a Common Transit Procedure, i.e. NCTS.

Company:

Place and date :

Address:

Signature

State:

PART VII - DISCHARGE OF THE TRANSIT PROCEDURE AND THE ENQUIRY PROCEDURE

Part VII describes the discharge of the transit procedure and the enquiry procedure.

Paragraph VII.1 sets out the general theory and legislation on the discharge of the transit procedure and the enquiry procedure.

Paragraph VII.2 deals with the discharge of the transit procedure and the status request.

Paragraph VII.3 deals with the enquiry procedure.

Paragraph VII.4 deals with the business continuity procedure.

Paragraph VII.5 deals with post-clearance verification procedures.

Paragraph VII.6 is reserved for specific national instructions.

Paragraph VII.7 is reserved for the use of customs administration.

Paragraph VII.8 contains the Annexes.

The following terms are used:

- **‘transit procedure’**: a customs procedure under which goods are transported under customs supervision from one point to another in line with EU legislation and the Convention on a common transit procedure.
- **‘transit operation’**: a movement of goods transported under the transit procedure from the customs office of departure to the customs office of destination.
- **‘business continuity procedure’**: situations where either the new computerised transit system (NCTS), the computerised system used by the holders of the procedure, or the electronic connection between the computerised system used by the holders of the procedure and the NCTS are temporary unavailable at the moment of starting the transit operation.
- **‘simplified procedures’**: simplified transit procedures specific to certain modes of transport.

VII.1 Introduction, legislation, and general theory

VII.1.1 Introduction

This paragraph describes the legal background and gives a general overview of legislation.

VII.1.2 Legislation and general theory

VII.1.2.1 Legal sources

The legal sources for checking the end of the procedure and the enquiry procedure are:

- Articles 48 and 49 Appendix I to the Convention;
- Article 215(2) UCC;
- Articles 310 IA.

VII.1.2.2 General theory

The legal basis of the competency for the enquiry procedure is based on the principle that the competent authority of the country of departure is responsible and plays the key role in initiating and monitoring the enquiry procedure.

VII.1.2.2.1 Ending and discharge of the transit operation

Article 48

*Appendix I to the
Convention;*

The legal sources make a distinction between the end and the discharge of the Union and common transit procedure. The ending of the transit procedure means that the goods together with the documents have been presented to the customs office of destination or to an authorised consignee.

*Article 215(2)
UCC*

The discharge of the transit procedure means that the transit operation has been ended correctly on the basis of a comparison of the data available at the customs office of destination and that available at the customs office of departure.

This distinction and these legal definitions are valid regardless of the transit operation (standard or simplified) or the system used (standard transit procedure or business continuity procedure).

The discharge of the procedure is dependent on evidence that it has ended correctly.

The absence of such evidence (the form, nature and methods of assessment may vary according to the procedure) requires the competent authorities to take the necessary steps to either confirm, if possible by alternative means, the correct ending of the procedure or, failing this, to determine in accordance with the provisions concerning debt and recovery:

- whether or not a (customs) debt has been incurred;
- the individual(s) responsible for the (customs) debt, if appropriate;
- the actual or presumed place where the (customs) debt has been incurred and, consequently;
- the competent authority to recover the (customs) debt, if appropriate;

and also to impose penalties, where appropriate.

VII.1.2.2.2 Enquiry procedure for checking the end of the procedure

Article 49(2)

*Appendix I to the
Convention;*

In the case of the standard transit procedure, before starting an enquiry procedure, a status request should be issued (see Section VII.2.5.).

Article 310(2) IA

If it is then necessary to initiate the enquiry procedure, the competent authority at the country of departure will decide to start the enquiry procedure by sending either:

- the message ‘Request on non-arrived movement’ (IE140) to the

- holder of the enquiry procedure, or
- the message 'Enquiry Request' (IE142) to the declared customs office of destination.

The competent authority of the country of departure may start the enquiry procedure directly with the declared customs office of destination where there is sufficient information in Box 8 of a transit declaration to identify and specify the recipient/consignee.

The declaration data available should provide the competent authority at the declared customs office of destination with the necessary details to contact the responsible person at the destination (recipient/consignee).

Member States and other Contracting Parties must inform their holders of the procedure of the benefits of correctly completing Box 8 of a transit declaration with valid and complete consignee information and specific address details. In this way the holder of the procedure can avoid receiving an unnecessary message (IE140).

The holder of the procedure will only be contacted if no proof of the end of the procedure has been provided to the customs office of departure after the messages 'Status Request' (IE904) and 'Status Response' (IE905) (for further details see Paragraph VII.2.5.), and the message 'Enquiry Request' (IE142) have been sent to the declared customs office of destination (for further details see Paragraph VII.3.4.4.).

Note: Depending on the interpretation of 'sufficient information', the decision on how/where to start the enquiry procedure will be at the discretion of the competent authority of the country of departure.

TRADE

To avoid unnecessary information requests from the competent customs authorities, Box 8 of the transit declaration must be completed correctly with valid and complete consignee information and specific address details.

VII.1.2.2.3 Information exchange

To exchange additional information or to ask questions about a specific operation, the messages 'Enquiry & Recovery Information' (IE144) and 'Enquiry & Recovery Information Request' (IE145) can be sent during the entire enquiry and recovery procedure process.

This information exchange can be initiated by either the

customs office of departure or the customs office of destination; no reply is needed (not coupled messages) in order to continue the procedure.

The message IE144 is used by the customs office of departure; the message IE145 is used by the customs office of destination.

If it is necessary to include additional paper documents, these can be sent by other means (fax, e-mail, post, etc.) directly to the contact person indicated in the messages, with a clear reference to the master reference number (MRN) of the transit operation they belong to. Such paper documentation must be sent using the TC20A form 'Sending of information / Documents related to NCTS movements'. See Annex VII. 8.4. for an example of the TC20A form.

VII.2 Discharge of the transit procedure and status request

VII.2.1 Introduction

This paragraph provides information on the discharge of the transit procedure and the status request.

Paragraph VII.2.2 deals with the discharge conditions.

Paragraph VII.2.3 deals with the effects of discharge.

Paragraph VII.2.4 deals with the form of discharge.

VII.2.2 Discharge conditions

Article 48(2)
Appendix I to the
Convention

The transit procedure is discharged provided it has ended correctly as outlined in Part IV, Chapter 4.

Article 215(2)
UCC

The authority competent to discharge the procedure is the country of departure.

Discharge can take various forms depending on the type of procedure used⁷⁷.

In general, discharge involves comparing the data on the transit procedure, as established at departure and as recorded and certified

⁷⁷ The comparison may be based on electronic messages (‘Anticipated Arrival Record’ v/ ‘Control Results’ in NCTS) or on matching of documents (air or shipping manifests v/ monthly list of the customs office of destination for air and sea paper-based transit) .

at destination.

VII.2.3 Effects of discharge

The fact that the transit procedure has been discharged, either implicitly or formally, does not affect the rights and obligations of the competent authority to pursue the holder of the procedure and/or the guarantor if it appears at a later date (subject to the regulatory time periods for recovery or the imposition of penalties) that the procedure had not actually ended and should therefore not have been discharged, or if irregularities relating to particular transit operations are detected at a later stage.

VII.2.4 Form of discharge

Each Member State/Contracting Party informs the holder of the procedure about the discharge with the 'Write-off Notification' (IE045) message. Note that this message is informative in nature and does not have a legal value.

The guarantor can regard the operation as discharged if there is no contrary notification.

The competent authority must contact the holder of the procedure, the guarantor and other competent authorities if there is no proof (or if there is doubt) that the transit procedure has ended and the customs office of departure is therefore unable to discharge the procedure (see Sections VII.1.2.2.1. and VII.3.2.).

To guarantee a uniform application, regardless of the mode of transport used, it is necessary that a similar approach, as far as possible, is followed, with regard to the simplified procedures specific to certain modes of transport.

VII.2.5 Status request and response

Before starting an enquiry procedure, a status request should be made. This could avoid the issuing of unnecessary enquiry requests for transit operations that are actually closed at the customs office of destination, but whose termination messages were lost in the NCTS because of technical problems.

The 'Status Request' (IE904) message should be sent:

- to the customs office of destination after the time limit has expired for presenting the goods to the customs office of destination if the 'Arrival Advice' (IE006) message was not received;
- to the customs office of destination 6 days after having received the 'Arrival Advice' (IE006) message, when the 'Control results' (IE018) message was not received.

The system at the country of destination automatically checks if the status at destination corresponds with the one in the country of departure and replies with the 'Status Response' (IE905) message.

It is the responsibility of the national helpdesks or other relevant services at both the country of destination and departure to communicate the missing information immediately by all possible means (e.g. by resending missing IE006 and IE018 messages) to allow the proper follow-up of the transit operation at the customs office of departure.

Any technical problems should be investigated and resolved as soon as possible.

In the rare and exceptional case that technical problems prevent the missing messages (IE006 and IE018) from being (re)sent, the competent authorities in the country of destination can send other proof to satisfy the competent authorities in the country of departure (e.g. the transit accompanying document (TAD) endorsed by the customs office of destination together with the TC20A form) so that they discharge the procedure.

Without proof of the end of the procedure the customs office of departure must not discharge the procedure (for further details see Section VII.3.3.).

Note: Information sent solely by email from the helpdesk of the country of destination should not be accepted (on its own) as proof of the end of the operation.

VII.3 Enquiry procedure

VII.3.1 Introduction

This paragraph provides information on the enquiry procedure:

Paragraph VII.3.2 deals with the enquiry procedure started with the holder of the procedure 1.

Paragraph VII.3.3 deals with the alternative proof.

Paragraph VII.3.4 deals with the enquiry procedure with the customs office of destination.

*Articles 49 and 51
Appendix I to the
Convention*

The enquiry procedure aims mainly to obtain evidence of proof of the end of the procedure in order to discharge the transit procedure.

*Articles 310 and
312 IA*

In the absence of such proof or when the proof presented is later found to be falsified or invalid, the competent authorities at the country of departure must:

- establish the conditions under which the (customs) debt is incurred;
- identify the debtor(s); and
- determine the competent authorities responsible for recovering the (customs) debt.

The enquiry procedure involves administrative cooperation between the competent authorities and takes into account any information provided by the holder of the procedure.

To function properly, it requires:

- a fully completed 'Enquiry Request' (IE142) message in line with technical rules and conditions;
- a correct handling of the 'Anticipated Transit Record' (IE050) message by the customs office(s) of transit;
- a correct handling of the 'Notification Crossing Frontier' (IE118) message by the customs office(s) of transit;
- a correct handling of the 'Arrival Advice' (IE006) message by the customs office of destination;
- a rapid (in time and without delay) and clear response by the addressed authorities;
- up-to-date lists of competent authorities and offices for the enquiry procedure.

To avoid an enquiry procedure being initiated, if the customs office of departure has not received the IE018 message within 6 days of receiving the IE006 message, it must immediately request the IE018 message from the customs office of destination.

The customs office of destination must then send the missing IE018 message immediately.

If the customs office of departure has still not received the IE006 and IE018 messages or other information that allows the transit procedure to be discharged or the (customs) debt to be recovered, or if it becomes aware that the messages were sent in error, that customs office must request the relevant information from the holder of the procedure or from the customs office of destination.

In the absence of the IE006 or IE018 messages, the customs authority competent for enquiry at departure should start the enquiry procedure within 7 days of the expiry of the time limits for sending those messages (the time limit is at the latest 6 days after presenting the goods at destination). That means that the enquiry procedure should start on 13th day after the declared presentation of the goods at destination.

However, if before that time limit the customs authority competent for enquiry at departure receives information that the transit operation has not been ended correctly, or suspects that to be the case, it should start the enquiry procedure earlier.

VII.3.2 Enquiry starting with the holder of the procedure

This paragraph gives provides information on the circumstances under which the competent authority may request information from the holder of the procedure if there is no proof that the transit operation has ended.

VII.3.2.1 Objectives of the request for information

Article 49(2, (4,)(5) and (6)
Appendix I
Convention;

The request for information is intended to allow the holder of the procedure to provide proof that the procedure has ended.

Article 310(2), (3), (4) (5) and (6) IA

VII.3.2.2 General procedure for the information request to the holder of the procedure

The holder of the procedure must be informed when:

- | | |
|---|---|
| <p><i>Article 49((2), (3), (4) (5) and (6) Appendix I to the Convention</i></p> | <ul style="list-style-type: none"> the time limit for presenting the goods at the customs office of destination has expired (the IE006 message has not been received from the country of destination);
<u>and</u> |
| <p><i>Article 310(2), (3), (4) (5) and (6) IA</i></p> | <ul style="list-style-type: none"> the IE904 and IE905 messages were issued and the status of the movement was the same/equivalent in both customs offices;
<u>and</u> the information in Box 8 of a transit declaration is considered insufficient to initiate the enquiry procedure with the declared customs office of destination;
<u>or</u> at the latest 28 days after sending the ‘Enquiry Request’ (IE142) if there is no answer or a negative answer in the ‘Enquiry Response’ (IE143) message using code 1 or 2 (see Section VII.3.4.4.) from the requested customs office of destination. See also Section VII.3.4.5. |

<p><i>Article 49 (5) Appendix I to the Convention;</i></p> <p><i>Article 310 (5) IA</i></p>	<p>The competent authorities at departure sends the ‘Request on non-arrived Movement’ (IE140) message to the holder of the procedure who replies with the ‘Information About non-arrived Movement’ (IE141) message within 28 days.</p>
---	--

<p><i>Article 49 (6) Appendix I to the Convention;</i></p> <p><i>Article 310 (6) IAC</i></p>	<p>If the information provided by the holder of the procedure is not considered sufficient to discharge the procedure but is considered sufficient to continue the enquiry procedure, the competent authority of the country of departure should send the IE142 message to the customs office of destination or continue the enquiry procedure with the customs office of destination to which the IE142 message was already sent by using the ‘Enquiry & Recovery Information’ (IE144) message to inform the customs office of destination that additional information is available.</p>
--	---

<p><i>Article 114 Appendix I to the Convention;</i></p> <p><i>Article 77(b) DA</i></p>	<p><u>Note:</u> If the holder of the procedure:</p> <ul style="list-style-type: none"> does not provide any information within the 28-day time limit; or the information provided justifies a recovery; or the information provided is considered insufficient for starting
--	--

the enquiry procedure with the customs office of destination, the recovery procedure will be started 1 month after the 28-day time limit expires (see Section VII.3.4.5. if the enquiry procedure was started with the office of destination).

TRADE

Depending on the method used by the competent customs authorities at departure, the holder of the procedure is required to provide information within 28 days using the E141 message.

Note: The information provided may be considered insufficient to discharge the procedure but sufficient to continue the enquiry procedure.

VII.3.2.3 Procedure for the request of information in the case of simplified procedures specific to certain modes of transport

The holder of the procedure will be informed:

*Article 108
Appendix I to the
Convention*

- if, when using the paper-based common/Union transit procedure for goods carried by air and the paper-based Union transit procedure for goods carried by sea:

*Articles 46, 48, 49
and 51 TDA)*

- the monthly list of manifests has not been transmitted to the competent authority of the airport or port of departure at the end of the two-month deadline from the end of the month during which the manifests were presented to the customs office of departure; or
- when the monthly list does not include all appropriate manifests (as the procedure cannot be regarded as having ended for the manifests not listed).
- if, when using an electronic transport document (ETD) as a transit declaration for the common/Union transit procedure for goods carried by air and an electronic transport document (ETD) as a transit declaration for the Union transit procedure for goods carried by sea:
 - an audit of the manifests and/or records held by the airline company or shipping company; or
 - a notification of an infringement or irregularity from the authorities of the airport or port of destination reveals that the ETD is not available or has not been presented at destination.

The model letter provided in Annex VII.8.2. can be used for this purpose.

It is not mandatory to use this model, but the model contains the minimum data required.

If the holder of the procedure communicates with the competent authorities electronically, the letter and the response can be replaced by equivalent electronic messages.

However, when the absence of the end of the procedure has been identified and notified by the holder of the procedure himself/herself (the airline or shipping company, railway or transport company) in accordance with his/her obligations under the simplified procedure specific to the mode of transport concerned, a request for information is not necessary.

When the holder of the procedure communicates with the competent authorities electronically, this notification can be replaced by an equivalent electronic message.

VII.3.3 Alternative proof of the end of the procedure

*Article 51
Appendix I
to the Convention*

If there is no proof of the end of the procedure, the holder of the procedure will be asked to present a proof (e.g. a document that is accepted as alternative proof) within the 28-day time limit.

Article 312 IA

The legislation stipulates four categories of documents that can be accepted by the competent authorities of the country of departure as alternative proof that the transit procedure has ended correctly or has ended at all. Any other document cannot be accepted as alternative proof.

- a) A document certified by the customs authorities of the Member State or a common transit country of destination identifying the goods and establishing that they have been presented at the customs office of destination or to an authorised consignee.
- b) A document or a customs record, certified by the customs authority of the country which establishes that the goods have physically left the customs territory of a Contracting Party.
- c) A document issued in a third country where the goods are placed under a customs procedure.
- d) A document issued in a third country, stamped or otherwise certified by the customs authority of that country, that

establishes that the goods are considered to be in free circulation in that third country.

Such an alternative proof is acceptable only if it is certified by a customs authority and is satisfactory to the competent authorities of the country of departure, i.e. if it actually enables them to verify that it relates to the goods in question and that there is no doubt of the authenticity of the document and its certification.

In any event, the burden of proof is on the holder of the procedure.

VII.3.3.1 Alternative proof that the goods have been presented to a customs office of destination or an authorised consignee

*Article 51
Appendix I to the
Convention*

Article 312 IA

This alternative proof can be any document certified by the customs authorities of the Member State or a common transit country of destination, with mention of the master reference number (MRN), identifying the goods in question and establishing that they have been presented to the customs office of destination or to an authorised consignee.

In particular, the alternative proof may include any of the following documents certified by the customs authorities:

- a copy of the transit accompanying document (TAD) (with MRN); or
- a copy of the customs declaration entering the goods for another customs procedure following their presentation to the customs office of destination or to an authorised consignee; or
- a certified document from the customs office of destination, based on the documents (e.g. TAD) and/or the data available at that office or from the authorised consignee; or
- a copy of a commercial or transport document or an extract of the records of the economic operator involved in the transit operation, which establishes that the goods in question have been presented to that office or to an authorised consignee (e.g. unloading or survey reports, landing certificates, bills of lading, airway bills, proofs of payment, invoices and transport orders).

The competent authority of the country of departure may only consider accepting alternative proof to end the procedure if no official proof is provided within the specified deadline.

If the official proof is received after the deadline, for example

because of a business continuity procedure, it takes precedence over the alternative proof.

Article 45 (4)
Annex I to the
Convention,

The customs office of destination will endorse the TAD used as an alternative proof when the goods are presented.

Article 308 (2) IA

TRADE

The holder of the procedure may present the following documents as alternative proof that the goods have been presented to the customs office of destination:

- a copy of the TAD (with MRN); or
- a copy of the declaration entering the goods for another customs procedure ; or
- a document from the customs office of destination, based on the transit document and/or data available at that office or from the authorised consignee; or
- a copy of a commercial or transport document or extract of the records which establishes that the goods have been presented to that office or to an authorised consignee.

Note: Alternative proof must be certified by the customs authorities, identify the goods in question, establish that the goods have been presented and include transit declaration reference number.

If the alternative proof is ‘satisfactory’ for the competent authorities of the country of departure, i.e. if it actually enables them to verify that it relates to the goods in question and that there is no doubt as to the authenticity of the document and its certification by the competent authorities, they will discharge the transit procedure.

In any event, the alternative proof must be submitted for post-clearance verification using the TC21 form ‘Request for verification’⁷⁸ (see Section 5 of Part VII) if the competent authority has any doubt as to its authenticity or the identity of the goods it refers to. In this case, the alternative proof cannot be accepted until the verifying authority has confirmed that the data concerned are authentic and accurate.

⁷⁸ Model shown in Annex VII. 8.5.

VII.3.3.2 Alternative proof that the goods in question were placed under a customs procedure in a third country

Article 51 (1)
Appendix I to the
Convention

Article 312 (1) IA

An alternative proof can be provided by one of the following types of documents, each of which enables the competent authorities of the country of departure to establish that it covers the goods in question and that those goods have therefore actually left the territory of the Contracting Parties/Union:

- (i) an original customs document issued in a third country where the goods are placed under a customs procedure,

Where the original customs document is provided in the form of an electronic customs document, the customs authorities of the country of departure can accept it as an alternative proof as long as those authorities in case of doubt:

- a) have the possibility to access the electronic customs document directly in the respective customs system of the third country concerned (see examples); or
 - b) have the possibility to contact the respective customs authority of the third country concerned via official correspondence, which confirms the authenticity of the electronic customs document or provides access to the electronic customs document.
- (ii) any other document establishing that the goods are in free circulation in a third country concerned; stamped, signed or otherwise certified (i.e. electronically or by another means of certification used by third countries) by its customs authorities in such a way that they can be accepted by the customs authorities of the country of departure.

TRADE

It is the responsibility of the holder of the procedure to provide the above documents if an alternative proof that the goods were placed under a customs procedure in a third country is needed.

Note: These alternative proofs can be replaced by their copies ‘certified as being true copies’ by the body which certified the original documents, by the authorities of the third countries concerned or by the authorities of one of the Member States or common transit countries.

If the alternative proof is satisfactory to the competent authorities of the country of departure, i.e. if it actually enables them to verify that it relates to the goods in question and that there is no doubt as to the authenticity of the document and its certification by the competent authorities, they will discharge the transit operation.

Example 1 – Acceptable alternative proof:

A document from Peru where the printout of the electronic import declaration is not authenticated by an authority. The content of the import declaration can however be checked online in the customs system of Peru available at:

- <http://www.sunat.gob.pe/aduanas/informli/ildua.htm>.

Example 2 – Not acceptable alternative proof:

A printout of the electronic import declaration from a third country that is not authenticated by an authority. There is no possibility to check the declaration directly in the customs system of this third country, and no sufficient answer is received to any requests for authentication sent using the contact details (such as e-mail address or telephone numbers) already known by the customs administration or as shown on the printout of the electronic import declaration from the third country.

VII.3.4 Enquiry with the customs office of destination

This part describes an enquiry request addressed to the customs office of destination and is divided as follows:

Paragraph 1 deals with the competent authority and time frame for launching the enquiry request;

Paragraph VII.3.4.2 deals with the sending of the enquiry request;

Paragraph VII.3.4.3 deals with the cancellation of the enquiry request;

Paragraph VII.3.4.4 deals with the reaction of the country of destination to the enquiry request;

Paragraph VII.3.4.5 deals with the request to the holder of the procedure after the start of the enquiry procedure with the customs

office of destination;

Paragraph VII.3.4.6 deals with the consequences of the enquiry procedure's results.

VII.3.4.1 Competent authority and time frame for launching the enquiry request

The 'Enquiry Request' (IE142) message should be sent by the competent authorities of the country of departure:

*Article 49 (2),
(3) and (6)
Appendix I to the
Convention*

*Article 310(2),(5)
and (6) IA*

- if the IE006 message has not been received within the time limit for presenting the goods at destination, and the content of Box 8 of a transit declaration is considered sufficient; or
- if the IE018 message has not been received within 6 days after receipt of the IE006 message; or
- as soon as the competent authorities are informed of or suspect that the transit procedure has not come to an end; or
- as soon as the competent authority discovers, a posteriori that a presented proof is falsified and that the procedure has therefore not ended. However, investigations will not be initiated unless they would be useful to either confirm or invalidate the earlier proofs presented and/or to determine the debt, the debtor and the authority competent to recover the (customs) debt; or,
- information received from the holder of the procedure is considered insufficient to discharge the procedure but sufficient to continue the enquiry procedure.

VII.3.4.2 Sending the 'Enquiry Request' (IE142)

*Article 49 (2)
Appendix I to the
Convention*

The competent authority of the country of departure must send the 'Enquiry Request' (IE142) to the competent authority of the country of destination. The message must be sent:

Article 310 (2) IA

- to the declared customs office of destination if the content of Box 8 of a transit declaration is considered sufficient; or
- to the actual customs office of destination which sent the IE006 message; or
- to the customs office of destination if the information provided by the holder of the procedure is considered sufficient to continue the enquiry procedure (see Sections VII.3.2.2 and VII.3.4.4.4).

To facilitate the work of the customs officers, the contact person at

departure should be indicated.

The customs office of destination replies with the 'Enquiry Response' (IE143).

VII.3.4.2.1 Use of the information exchange messages

In addition to the enquiry procedure, information may be exchanged using the IE144 and IE145 messages from the start of the enquiry procedure (the date that the IE140 or IE142 messages are sent) up until the collection of the (customs) debt (the date that the IE152 message is sent). These information exchange messages will not close an open enquiry procedure with either the customs office of destination (the IE142 message) or the holder of the procedure (the IE140 message).

However, if the information provided by the competent authority of the country of departure in the IE142 message is insufficient for the competent authority of the country of destination to be able to conduct the necessary searches, the latter may request additional information from the former by sending the 'Enquiry & Recovery Information Request' (IE145) using the appropriate requested information codes.

The competent authority of the country of departure must try to provide the requesting competent authority of the country of destination with the requested additional information using the 'Enquiry & Recovery Information' (IE144) message with the appropriate information codes.

The requested paper documents should be sent directly to the contact person mentioned in the message. They can be sent by alternative means (post, e-mail, fax, etc.) if possible but should be clearly identified by using the MRN.

VII.3.4.3 Cancellation of the 'Enquiry Request' (IE142)

If for any reason the competent authority of the country of departure decides to cancel the IE142 message, the 'Cancel Enquiry Notification' (IE059) message should be sent to the requested customs office of destination so that it stops its investigations.

VII.3.4.4 Reaction of the country of destination

VII.3.4.4.1 Search of records

The competent authority of the country of destination will first search its own records or, if appropriate, the records of the authorised consignee. This search can sometimes result in the discovery of a proper ending of the transit procedure by showing that only IE006 and IE018 (the appropriate messages) were missing.

If the searches of its own records or the records of the authorised consignee are fruitless, the competent authority of the country of destination should either contact:

- the consignee, who may have received the goods and documents directly without presenting them to the declared or another customs office of destination; or
- another responsible person who can give additional information.

VII.3.4.4.2 Result of the search of records

After taking the steps described in Paragraph 3.4.4.1. above, the following hypothetical cases are possible:

*Article 47
Appendix I to the
Convention*

*Articles 307 and
309 IA*

- The goods in question have actually been presented in time to the customs office of destination or to the authorised consignee, but
 - the proof of the end of the procedure (the IE006 and/or the IE018 messages) has not been returned within the time allotted. In this case, the competent authority of the country of destination should immediately send the missing messages to the requesting competent authority of the country of departure; or
 - the proof of the end of the procedure (the ‘Arrival Notification’ (IE007) message and/or the ‘Unloading Remarks’ (IE044) message have not been sent to the customs office of destination by an authorised consignee despite their obligation to do so. In that case the competent authority of the country of destination should immediately send the missing IE006 and/or IE018 messages to the requesting competent authority of the country of departure after having first requested the authorised consignee to provide the required missing information. The competent

authority of the country of destination must take necessary action to obtain the authorisation of the authorised consignee.

Note: Sending the IE006 and/or the IE018 messages is only allowed when the transit operation has ended correctly within the set time limits and has not been removed from customs supervision. It must be a regularly ended procedure that has been concluded within the time limit (e.g. only the registration of the transit procedure was missing at the customs office of destination) or an acceptance of the late presentation in accordance with the legal provisions.

- The goods covered by transit have not been presented at the customs office of destination but they have been presented at the customs office of transit:

When searching its records, the competent authority of the country of destination finds no evidence of goods covered by transit being presented at the customs office of destination, but does find the IE118 message issued by its own country.

In this case the competent authority of the country of destination must send

- the ‘Enquiry Response’ (IE143) message with response code ‘4’ – ‘Request for recovery at destination’, to take over the responsibility for the recovery procedure.

- The goods have been delivered to a recipient who is not an authorised consignee:

If the competent authority of the country of destination establishes that the goods have been delivered directly to a non-authorised consignee who, despite their obligation, did not contact their customs office of destination, the competent authority of the country of destination should send the ‘Enquiry Response’ (IE143) message with response code ‘4’ – ‘Request for recovery at destination’, requesting that the responsibility for recovery is transferred to it.

- The customs office of destination has not ended the transit operation in the NCTS, but the goods have been exported to a third country:

If the competent authority of the country of destination establishes that the goods have been exported to a third country:

- that authority sends to the competent authority of the country of departure the IE006 and IE018 messages after having proved presentation in fact; or
- that authority sends any other documents or data, covered by a TC20A form proving that the goods to have been exported to a third country in case there is neither an alternative proof nor a message that confirms the arrival or presentation of the goods at destination, to enable the competent authorities of the country of departure to establish that the documents do in fact cover the goods in question and that those goods have therefore actually left the territory of the Contracting Party/Union.

VII.3.4.4.3 Time limit for responding if the enquiry procedure started with the customs office of destination

*Article 49(4)
Appendix I to the
Convention*

*Article 310(4) and
(6) IA*

The competent authority of the country of destination must reply without delay and in any case within 28 days of receiving either the request for additional information (using the ‘Enquiry & Recovery Information Request’ (IE145) message) or the response using the ‘Enquiry Response’ (IE143) message (see Section VII.3.4.4.5. for response codes).

If the enquiry procedure was started by the holder of the procedure and they have provided sufficient information for it to continue, the competent authority of the country of destination must without delay and in any case within 40 days of receiving the enquiry request either request additional information (IE145 message) or a response (IE143 message). See Section VII.3.4.4.5. for response codes.

VII.3.4.4.4 Response codes to the enquiry request

The competent authority of the country of destination should use one of the following response codes in the IE143 message:

Code ‘1’ -movement unknown at destination

- The goods have not been presented at the declared customs office of destination. The competent authority of the country of departure should try, if possible, to identify the actual customs office of destination or proceed with the request to the holder of the procedure.

Code '2' -assumed duplication

- The goods have been presented at the declared office of destination and those authorities assume that there have been two 'Declaration data' (IE015) messages for the same goods.

Code '3' -return copy returned on (date)

- The goods have been presented at the declared customs office of destination, but that office has been unable to end the procedure using the IE006 and IE018 messages and has instead returned an alternative proof (e.g. a copy of the TAD) which has not yet been received by the customs office of the country of departure.

Code '4' -request for recovery at destination

- Although the goods were not presented at the customs office of destination, they were later discovered in the same country (e.g. outside the official customs procedure). The competent office of destination therefore wants to take over the responsibility for recovery and sends the 'Recovery Request' (IE150) message sent to the competent office of departure so that it can recover the goods after they are delivered to the recipient or have crossed the border (IE118 message).

VII.3.4.5 Request to the holder of the procedure after starting the enquiry with the customs office of destination

*Article 49 (5)
Appendix I to the
Convention*

Article 310 (5) IA

If the enquiry procedure started with the IE142 message to the customs office of destination and the Enquiry response (IE143 message) provided no answer or a negative answer, the competent authority of the country of departure must contact the holder of the procedure to provide the information needed to discharge the procedure (for further details see Section VII.3.2.).

If the holder of the procedure at this phase in the enquiry procedure:

- does not provide any information within 28 days; or
- provides information that is considered insufficient to continue the enquiry procedure;

Article 114 (2)

the competent authority of the country of departure must determine

<i>Appendix I to the Convention</i>	what further steps should be taken to discharge the procedure within 7 months of the expiry of the time limit for presenting the goods at destination (see Note in Section VII.3.2.2. for exceptions to this time limit).
<i>Article 87 UCC)</i>	
<i>Article 77 DA</i>	

VII.3.4.6 Consequences of the enquiry procedure's results

Based on the responses received, including any information received from the holder of the procedure, the competent authority of the country of departure must determine whether or not the procedure has ended and whether it can be discharged or what further steps must be taken.

<i>Articles 49 (7) and 117(5)) Appendix I to the Convention</i>	When the transit operation can be properly discharged within the scope of an enquiry procedure, the competent authority of the country of departure must immediately inform the holder of the procedure and the guarantor if they have been involved in the process.
<i>Articles 310(7) IA</i>	

The competent authority may also need to inform other competent authorities involved in the enquiry procedure, in particular the customs office of guarantee.

If the competent authority at the country of departure is not able to discharge the transit procedure but:

- the message IE006 was sent;
- the message IE118 was sent; or
- proof was given by the holder of the procedure that the goods were presented at or delivered to another Member State or Contracting Party;

the competent authority of departure transfers the responsibility to the country considered competent for the recovery procedure without delay using the 'Recovery Request' (IE150) message.

If the IE006 message was sent, the requested authority has to send the IE018 message. If there is an IE118 message or proof provided by the holder of the procedure that the goods were presented at or delivered to another Member State or Contracting Party, the customs office of departure has to accept competency for recovery and send back the 'Recovery Acceptance Notification' (IE151) saying 'yes' (acceptance code '1').

If the requested authority does not react by either sending the missing messages (despite their legal obligation to do so) or by taking over responsibility for recovery within the 28-day time limit (despite the existing proof mentioned above), the local transit liaison officers (see Transit Network Address Book on Europa website) of the requested country should be informed, with the necessary proof, in order to take action since competency should be taken over by the requested authority. If that does not have the necessary impact then the national help desk and national transit coordinator of the country of departure should be informed so that they can take action.

Article 114 (2)
Appendix I to the
Convention

Article 87 UCC

Article 77 DA

The competent authority of the country of departure must determine its findings within 7 months of the expiry of the time limit for presenting the goods at destination, at the latest. Where necessary it should start the recovery procedure itself (see Part VIII for further details).

Any additional information received by or observation made by a competent authority in relation to the goods in question may have an influence on the results of the enquiry procedure.

This is particularly the case if an irregularity or a fraud (removal, substitution, etc.) has been discovered at the time of the transit operation, and/or if the goods in question have been found, totally or partly, outside of customs supervision and also when the individuals responsible for fraud or irregularities have been identified.

Accordingly, all relevant information must be immediately communicated to the competent authority of the country of departure.

VII.4 Business continuity procedure

This paragraph is only applied if the transit operation has started by using the business continuity procedure.

It is divided as follows:

Paragraph VII.4.1 provides an introduction.

Paragraph VII.4.2 deals with the competent authority and time

frame for launching the enquiry procedure.

Paragraph VII.4.3 deals with the start of the enquiry notice.

Paragraph VII.4.4 deals with the reaction of the country of destination to the enquiry notice.

Paragraph VII.4.5 deals with the consequences of the results of the enquiry procedure.

VII.4.1 Enquiry notice in the case of the business continuity or simplified procedure specific to certain modes of transport

This paragraph is based on one of the following documents used as a transit declaration in the case of business continuity procedure:

- a single administrative document (SAD); or
- an SAD printed out on plain paper by the computerised system of the economic operator, as provided for in Annex B6, Appendix III to the Convention/Appendices B1-B4, Annex 9, TDA; or
- the transit accompanying document (TAD), supplemented, if necessary by the ‘list of items’. In this case, the TAD will not have a master reference number (MRN).

VII.4.1.1 Introduction

Point 17, Annex II, Appendix I to the Convention

In the event of absence of proof of the end of the transit procedure, or as soon as the competent authorities are informed of or suspect that the procedure has not come to an end:

Point 17, Annex 72-04 IA

- the holder of the procedure is contacted and asked to provide proof using the model letter in Annex VII.8.2. that the procedure has ended following the expiry of the time limit for presenting the goods at the customs office of destination, and;
- the enquiry procedure addressed to the declared customs office of destination will be begin 2 months after the expiry of the time limit for presenting the goods at the customs office of destination.

The enquiry procedure aims mainly:

- to obtain evidence of proof of the end of the procedure, with a view to discharging the procedure; or
- in the absence of such proof or when the proof presented proves

at a later date to be falsified or invalid, to establish the conditions in which the (customs) debt is incurred, to identify the debtor(s) and to determine the competent authorities responsible for recovering the (customs) debt.

This procedure is based on administrative cooperation between the competent authorities and takes account of any information provided by the holder of the procedure (see Section VII.3.).

The list of the competent authorities responsible for the enquiry procedure is provided in Annex VII. 8.1.

Its proper functioning implies:

- fully completed enquiry notices;
- an effective and correct registration of arrivals by the customs office of destination;
- the customs office of destination sending back the return copy (copy 5 of the SAD or a second copy of the TAD) without delay and at most within 8 calendar days;
- a correct handling of the transit advice note(s) (TC10) by the customs office(s) of transit;
- a rapid and clear response by the addressed authorities;
- an up-to-date list of competent authorities and offices.

VII.4.1.2 Enquiry starting with the holder of the procedure

The competent authorities of the country of departure must inform the holder of the procedure and ask them to furnish proof that the procedure has ended when a copy 5 of the SAD or a second copy of the TAD is not returned within 2 months of the time limit for presenting the goods at the customs office of destination.

The holder of the procedure will be given the opportunity to provide the information needed to discharge the procedure within 28 days.

VII.4.1.3 Competent authority and time frame for launching the enquiry notice

The enquiry notice is launched immediately by the competent authorities of the country of departure:

- if, within 2 months of the expiry of the time limit for presenting the goods at the customs office of destination, no proof of the end of the procedure has been received from the holder of the procedure;

- as soon as the competent authorities are informed of or suspect at an early stage (even before the expiry of the periods referred to above) that the procedure has not come to an end for all or part of the goods in question, or if the proof presented reveals discrepancies or appears to have been falsified. If there are suspicions, the competent authority of the country of departure will decide, depending on the circumstances, whether the enquiry procedure should be preceded or be accompanied by a post-clearance verification procedure to verify the validity of the evidence;
- as soon as the competent authority discovers '*a posteriori*' (after the expiry of the periods referred to above) that the proof that had been presented was falsified and that the procedure has not been ended. However, investigations will not be initiated unless they would be useful to either confirm or invalidate the earlier proofs presented and/or to determine the (customs) debt, the debtor and the authority competent to recover the debt.

The enquiry notice may not be launched if, before the expiry of the two-month time limit for initiating the enquiry, the holder of the procedure has been able to produce satisfactory 'alternative' proof of the end of the procedure (see Section VII.3.2.1. for further information).

VII.4.1.4 Enquiry notice TC20

The competent authority of the country of departure will continue the enquiry procedure by sending an enquiry notice using a form that complies with the TC20 model shown in Annex VII.8.3. to the competent authority of the country of destination.

This may be sent by registered post (which provides a receipt as proof of delivery).

In any case, a record that the TC20 form has been sent must be kept by the competent authority of the country of departure.

The TC20 should contain all the available information, including additional details received from the holder of the procedure in particular on any change in the recipient of the goods. The TC20 should be accompanied by a copy of the document(s) used to place the goods under the procedure (copy 1 of the SAD, the first copy of the TAD, loading lists, air or shipping manifest, etc.).

The TC20 should only be sent if the response from the holder of the procedure on the information request is not sufficient to discharge the transit procedure.

VII.4.1.5 Reaction of the country of destination to the enquiry notice

The competent authority of the country of destination receiving the enquiry notice must react as soon as possible and in an appropriate manner in accordance with the information it has available or is likely to obtain.

It will first search its own records (registration of copies 4 and 5 of the SAD; a second copy of the TAD or filed manifests, etc.) or the records of the authorised consignee. This search can sometimes lead to the discovery of the original proof of the end of the procedure which has not yet been returned or has been misfiled.

If the search is to no avail, the competent authority of the country of destination must either contact the consignee (as shown on the transit declaration) or the person, possibly indicated on the TC20 by the competent authority of the country of departure, believed to have received the goods and documents directly without their presentation to the customs office of destination.

However, if the information provided by the competent authority of the country of departure on the TC20 or on the attached documents is insufficient to enable the competent authority of the country of destination to carry out the necessary enquiries, the latter must request additional information by returning the TC20, with Box II completed, to the competent authority of the country of departure. The competent authority of the country of departure must then complete Box III, attach the requested additional information (paper) and return the TC20 to the requesting competent authority of the country of destination.

Following the enquiry procedure steps, the following hypothetical cases are then possible:

1. The goods in question have actually been presented to the customs office of destination or to the authorised consignee, but
 - the proof of the end of the procedure (for example the return copy 5 of the SAD, a second copy of the TAD or the return of the monthly list under the paper-based air/sea transit procedure) has not been returned within the time allotted.

In that case, the competent authority of the country of destination must immediately return the proof to the competent authority of the country of departure that has sent the TC20, after duly completing Box IV of the TC20.

- the proof of the end of the procedure has not been returned to the customs office of destination by an authorised consignee despite their obligation to do so.

In that case, once this proof has been found, the competent authority of the country of destination must immediately return it, together with the duly completed TC20, to the competent authority of the country of departure, after having first verified that the authorised consignee has provided the required information on the date of arrival of the goods and the condition of the seals, and after having registered and endorsed the proof. The competent authority of the country of destination must take any necessary action with regard to the authorised consignee.

- the proof of the end of the procedure has been sent, but has not been received by the competent authority of the country of departure.

In that case, the competent authority of the country of destination must return the proof to the competent authority of the country of departure, with the TC20 Box IV duly completed. This proof can be either the document received from the competent authority of the country of departure (copy 1 of the SAD, a first copy of the TAD, manifest at departure, etc.) or a copy of the document in the possession of the competent authority of the country of destination (copy 4 of the SAD, a second copy of the TAD, manifest at destination or retained copy of the monthly list, etc.). This authority will annotate the copy with the date of arrival of the goods and the results of any controls, and will certify it.

2. The goods have not been presented to the customs office of destination or delivered to an authorised consignee:

- there has been a change in the customs office of destination: in that case, it is the actual customs office of destination that must return the proof of the end of the procedure to the competent authority of the country of departure:
 - if the competent authority of the country of the declared customs office of destination has been able to identify the actual customs office of destination it must forward the TC20

to them showing details of the actual customs office of destination in Box IV, and inform the competent authority of the country of departure by sending them a copy of the TC20.

- if the competent authority of the country of the declared customs office of destination has been unable to identify the actual customs office of destination, the annotated TC20 is forwarded by the declared customs office of destination to the last intended customs office of transit showing details in Box IV. However, in the absence of a customs office of transit, the TC20 is to be returned directly to the competent authority of the country of departure.
- there has been no change in the customs office of destination (or no such change has been noted):
 - in that case, if the competent authority of the country of destination establishes that the goods have been delivered directly to a non-authorised consignee shown on the TC20, or to any other person, the competent authority of the country of destination must return the TC20 and the copy of the transit declaration to the competent authority of the country of departure. It must provide all the relevant information, if necessary in an additional document, indicating:
 - the identity of the recipient and other individuals who could be involved;
 - the date and conditions of the direct delivery of the goods, their nature and quantity; and
 - the customs procedure under which the goods were placed, if appropriate.
 - if the competent authority of the country of destination can find no trace of the goods in question, the annotated TC20 must be forwarded to the last intended customs office of transit as shown on the transit declaration. In the absence of a customs office of transit, the TC20 must be returned directly to the competent authority of the country of departure (the same as for Point 2 second bullet point).

If the competent authority of the country of destination sends the TC20 to the last intended customs office of transit, it must also send a copy of it to the competent authority of the country of departure in order to provide information on the current state of play of the enquiry procedure.

VII.4.1.6 Reaction of the customs office of transit to the enquiry notice

The last intended customs office of transit to which the TC20 is transmitted must immediately search for the transit advice note TC10 corresponding to the consignment in question.

Following this search, the following hypothetical cases are then possible:

1. The consignment has actually been presented at that last intended custom office of transit and a transit advice note has been found.

In that case, the customs office of transit must attach a copy of the transit advice note to the TC20 and return it directly to the competent authority of the country of departure.

2. No transit advice note (or any other evidence of such a transit) is found at the last intended customs office of transit.

In that case, the last intended customs office of transit must add this information to the TC20 and return it to the previous intended customs office of transit as shown on the transit declaration or, if there is no other intended customs office of transit, to the competent authority of the country of departure.

Each customs office of transit that successively receives the enquiry notice must proceed in a similar way, ensuring that the TC20, duly endorsed, is forwarded without delay to either the previous intended customs office of transit as shown on the transit declaration or, if there is no other intended customs office of transit, directly to the competent authority of the country of departure, which will draw the necessary conclusions from the information received.

If the customs office of transit sends the TC20 to the previous intended customs office of transit, it must also send a copy to the competent authority of the country of departure in order to provide information on the current state of play of the enquiry_procedure. The intended customs office of transit must also inform the competent authority of the country of departure if it receives the transit advice note from the actual customs office of transit, after having already sent the enquiry notice to the previous intended customs office of transit (see situation described under Point 1 above).

VII.4.1.7 Consequences of the enquiry procedure

Depending on the responses received during the enquiry procedure, including any information from the holder of the procedure, the competent authority of the country of departure will determine whether or not the procedure has ended and whether it can be discharged.

In accordance with the provisions on (customs) debt and recovery, the competent authority of the country of departure will determine:

- whether or not a (customs) debt has been incurred;
- the individual(s) responsible for the (customs) debt, if appropriate;
- the actual or presumed place where the (customs) debt has arisen and; consequently, the competent authority to recover the (customs) debt, if appropriate.

*Article 114(2),
Appendix I to the
Convention*

The competent authority of the country of departure must determine its findings within 7 months of the expiry of the time limit for presenting the goods at destination at the latest.

Article 87 UCC

Article 77 DA

This also applies in cases where the authority has not received any reply during the enquiry procedure.

Any additional information received or observation made by a competent authority in relation to the goods may have an influence on the results of the enquiry procedure. This is the case in particular if an irregularity or a fraud (removal, substitution, etc.) has been discovered at the time of the transit operation, and/or if the goods in question have been found, totally or partly, outside of customs supervision and also when the individuals responsible for fraud or irregularities have been identified. Accordingly, all relevant information must be made known without delay to the competent authority of the country of departure and, if necessary, the TC24 must be used to ask to transfer the competency for the recovery. A model of the TC24 form is provided in Annex VIII.8.2.

*Articles 49 (7) and
117(5)) Appendix I
to the Convention*

Article 310(7) IA

If, on the other hand, the transit operation can be discharged within the scope of an enquiry procedure, the competent authority of the country of departure must immediately inform the holder of the procedure and the guarantor who may have been involved in the enquiry procedure. The competent authority may also need to inform other competent authorities that are currently involved in the enquiry procedure, in particular the customs office of guarantee.

Further examples of situations relating to the enquiry procedure are available in Annex VII.8.5.

VII.5 Post-clearance verification procedure

This paragraph provides the following information:

Paragraph VII.5.1 sets out the verification objectives and methods.

Paragraph VII.5.2 deals with the documents that need to be verified.

Paragraph VII.5.3 deals with the consequences of the results.

VII.5.1 Objectives and methods of a post-clearance verification

*Article 52
Appendix I to the
Convention*

The competent customs authority may carry out post-release controls of the information supplied and any documents, forms, authorisations or data relating to the common/Union transit operation in order to check the authenticity and accuracy of entries, the information exchanged and the stamps.

Article 292 IA

Post-clearance verification should be made on the basis of risk analysis or by a random selection. However, in case of doubt or a suspicion of offences or irregularities, such verification must be carried out automatically.

When a competent customs authority receives a request to make a post-release control, it must respond without delay.

If the competent customs authority of departure requests that the competent customs authority perform a post-release control of information related to the common/Union transit operation, the conditions for discharging the transit procedure will not be deemed to have been fulfilled until the authenticity and accuracy of the data have been confirmed.

VII.5.2 Documents subject to verification

VII.5.2.1 Transit declarations (business continuity procedure)

To detect and prevent fraud, the declaration and the endorsements must be verified by the competent authority in the country of departure, transit and destination wherever there is an apparent error or reason to doubt their validity.

This verification must be carried out using the TC21 form, a model of which is provided in Annex VII.8.5. The competent authorities addressed must return the TC21 to the requesting competent authorities within 2 months of the date of the form. The form must set out the reason for the verification. Each customs office of departure must also carry out a random check of the returned transit declarations, requesting the verification of at least two in every thousand documents.

VII.5.2.2 Electronic transport document as a transit declaration

When goods are transported using an electronic transport document (ETD) as a transit declaration for the use of the common/Union transit procedure for goods carried by air, or using an electronic transport document (ETD) as a transit declaration for the use of the Union transit procedure for goods carried by sea, customs control is exercised retrospectively by the competent authorities at the airport or port of destination. This control takes the form of systems audit checks based on the level of perceived risk. If necessary, the competent authorities at the airport or port of destination may send details from the ETD to the competent authorities at the airport or port of departure for verification.

This verification must be carried out using the TC21(A) form, a model of which is provided in Annex VII.8.6. Each form must contain extracted ETD details relating to one aircraft or vessel and one authorised operator only.

Parts 1, 2 and 3 of the TC21(A) form must be completed by the competent authorities at the airport or port of destination. If necessary, extracts from the aircraft's or vessel's ETD which relate to the consignments selected for verification must be attached to the form.

Forms used for verification purposes may be sent via the central offices for common/Union transit operations in the countries concerned to the competent authorities at the airport or port of departure.

The competent authorities at the airport or port of departure must verify the ETD details provided in the TC21(A) form by referring to the commercial records held by the authorised operator. The results of the verification must be entered in Parts 4 and 5 of the

form. Any discrepancies must be noted in Part 4.

VII.5.2.3 Alternative proof

In case of doubts or suspicion, the competent authority in the country of departure must request a verification of the alternative proof presented. They must also request the verification of at least 10 in every thousand documents.

VII.5.2.4 T2L documents

It is advisable that a request for verification of a T2L document be made if such a document has been issued retrospectively solely to correct the effect of a T1 transit declaration.

The request should be automatic when the T2L is presented after a series of transit operations have been carried out, covered by transit declarations issued in different countries.

In addition, two in every thousand T2L documents presented at a given office must be subjected to a random sampling check.

VII.5.2.5 Commercial documents equivalent to a T2L document

It is advisable that the verification is carried out if it is suspected that abuses or irregularities could be committed because a commercial document is being used instead of a T2L.

Abuse or irregularity may be suspected if the person concerned is clearly splitting consignments in order not to exceed the EUR 15 000 ceiling.

In addition, two in every thousand commercial documents presented at a given office as a T2L must be subjected to a random sampling check.

VII.5.3 Consequences of the verification

The competent authority requesting verification must take the appropriate measure on the basis of the information received.

However, if a (customs) debt that has been incurred in the course of a

transit operation is in question, it is the responsibility of the competent authority of the country of departure to initiate enquiries, if necessary, and to determine the essential facts about the (customs) debt, debtor and the competent authority for recovery in accordance with the provisions on debt and recovery (see Part VIII).

VII.6 Exceptions (pro memoria)

VII.7 Specific national instructions (reserved)

VII.8 Annexes

VII.8.1 List of competent authorities

For the latest version of this list, please click on the following link:

EUROPA:

https://ec.europa.eu/taxation_customs/business/customs-procedures/what-is-customs-transit/common-union-transit_en

VII.8.2 Model of a letter of information to the holder of the procedure

*[Name of the competent authority of
the country of departure]*

*[Place and date]
[Name and address
of the holder of the procedure]*

**Subject : Common/Union transit
Absence of proof of the end of the transit procedure**

Dear Sir/Madam,

You are the holder of the procedure for the following Common/Union Transit declaration(s):

*[references and dates of the transit declaration(s)]
from the customs office of departure of [name of the customs office of departure]*

In accordance with Article 49(2) and (5), and Annex II of Appendix I to the Convention of 20 May 1987 on a common transit procedure/Article 310 (2) and (5) and Annex 72-04 of Commission Regulation (EU) No 2015/2447 of 24 November 2015 laying down detailed rules for implementing certain provisions of Regulation (EU) No 952/2013 of the European Parliament and of the Council laying down the Union Customs Code, we hereby advise you that we have not received proof of the end of the transit procedure for the above-mentioned declaration(s).

We now ask you to send details and documentation that will prove that the procedure ended. You should also mention any changes in the customs office of destination and/or the customs offices of transit. You are requested to submit the information within 28 days of the date of this letter.

- [The customs debt will be incurred 1 month following this 28-day period if you do not provide any information, or the information you provide is insufficient for us to carry out enquiries with the office of destination.]
- [We have to initiate the enquiry procedure 2 months after the expiry of the time limit for presenting the goods at the office of destination.]
- This is in accordance with Article 114 (2) and Annex II of Appendix I to the Convention of 20 May 1987 on a common transit procedure/Article 77 of Commission Delegated Regulation (EU) 2015/2446 of 28 July 2015 supplementing Regulation (EU) No 952/2013 of the European Parliament and of the Council laying down the Union Customs Code and Annex 72-04 to Commission Regulation (EU) No 2015/2447 of 24 November 2015 laying down detailed rules for implementing certain provisions of Regulation (EU) No 952/2013 of the European Parliament and of the Council laying down the Union Customs Code.

The proof may be in the form of:

- a document certified by the customs authorities of the Member State or a common transit country of destination identifying the goods and establishing that they have been presented at the customs office of destination or to the authorised consignee;
- a document or a customs record, certified by the customs authority of a country which establishes that the goods have physically left the customs territory of the Contracting Party
- a customs document issued in a third country where the goods are placed under a customs procedure;
- a document issued in a third country, stamped or otherwise certified by the customs authorities of that country and certifying that the goods are considered to be in free circulation in that country.

Any evidence you provide must comply with the provisions of Article 51 of Appendix I to the Convention of 20 May 1987 on a common transit procedure /Article 312 of Commission Regulation (EU) No 2015/2447 of 24 November 2015 laying down detailed rules for implementing certain provisions of Regulation (EU) No 952/2013 of the European Parliament and of the Council laying down the Union Customs Code.

Under the terms of Articles 112 and 113 of Appendix I to the Convention of 20 May 1987 on a common transit procedure /Articles 79 of Regulation (EU) No 952/2013 of the European Parliament and of the Council of 9 October 2013 laying down the Union Customs Code, if it is not possible to establish that the procedure has ended for the declaration(s) in question, you will be liable for the debt relating to the goods that were the subject of these declaration(s) (import or export duties and other charges).

If you are unable to prove that the transit procedure in question has ended, please supply any information you have, with supporting documentary evidence, in particular of the place (country) in which you consider the events from which the debt arises occurred in accordance with Article 114 of Appendix I to the Convention of 20 May 1987 on a common transit procedure /Article 87 of Regulation (EU) No 952/2013 of the European Parliament and of the Council of 9 October 2013 laying down the Union Customs Code.

Yours faithfully,

VII.8.3 Specimen of enquiry notice TC20 and explanatory notes

TC20 - ENQUIRY NOTICE

I. TO BE COMPLETED BY THE COMPETENT AUTHORITY AT DEPARTURE	
A. Transit declaration No Copy (...) attached.	B. Customs office of destination (name and country)
C. Competent authority at departure (name and address)	D. Intended customs offices of transit (name and country) 1. 2. 3. 4.
E. Identity of means of transport:	
F. Consignee (name and full address)	
G. According to information provided by the holder of the procedure , the consignment was: <input type="checkbox"/> 1. presented at your office on <u> </u><u> </u><u> </u><u> </u> D M Y <input type="checkbox"/> 2. delivered to the consignee on <u> </u><u> </u><u> </u><u> </u> D M Y <input type="checkbox"/> 3. delivered to on <u> </u><u> </u><u> </u><u> </u> (name and address of person or company) D M Y	
H. A receipt for the document issued by your office on <u> </u><u> </u><u> </u><u> </u> has been presented to me. D M Y	
I. The holder of the procedure is unable to give any information about the whereabouts of the consignment.	
Place and date:	Signature:
Stamp:	

II. TO BE COMPLETED BY THE COMPETENT AUTHORITY OF THE COUNTRY OF DESTINATION: REQUEST		
<p>In order to carry out further inquiries, the customs office of departure is required to send or communicate:</p>		
<input type="checkbox"/> <input type="checkbox"/> 1. a precise description of the goods	<input type="checkbox"/> <input type="checkbox"/> 2. a copy of the invoice	
<input type="checkbox"/> <input type="checkbox"/> 3. a copy of the manifest, bill of lading or airway bill	<input type="checkbox"/> <input type="checkbox"/> 4. the name of the person responsible for carrying out formalities at the customs office of destination	
<input type="checkbox"/> <input type="checkbox"/> 5. the following documents or information (please specify):		
Place and date:	Signature:	Stamp:

III. TO BE COMPLETED BY THE OFFICE OF DEPARTURE: REPLY TO THE REQUEST

☐ ☐ 1. The information, copies or documents are annexed

1 2 3 4 5

☐ ☐ 2. The information, copies or documents referred to under ☐ ☐ ☐ ☐ ☐ ☐ of your request is/are not available.

Place and date:

Signature:

Stamp:

IV. TO BE COMPLETED BY THE COMPETENT AUTHORITY OF THE COUNTRY OF DESTINATION

☐ ☐ 1. The proof that the procedure has ended was returned on an endorsed copy of
D M Y
☐ (a) the document received ☐ (b) the document returned
is attached as a confirmation

☐ ☐ 2. The endorsed proof that the procedure has ended is attached to this enquiry notice

☐ ☐ 3. Charges collected.

☐ ☐ 4. Inquiries are being made and the proof that the procedure has ended will be returned as soon as possible.

☐ ☐ 5. The consignment was presented here without the relevant document.

☐ ☐ 6. Documents were presented here without the consignment

☐ ☐ 7. Neither the consignment nor the relevant document were presented here and
☐ (a) no information about these can be obtained.
☐ (b) TC20 is transmitted to the actual customs office of destination (name and country)
☐ (c) TC20 is transmitted to the last intended customs office of transit, as mentioned in box I. item D

Place and date: Signature: Stamp:

V. TO BE COMPLETED BY THE LAST INTENDED CUSTOMS OFFICE OF TRANSIT

☐ ☐ 1. A transit advice note was lodged here on
D M Y

☐ ☐ 2. A transit advice note was sent to me by the actual customs office of transit(name)
where it was lodged on
D M Y

☐ ☐ 3. A transit advice note was not lodged here. TC20 is transmitted to the previous intended customs office of transit.

Place and date: Signature: Stamp:

VI. TO BE COMPLETED BY THE PREVIOUS INTENDED CUSTOMS OFFICE OF TRANSIT

☐ 1. A transit advice note was lodged here on
D M Y

☐ 2. A transit advice note was sent to me by the actual customs office of transit(name)
where it was lodged on
D M Y

☐ 3. A transit advice note was not lodged here. TC20 is transmitted to the previous intended customs office of transit.

Place and date: Signature: Stamp:

VII. TO BE COMPLETED BY THE PREVIOUS INTENDED CUSTOMS OFFICE OF TRANSIT

<input type="checkbox"/>	<input type="checkbox"/>	1. A transit advice note was lodged here on	_ _ _	
			D M Y	
<input type="checkbox"/>	<input type="checkbox"/>	2. A transit advice note was sent to me by the actual customs office of transit(name) where it was lodged on		
			_ _ _	
			D M Y	
<input type="checkbox"/>	<input type="checkbox"/>	3. A transit advice note was not lodged here. TC20 is transmitted to the previous intended customs office of transit.		
Place and date:		Signature:		Stamp:

VIII. TO BE COMPLETED BY THE PREVIOUS INTENDED CUSTOMS OFFICE OF TRANSIT				
<input type="checkbox"/>	<input type="checkbox"/>	1. A transit advice note was lodged here on	_ _ _	
			D M Y	
<input type="checkbox"/>	<input type="checkbox"/>	2. A transit advice note was sent to me by the actual customs office of transit(name) where it was lodged on		
			_ _ _	
			D M Y	
<input type="checkbox"/>	<input type="checkbox"/>	3. A transit advice note was not lodged here. TC20 is transmitted to the previous intended customs office of transit.		
Place and date:		Signature:		Stamp:

TC20 – Enquiry notice – Explanatory notes

1. Information and replies shall be given by placing a cross in the box provided for this purpose.
2. The enquiry notice is used for any transit procedure, whether simplified or not, under which proof that the procedure has ended has to be furnished to the competent authority of the country of departure.
3. In Box I item A, the competent authority making the request shall indicate the reference of the transit declaration (SAD, TAD or transport document used as a declaration) for which it has no proof that the procedure has ended. A copy of the declaration is to be attached.
4. In Box I item E the means of transport used shall be identified, if this data was required on the declaration or, if not, whether it is known by the competent authority (notably through the holder of the procedure).
5. In Box I item F, the competent authority making the request shall indicate the consignee(s), whether authorised or not, as declared where such data was required on the declaration or, in other cases, the supposed consignee(s) who could have received the goods on the basis of the information the authority has at hand.
6. In Box I item G-3 the actual consignees, as identified by the holder of the procedure, must be stated.
7. In Box II item 3, the addressed competent authority shall ask for the transmission of transport documents if they are not the transit declaration (in the latter case they should be mentioned under I-A).
8. In Box IV, the addressed competent authority shall inform the competent authority of the country of departure of the result of its enquiries that is not binding on this office.

9. In Box IV item 1, the addressed competent authority shall tick Box (a) if it returns an endorsed and stamped copy of copy 1 of the SAD or of the first copy of the TAD, as received from the competent authority making the request. In other cases (copy of copy 4 of the SAD, of the second copy of the TAD or of any other document – monthly list paper-based air/sea transit, for instance – proving the end of the procedure), it shall tick Box (b).

If the addressed authority will transmit TC20 it shall tick the appropriate box under item 7 and enter the details, if necessary. It shall inform the competent authority of the country of departure by providing them with a copy of the enquiry notice.

Each customs office of transit shall proceed in the same way if it finds no transit advice notice.

10. A separate TC20 is to be used for each transit declaration.

VII.8.4 Specimen of sending information TC20A

TC20A COMMON/UNION TRANSIT SENDING OF INFORMATION / DOCUMENTS RELATED TO NCTS OPERATION		
1. DECLARATION MRN: Enquiry procedure (reference): Recovery procedure (reference):		
2. COMPETENT AUTHORITY AT DEPARTURE Name and address: <u>Contact data</u> Name: Tel: Fax: E-mail:	3. COMPETENT AUTHORITY AT DESTINATION Name and address: <u>Contact data</u> Name: Tel: Fax: E-mail:	
4. DOCUMENTS ATTACHED <input type="checkbox"/> 1. <input type="checkbox"/> 2. <input type="checkbox"/> 3...:		
5. ANNEX(ES): (total number)		
6. THE COMPETENT AUTHORITY <div style="display: flex; justify-content: space-between;"> <input type="checkbox"/> AT DEPARTURE <input type="checkbox"/> AT DESTINATION </div> <div style="display: flex; justify-content: space-between; margin-top: 10px;"> Place and date: Signature Stamp </div>		

VII.8.5 Specimen of post-clearance request TC21

TC21 – REQUEST FOR VERIFICATION

I. AUTHORITY MAKING THE REQUEST

ADDRESSED

(name and full address)

II. COMPETENT

AUTHORITY

(name and full address)

III. REQUEST FOR VERIFICATION

☐ sample check

☐ for the reason indicated under C or D

Please verify

A. The authenticity of the stamp and the signature

- ☐ 1. In the box headed 'Control by office of destination' (box I) on the return copy SAD or TAD.attached
- ☐ 2. in the box F and/or G on the return copy SAD or TADattached
- ☐ 3. in the box headed 'Office of departure' (box C) on copy 4 of the SAD or the second copy of the TADattached
- ☐ 4. in the box headed 'Control by office of departure' (box D) on copy 4 of the SAD or the second copy of the TADattached
- ☐ 5. in the box headed 'Packages and description of goods' (box 31) on copy 4 of the SAD or the second copy of the TAD.....attached
- ☐ 6. in invoice No of / transport document No of (attached)

B. The accuracy of endorsement entered

- ☐ 1. In box(es)..... (1)
- ☐ 2. In the commercial document No..... of (attached)

C. ☐ The authenticity and accuracy of the alternative proof enclosed.

D. Verification is requested because

- | | |
|---|--|
| <input type="checkbox"/> 1. the stamp is missing | <input type="checkbox"/> 2. the signature is missing |
| <input type="checkbox"/> 3 the stamp is illegible | <input type="checkbox"/> 4. the box is incompletely filled in |
| <input type="checkbox"/> 5 deletions have been made without being overwriting | <input type="checkbox"/> 6. the form includes erasures and/or initialled and authenticated |
| <input type="checkbox"/> 7 the stamp is not recognised | <input type="checkbox"/> 8 the date concerning the use or destination is missing |
| <input type="checkbox"/> 9. other reasons (to be specified) | |

Place....., Date.....

Signature..... (Stamp)

(1) Indicate the number of the boxes corresponding to the requested verification__

IV. RESULT OF VERIFICATION

- ☐ A. The stamp and signature are authentic
- ☐ B. The form was not presented to the competent authorities and
- ☐ 1. the stamp appears to have been forged or falsified
- ☐ 2. the stamp appears to have been applied irregularly
- ☐ 3. the signature is not that of a responsible official of the competent authorities
- ☐ C. The endorsements are accurate
- ☐ D. The endorsements are not accurate: they should read as follows:
- ☐ E. Remarks:
- | | |
|--|--|
| <input type="checkbox"/> 1. the stamp has been applied legibly | <input type="checkbox"/> 2. the signature has been inserted |
| <input type="checkbox"/> 3. the box has been completed | <input type="checkbox"/> 4. the deletions have been initialled and authenticated |
| <input type="checkbox"/> 5. the erasures and/or overwriting were due to: | <input type="checkbox"/> 6. the stamp is authentic and can be accepted |
| <input type="checkbox"/> 7. the date has been inserted | <input type="checkbox"/> 8. the alternative proof meets requirements |

☐ 9. other reasons (to be specified)

and can be accepted

Place....., Date.....

Signature.....(Stamp)___

- Notes:
1. A separate request should be made out for each form to be verified
 2. Information and reply are given by placing a cross in the boxes provided for that purpose
 3. The competent authority addressed should ensure that it is given priority treatment

VII.8.6 Specimen of post-clearance request TC21A

TC21 (A) – REQUEST FOR VERIFICATION

1. Authority making the request (Name and full address)				2. Competent authority addressed (Name and full address)		
3. STATUS VERIFICATION REQUESTED FOR THE FOLLOWING CONSIGNMENTS FOR WHICH EXTRACTS FROM THE AIRCRAFT'S/VESSEL'S ELECTRONIC TRANSPORT DOCUMENT * ARE SET OUT BELOW / ATTACHED*:						
Approval holder's Name and Address				Aircraft/Vessel* and date of departure		
				Airport/Port* of Departure:		
Item	Air/Sea electronic transport document as a transit declaration Number	Container Nos (or marks & Nos)	Cargo Description	Number of Packages	Mass (KGs) or Volume	Declared Status (T1, T2, TF, TD, C, F, X)
(1)						
(2)						
(3)						
(4)						
(5)						
4. RESULT OF VERIFICATION Verification of all consignments satisfactory except for the following items: (Supporting documents attached)						

5. AUTHORITY COMPLETING THE VERIFICATION:

Name: Signature:

Date:..... Stamp:

* delete as appropriate

This request should be used for only one company, one aircraft or vessel.

On completion return request to office shown at 1.

VII.8.7 Examples of situations in the enquiry procedure

If at the end of the enquiry procedure a transit operation is still not discharged, the competent authority of the country of departure may find the following example situations useful for determining the authority competent to recover the debt:

a) Transit operation involving no customs office of transit (purely internal operation involving a contracting party to the Convention).

Such a situation may only involve the Union transit operation within the EU or a transit operation limited to the territory of one of the other Contracting Parties (operation not involving common transit).

Example:

[Denmark - Germany - France - Spain]

The competent authority of the country of destination (i.e. authority of the same Contracting Party or country) cannot provide any proof of presentation at the destination.

The consignment has ‘disappeared’ somewhere in the Contracting Party/country in question.

b) Transit operation involving customs offices of transit on exit from, then on entry to, a same Contracting Party (use of one or more third countries, other than common transit countries).

In practice, only the EU could be involved in such a situation.

Example:

(Poland – *Ukraine* - Romania)]

The competent authority of the country of destination cannot provide any proof of presentation at the destination, and

I. The IE118 message was sent from the customs office on entry (reintroduction) to the Contracting Party in question (Romania):

the consignment has been reintroduced into the Contracting Party in question, and has then ‘disappeared’.

II. The IE118 message was sent from the customs office upon exit from the Contracting Party in question (Poland) and not sent from the customs office upon entry (reintroduction) into this same Contracting Party (Romania):

the consignment has ‘disappeared’ between the two customs offices of transit, in the third country (Ukraine)

III. No IE118 messages were sent, either upon exit from the Contracting Party in question (Poland) or upon entry (reintroduction) into this same Contracting Party (Romania):

the consignment has not left the Contracting Party in question and has ‘disappeared’ between the customs office of departure and the first customs office of transit upon exit.

c) Transit operation involving only customs offices of transit (upon entry) at borders between the Contracting Parties.

Example:

[Poland - Czech Republic - Germany - Switzerland - France]

I. The IE118 message was not sent from the last customs office of transit (upon entry into France) but was sent from the previous customs office of transit (upon entry into Switzerland):

the consignment has arrived in Switzerland but has ‘disappeared’ between the customs office of transit upon entry into Switzerland and the customs office of transit upon entry into France;

II. The IE118 messages were not sent at all.

the consignment has not left the Contracting Party of departure and has ‘disappeared’.

d) Transit operation involving customs offices of transit at borders between the Contracting Parties and with third countries

Example:

[Greece, Bulgaria, Romania –Ukraine – Slovakia – Poland]

This is a situation as specified in case (b). The situation and solution are therefore similar, with the necessary modifications (*mutatis mutandis*).

PART VIII – DEBT AND RECOVERY

VIII.1 Scope of the provisions

Title IV Appendix I to the Convention This chapter deals with the scope of the provisions on debt and recovery in the common and Union transit procedure.

Articles 79, 84 and 87 UCC The purpose of Part VIII is to set out a harmonised version of those situations in which a debt arises during strictly common or strictly Union transit operations, identify the debtors and unequivocally identify which countries are responsible for recovering the debt from debtors and guarantors. But that is as far as these provisions go. They leave it to each Contracting Party to the Convention to take responsibility for actual recovery in accordance with the Party's own regulations in these matters except for time limits for starting recovery. For EU purposes, the harmonised rules on customs debt are set out in the UCC.

Articles 77 DA, 85(1) DA, 165 IA, 311 IA

VIII.1.1 Definitions

Debt For the purposes of the Common Transit Convention, ‘debt’ means the obligation on a person to pay the amount of import or export duties and other charges due for goods placed under the common transit procedure.

Article 3(1) Appendix I to the Convention

Customs debt For EU purposes, ‘customs debt’ is defined as ‘the obligation on a person to pay the amount of the import or export duty’ the duties being set out in Article 56 of the UCC. As the Union transit rules also have the effect of suspending ‘other duties’ (other charges) the UCC extends the scope of certain UCC provisions to include ‘other charges’ for the purposes of guarantees, customs debt and recovery (e.g. Article 89(2) UCC).

Article 5(18) UCC

For the purposes of this document the word ‘debt’ is used to cover both definitions above.

Recovery The generic term ‘recovery’, which is used here in the context of common and Union transit, should be taken to mean all steps involved in collecting whatever sums are due.

VIII.1.2 Distinction between financial and penal provisions

Article 112 Appendix I to the In connection with a transit operation, the suspended ‘debt’ while the goods were under the procedure has to be recovered if the transit

Convention procedure has not been discharged as required after the establishment that a ‘debt’ has been incurred by unlawful removal or non-compliance with a condition governing the placing of the goods under the procedure or the use of the procedure.

Article 79 UCC

Those situations giving rise to a debt often resemble ‘offences’ or ‘irregularities’, which do not result in the collection of an amount objectively due but in the imposition of an administrative and/or penal sanction. Part VIII of the Transit Manual covers only those situations where an objective debt is incurred; it does not cover the penal aspect, which remains the responsibility of each individual Member State or common transit country.

VIII.2 Incurrence/non-incurrence of a debt, failures, and identification of the debtors and guarantors

This chapter deals with:

- incurrence and the non-incurrence of a debt;
- failures of the procedure;
- other failures to comply with the procedure; and
- the identification of the debtors and guarantors.

VIII.2.1 Incurrence/non-incurrence of the debt

VIII.2.1.1 When is a debt incurred

VIII.2.1.1.1 Unlawful removal of the goods from the procedure

Article 112(1)(a)
Appendix I to the Convention

The debt must be incurred through the non-respect of the ‘removal from customs supervision’ obligation or within the meaning of the Convention ‘from the common transit procedure’. Where goods are removed without respecting the obligations, a debt is incurred as soon as the goods are removed from the procedure.

Article 79(1)(a)
and (2)(a) UCC

Articles 112(3)(a)
and 114 Appendix I to the Convention

Except where the goods are flagrantly stolen off their means of transport, the precise moment of removal is often as difficult to identify as the place where it occurred, as the two are of course linked. Nevertheless, the importance of the moment of removal is relative, since the goods normally remain under the procedure for a relatively brief period and the factors that have a bearing on the calculation of the amount of the debt should therefore not change radically during that period. Where it is impossible to identify the precise place and date, the place should be the country responsible for the last customs office of transit notifying the border passage to

Article 79 UCC

the customs office of departure or, failing this, the country responsible for the customs office of departure. The date must be the first working day after the expiry of the time limit for presenting the goods at the office of destination.

The lodging of the ‘Notification Crossing Frontier’ (IE118) message at the last office of transit facilitates the task of determining at least the country where the unlawful removal has taken place.

VIII.2.1.1.2 Non-compliance with the conditions

*Article 122(1),
Appendix I to the
Convention
Article 79(1) UCC*

A debt is incurred through failure to comply with a condition governing the placing of the goods under the transit procedure or the use of that procedure.

VIII.2.2 Failures of the procedure

VIII.2.2.1 Situations of unlawful removal

In principle, all situations where customs are no longer in a position to ensure that customs rules and, where appropriate, other provisions applicable to the goods are observed could be covered by the notion ‘unlawful removal’ (see Section VIII.2.1.1.1).

Situations generating an unlawful removal of goods from the transit procedure/ customs supervision are in particular:

1. Failure to present goods at the customs office of destination or to an authorised consignee, including situations where:

- all or part of the goods have been stolen or have disappeared during carriage (‘missing goods’⁷⁹);
- proof of having presented the goods at the customs office of destination has been falsified;
- the carrier presents the goods directly to a consignee who is not an authorised consignee;
- other goods have been substituted for all or part of the goods declared.

79 In the Union Article 124 UCC and 103 DA considers the debt to be extinguished when non-Union goods placed under the transit procedure are stolen, provided that the goods are recovered promptly and placed again in their original customs situation in the state they were in when they were stolen.

2. Substitution of a transit operation/customs status of the goods (e.g. by replacing the common/Union transit declaration 'T1' by a common/Union transit declaration 'T2' or by a proof of the customs status of Union goods document 'T2L' or 'T2LF' - or an equivalent such as the letter 'C' or 'T2F' on an air or sea documents).

VIII.2.2.2 Situations which do not represent unlawful removals

Certain situations do not represent unlawful removals. For example, when a seal is broken while the consignment is properly presented at the customs office of destination. Another example, this time for the Union transit procedure, is that an error on the customs status of non-Union goods listed in an electronic transport document as a transit declaration for the use of the Union transit procedure for goods carried by air (when the code 'C' is used instead of 'T1'), is deemed not to constitute unlawful removal provided the airline regularises the customs status of the goods by clearing them through customs upon arrival at their destination.

However, the fact that the goods have not been unlawfully removed does not necessarily mean that there has not been a failure to comply with other transit procedure obligations or that no debt has been incurred (see Section VIII.2.3).

VIII.2.2.3 Situation where one or more conditions governing the placing of the goods under the procedure are not fulfilled

Article 122(1), Appendix I to the Convention

This situation can occur during or prior to the placement of the goods under the transit procedure, where the facts that would have prevented the permission from being granted do not emerge until after the goods have been released for transit. Possible examples of this failure are goods entered for the procedure:

Article 79(1) UCC

- without a valid guarantee for the transit procedure (because it has been revoked or cancelled or its period of validity has expired), or it is not valid for the territory concerned (because the operation transited a Member State/Contracting Party not covered by the guarantee) or because the reference amount for the comprehensive guarantee or the guarantee waiver has been exceeded;
- by an authorised consignor but where, contrary to the rules or the requirements of the authorisation:
 - ✓ the load was not sealed;

- ✓ no time limit was set for presenting the consignment at destination;
- by the holder of an authorisation to use a simplification which was issued on the basis of incorrect or incomplete information;
- after annulment, revocation or suspension of the authorisation to use a simplification;
- one of the conditions set out for using a simplification is later found not to be fulfilled (example: change of ownership during the authorisation process not communicated).

VIII.2.2.4 Debt incurred in connection with the transit procedure

The provisions applicable to the common or Union transit procedure do not cover events giving rise to debt and recovery that do not form part of the transit procedure, even where they appear to ‘have a connection with’ a transit operation. This kind of debt is incurred for instance:

- following a customs declaration by virtue of which a debt is payable when goods are imported or after a transit procedure has ended (e.g. release for free circulation); or
- as a consequence of the unlawful introduction (e.g. smuggling) of goods subject to import duties into the country
 - (a) without a transit declaration (‘failure to declare’); or
 - (b) under cover of a transit declaration covering more goods than the quantity declared and not entered for the transit procedure.

The situation described in b) normally has no effect on discharging the transit procedure in question.

However, where one of these ‘transit-related’ situations arises and where this has given rise to a debt, the authority that discovered the situation should notify the competent authority of the country of departure of any action it takes. This is to allow the competent authority of the country of departure to identify possible irregularities in respect of the goods which were to be placed under the transit procedure.

VIII.2.3 Extinguishment of a debt

*Article 112(2),
Appendix I to the
Convention*

*Article 124(1)(g) and
(h) UCC*

Article 103(c) DA

Extinguishment of a debt takes place where:

- The removal of the goods from the transit procedure or non-compliance with the conditions governing the placing of the goods under the transit procedure or the use of the transit procedure results from the total destruction or irretrievable loss of those goods (i.e. they have become unusable), as a

result of their actual nature (i.e. normal evaporation), unforeseeable circumstances, *force majeure* or as a consequence of instruction by the customs authority.

- The failure which led to the incurrence of that debt has no significant effect on the correct operation of the transit procedure and did not constitute an attempt at deception. That provision leaves it to each Contracting Party to identify situations where this might apply and, therefore, to limit their scope.

Deception refers to the commission of an act which is liable to give rise to criminal court proceedings, or the attempt to commit such an act.

- All formalities necessary to regularise the situation of the goods are subsequently carried out.

How this ‘regularisation’ is carried out depends on the obligation or the condition in question. Article 103(c) DA specifies that one of the cases where that failure occurs is when the customs supervision has been subsequently restored for goods which are not covered by a transit declaration, but which previously were in temporary storage or were placed under a special procedure together with goods formally placed under that transit procedure⁸⁰.

VIII.2.4 Identification of the debtors and guarantors

VIII.2.4.1 Who are the debtors

Article 113, Appendix I to the Convention

Under Article 113(2) Appendix I to the Convention (Article 79(3) and (4) of the UCC):

Article 79(3) and (4) UCC

- In the event of failure to fulfil one of the obligations regarding the removal of the goods from customs supervision, the debtor is the person who is required to fulfil the obligations.

This must be the holder of the procedure according to Article 8(1) of Appendix I to the Convention (Article 233 UCC). That individual is unconditionally and entirely liable for the debt. No element of deliberate action enters into the identification of the holder of the procedure as debtor. However, jointly, the debtor may also be the carrier or the recipient of the goods (Article 8(2) of Appendix I to the Convention (Article 233(3) UCC). In any case, identifying

⁸⁰ Union transit procedure only.

the debtor will depend on which specific obligation was not fulfilled and the wording of the provision which created the obligation.

Furthermore, any individuals that participated in the removal (accomplices) or acquired or held the goods in question (receivers or holders) become debtors only if they were aware or should reasonably have been aware that the goods had been removed from customs supervision. Here, the element of deliberate action determines whether the individuals concerned can be deemed to be the debtors.

- In the event of failure to comply with the conditions governing the placing of goods under the procedure, the debtor is the person who is required to comply with the conditions governing the placing.

In these instances the debtor will be the holder of the procedure, who is the person required to comply with the conditions for placing goods under a transit procedure, including a simplified procedure. However, if the act of placing the goods under the procedure implied that a third party was required to comply with the conditions, that party would equally be deemed to be the debtor, together with the holder of the procedure.

VIII.2.4.2 Claims against debtors

*Article 116(1)
Appendix I to the
Convention*

The competent authorities must initiate the recovery proceedings as soon as they are in a position to calculate the amount of the debt and to identify the debtor (or debtors).

Article 101 UCC

VIII.2.4.3 Different debtors and their joint and several liability

*Article 113(4)
Appendix I to the
Convention*

Where more than one debtor has been identified as liable for the same debt they are deemed to be jointly and severally liable for paying the amount of the debt. This means that the authority responsible for recovery may call on any of the debtors to pay the amount and that payment of all or part of the debt by one of the debtors extinguishes the debt, or the part paid, for all the debtors. For the details, the rules of the Contracting Party concerned are

Article 84 UCC

applicable⁸¹.

*Article 108 (3)
UCC*

Member States:

Article 91 DA

The customs authorities will suspend the obligation to pay the duties in cases where at least one other debtor has been identified and has been informed of the amount of the debt. This suspension is limited to 1 year and is conditional on the lodging of a valid guarantee covering the whole amount of duties at stake by a guarantor (blocking the reference amount for the transit operation concerned is not considered as such a guarantee). When the person has become a debtor on the basis of Article 79(3)(a) of the UCC, this suspension is not applied if this person is considered a debtor in accordance with Article 79(3)(b) or (c) of the UCC or if deception or obvious negligence may be attributed to this person.

VIII.2.4.4 Notifying the debtor

*Article 116(2) and
(3) Appendix I to
the Convention*

The amount of the debt is communicated to the debtor who has to pay it using the methods of the Contracting Party concerned, within the mandatory time limit.

*Articles 102 and
108 to 112 UCC*

Generally this notification is sent when all is ready for recovery proceedings to begin⁸².

VIII.2.4.5 Claims against the guarantor

VIII.2.4.5.1 Guarantor's liability and release

*Article 117(1)
Appendix I to the
Convention*

The joint and several liability of a guarantor for any debts incurred by their client, the holder of the procedure, continues for as long as there remains a possibility of such debts still becoming due, to the extent that:

Article 98(1) UCC

- the holder of the procedure is in fact the debtor in respect of a debt incurred in the course of a transit operation covered by a

81 For the EU, Article 108(3)(c) UCC and Article 91 DA define the cases and conditions in which the debtor's obligation to pay duty should be suspended because the customs debt was incurred under Article 79 UCC and there is more than one debtor. It is for the other Contracting Parties to decide whether to adopt similar provisions on debt arising in their own territory.

82 , this is 'as soon as the customs authorities are in a position to determine the amount of import or export duty payable and take a decision thereon' (Article 102(3) Code).

guarantee provided by the guarantor;

- the debt has not yet been extinguished, e.g. by being paid, or it can still arise;
- the amount of the debt due does not exceed the maximum amount guaranteed by the guarantor⁸³;
- the guarantor has not been released from their obligations because the competent authority failed to send the notification within the prescribed period.

*Article 117(3)
Appendix I to the
Convention*

The guarantor may therefore not be released from their obligations while their undertaking may still be called in as described above.

Article 98 UCC

Article 85(3) DA.

VIII.2.4.5.2 Limitation of liability by the guarantor

*Point 2 guarantee
document
Annex C4
Appendix II to the
Convention*

In the case of a comprehensive guarantee, the guarantor may limit their liability, in the event of successive claims for payment, to the maximum amount that they have specified. However, this limit only applies to transit operations that commenced before the thirtieth day after an earlier claim for payment. This is to keep the financial risks of the guarantor within acceptable limits. The consequence is, however, that for operations starting within the month following the claim, guarantee coverage may be insufficient.

Annex 32-03 DA

Example:

The guarantee document sets a maximum amount of EUR 50 000. The guarantor receives a first claim for payment for an amount of EUR 40 000 on 15 January and pays that amount.

The guarantor may limit their liability to the balance of EUR 10 000 for any transit operation that commenced before 14 February. It is of no consequence whether this operation commenced before or after 15 January or when they receive the claim for payment.

Article 2, Appendix

However, the guarantor is again liable to pay the amount claimed, up to a maximum of EUR 50 000, if a second claim for payment

83 The guarantor is jointly and severally responsible to pay the sums up to the limit of the maximum amount which may be 100% / 50% / 30% of the reference amount. For further information see Part III – Guarantees.

<i>I to the Convention</i>	relates to a transit operation that commenced on or after 14 February. However, the guarantor may cancel his guarantee undertaking at any time and the cancellation will take effect on the 16th day following the date on which the office of guarantee is notified.
<i>Article 151 IA</i>	
<i>Article 82 DA</i>	

VIII.2.4.5.3 Notifying the guarantor

If the operation has not been discharged, the guarantor must be notified of the non-discharge as follows:

<i>Article 117(2)</i> <i>Appendix I to the Convention</i>	<ul style="list-style-type: none"> • by the competent authorities of the country of departure by using the ‘Guarantor Notification’ (IE023) message or an equivalent letter within 9 months from the date on which the goods should have been presented at the office of destination; and then • by the competent authorities responsible for recovery within 3 years of the date of acceptance of the transit declaration, that s/he is or may still become liable for any amounts guaranteed under the common / Union transit operation in question.
<i>Article 85(1)DA</i>	
<i>Article 117(3)</i> <i>Appendix I to the Convention</i>	
<i>Article 85(2)DA</i>	<p>The first notification⁸⁴ must state the number and acceptance date of the transit declaration, the name of the customs office of departure, the holder of the procedure and the notification text. If an equivalent letter is used instead of the IE023, the same structure is recommended.</p> <p>The second notification must state the number and acceptance date of the transit declaration, the name of the customs office of departure, the name of the holder of the procedure and the amount involved.</p>
<i>Article 10(1)</i> <i>Appendix I to the Convention</i>	To facilitate claims against the guarantor, s/he is required to be established in the Contracting Party where the guarantee for a given common transit operation is provided, and to give an address for service or appoint an agent in each of the Contracting Parties involved in that operation.
<i>Article 82(1)DA</i>	If the Union is one of the Contracting Parties, the guarantor must indicate a service address or appoint an agent in each Member State. Since the competent authority responsible for recovery is not always that of the country where the guarantee was provided, the information (name and address) on the guarantor or their agent in that country is not necessarily available to the authority responsible for recovery.

⁸⁴ This information is included in the ‘Guarantor Notification’ (IE023) message.

The ‘Query on Guarantees’ (IE034) message must be used in such cases and the reply given with the ‘Response Query on Guarantees’ (IE037) message⁸⁵.

If the ‘Recovery Request’ (IE150) message has been sent by the office of departure it can include the information on the guarantor and its service address in the country of the authority responsible for recovery.

*Article 117(4)
Appendix I to the
Convention*

Note:

Article 85(3)DA

The guarantor will be released from its obligations if either of the notifications have not been issued to it before the expiry of the time limit.

CUSTOMS

If the guarantor is not responding through its ‘service address’, the competent authority responsible for recovery should contact the customs office of guarantee directly.

VIII.2.4.6 Calculation of the amount of the debt

This depends on:

- the duties and other charges that make up the debt – which in turn depends on the transit procedure involved; and
- the other chargeable events that have to be taken into consideration.

The duties and/or other charges will differ depending on the transit arrangement used and the conditions giving rise to the debt (the place where the debt is incurred). The following (excluding preferential import arrangements) are typical situations:

Common transit

Situation 1:

Common transit operation involving goods in free circulation in a Contracting Party⁸⁶

⁸⁵ Or, in the business continuity procedure the TC30 letter requesting addresses (see model in Annex 8.3) should be used in such cases.

Example 1A:

T2 procedure combined with intra-Union delivery [Union - Switzerland - Union]⁸⁷ (Article 2(3) of the Convention)

- if the events which generate a debt incurred in the Union: no duties are due (because these are Union goods), other charges might be due depending on the rules on national taxes applicable to the goods;
- if a debt is incurred in Switzerland: the debt is recoverable in Switzerland (duties and other charges).

Example 1B:

T2 procedure combined with export [Union - Norway]

- if the events which generate a debt incurred in the Union: no duties are due (because these are Union goods – no change of the status of the goods), other charges might be due depending on the rules on national taxes applicable to the goods. And the preceding export procedure and related measures must be invalidated;
- if a debt is incurred in Norway: the debt is recoverable in Norway (duties and other charges).

Articles 148(5) DA

Example 1C:

Article 340 IA

T1 procedure combined with export of goods subject to certain export measures⁸⁸ [Union - Switzerland] (Article 2(2) of the Convention)

- if the events which generate a debt occurred in the Union: no duties are due (because these are Union goods), other charges might be due depending on the rules on national taxes applicable to the goods. And the preceding export procedure and related measures must be invalidated;
- if a debt is incurred in Switzerland: the debt is recoverable in Switzerland (duties and other charges).

Situation 2:

86 Goods are considered to be in free circulation in a Contracting Party starting a common transit operation and when they arrive in another Contracting Party they are treated as T₂ goods (i.e. Union goods moved under a T₂ common transit procedure).

87 This is also a T₂ internal Union transit procedure of the type referred to in Article 227 (2)(a) UCC and Article 293 IA.

88 This situation refers to Article 226 (2) UCC and Article 189 DA covering goods subject to certain export measures.

Common transit operation involving goods from third countries or other Contracting Parties⁸⁹

- duties and other charges are due in the country where a debt was incurred.

Union and/or common transit

*Articles 226(1),
UCC*

Situation 1:

T1 external Union transit operation involving non-Union goods

- duties (customs debt) and other charges are payable in the Member State where the debt is incurred or deemed to be incurred.

Article 227 UCC

Situation 2:

T2 internal Union transit operation

This is a T2 internal Union transit operation between two points within the Union, via a third country other than a common transit country. This type of operation maintains the Union status of goods without suspending any duties or other charges for the Union or its Member States.

- no duties are due in the Union, however other charges might be due depending on the rules on national taxes applicable to the goods.

Article 227 UCC

Situation 3:

Article 1(35)DA

T2F internal Union transit operation

- no duties (customs debt) are payable but other charges are due in the Member State where the debt was incurred.

The taxation elements to be taken into consideration are those relating to the goods listed in the transit declaration. They must be charged at the rates in force at the time the debt is incurred in the country in which it is incurred. They are calculated using the details given in the declaration and any other information provided, for instance by the authorities involved, the holder of the procedure or any documents subsequently obtained.

⁸⁹ For the Union: "non-Union goods" moved under the T1 common transit procedure (Articles 226(1) UCC).

VIII.3 Recovery of the debt

This chapter deals with:

- identifying the authority responsible for recovery;
- the recovery procedure; and
- the subsequent identification of the place where a debt arose.

VIII.3.1 General analysis

The legal basis governing the competency for the recovery procedure is based on the principle that the competent authority of the country of departure is responsible and plays the key role in initiating the recovery procedure, in finding the competent country for these tasks, or, if applicable, in accepting a request for handing over competency.

VIII.3.2 Identifying the authority responsible for recovery

VIII.3.2.1 Authority responsible for recovery

*Article 114(3)
Appendix I to the
Convention*

It is essential for the good management of the procedure and the financial consequences of such management to identify the authority responsible for recovery. The authority responsible is that of the country where the debt was incurred or is deemed to have been incurred.

Article 101(1) UCC

This authority is responsible for recovering both the debt and other charges. However, if the place where the debt was incurred has been assumed (the competent authority of the country of departure is responsible by default), this authority is simply the first in line and responsibility may shift to another authority if the actual place of the debt is later correctly identified. If this happens, the next steps depend on whether more than one Contracting Party or only EU Member States are involved (see Section VIII.3.3).

VIII.3.2.2 Place where the debt arises

There is no specific rule on how to determine the place where the debt arises. Any method (customs records, documents presented by the holder of the procedure, etc.) may therefore be used provided it is satisfactory to the authority of the country in question.

VIII.3.2.2.1 Place where the events giving rise to the debt occur

<i>Article 114(1)(a) Appendix I to the Convention</i>	In principle this depends on determining the place where the events giving rise to a debt actually occurred.
<i>Article 87(1) 2nd paragraph UCC</i>	Depending on the event that gave rise to the debt, the place where the debt was incurred will therefore be where the goods were unlawfully removed from the procedure, where an obligation was not met or where one of the conditions for placing the goods under the procedure was not fulfilled.
<i>Article 114(1) (b) Appendix I to the Convention</i>	However, identification is not always possible. The law therefore allows the place where the debt was incurred to be assumed when the actual place cannot be determined. It may be assumed to be:
<i>Article 87(1) 3rd paragraph</i>	<ul style="list-style-type: none">• the place where the competent authorities conclude that the goods were in a situation which gave rise to the debt; or• as a last resort, either in the country responsible for the last office of entry at which a ‘Notification Crossing Frontier’ (IE118) message is found to have been lodged at a customs office of transit or, failing this, in the country responsible for the customs office of departure.
<i>Article 114(2) Appendix I to the Convention</i>	
<i>Article 87(1) 3rd paragraph UCC</i>	

VIII.3.2.2.2 Place where the competent authorities conclude that the goods were in a situation giving rise to the debt

<i>Article 114(1) (b) Appendix I to the Convention</i>	This conclusion implies that the customs authorities must know the whereabouts of the goods. Simply concluding that a debt has been incurred without knowing where the goods are is not enough to allocate responsibility for recovery. This avoids the possibility of several authorities concluding that a given debt has arisen under their jurisdiction.
<i>Article 87(1) 3rd paragraph UCC</i>	

VIII.3.2.2.3 Place determined by default

<i>Article 114(2) Appendix I Convention</i>	The rule for the competent authority determining the place where a debt was incurred comes into play:
<i>Article 87(2) UCC</i>	<ul style="list-style-type: none">• within the seven months of the time limit for arrival of the goods at the office of destination, or,• one month from the expiry of the 28-day time limit given to the holder of the procedure to provide information (after initiating the enquiry procedure) where the holder of the procedure has provided insufficient or no information to the request by the
<i>Article 77 DA</i>	

competent authority of the country of departure;
if it has proved impossible to determine the place either by establishing where the events actually took place or by the authorities' conclusion that the goods were in a situation giving rise to the debt.

Application of this rule depends directly on the outcome (or lack of outcome) of the enquiry procedure. However, as a last resort, but in view of the comments above on determination of the actual place or the goods' situation this method will apply to most.

If no other place has been identified at the end of the seven months, the debt is deemed to have arisen as detailed below:

in common transit:

- either in the country responsible for the last customs office of transit on entry at which a message 'Notification Crossing Frontier' (IE118) (or in business continuity procedure TC10 Transit advice note) has been lodged;
- or, failing that, in the country responsible for the customs office of departure.

Example:

– *Common transit operation (a common transit country involved)*

[Union (Germany) – Switzerland - Union (France)]

Situation I:

if the last message 'Notification Crossing Frontier' (IE118) (or in business continuity procedure the TC10 Transit advice note) was lodged at a customs office of transit on entry into Switzerland, Switzerland becomes the place where the debt is deemed to be incurred.

Situation II:

if the last message "Notification Crossing Frontier" (IE118) (or in business continuity procedure the TC10 Transit advice note) was lodged at a customs office of transit on entry into the Union in France, France becomes the place where the debt is deemed to be incurred.

Situation III:

if no message 'Notification Crossing Frontier' (IE118) (or in

business continuity procedure the TC10 Transit advice note) is found, Germany is deemed to be the place where the debt was incurred because it is the country of departure.

in Union transit:

- either at the place where the goods were entered for the procedure (Member State of departure);
- or at the place where the goods entered the Union customs territory under cover of the procedure which was suspended in the territory of the third country.

Examples:

– *Union transit operation not passing through a third country or a common transit country*

[Denmark – Germany - France - Spain]

No transit office is involved. As the country of departure, Denmark will be deemed to be the place where the debt was incurred.

– *Union transit operation passing through one or more third countries other than common transit countries and involving transit offices on departure from and entry into the Union*

[Union (Romania) – Ukraine – (Union)⁹⁰ Poland]

Situation I:

If a ‘Notification Crossing Frontier’ (IE118) message (or in the case of a business continuity procedure, a TC10 Transit advice note) was lodged at a transit office where the goods in question entered Poland under the procedure, Poland is deemed to be the place where the debt was incurred.

Situation II:

If no ‘Notification Crossing Frontier’ (IE118) message (or in the case of a business continuity procedure, no TC10 Transit advice note) is found, Romania (the country of departure) is deemed to be the place where the debt was incurred.

Article 5

NB: If a ‘Notification Crossing Frontier’ (IE118) message (or in the case of a business continuity procedure, a TC10 Transit advice note)

⁹⁰ This is also an external common transit procedure of the type referred to in Article 5 of the Convention.

Convention was lodged at a customs office of transit upon exit from the Union (Greece) but none was lodged upon entry into Turkey, no debt is deemed to have been incurred as any unlawful removal of the goods did not take place under cover of the Union transit procedure but in a third country in whose territory the procedure (and customs supervision by the competent authorities of the countries involved) is suspended. This situation may follow the conclusion of the enquiry procedure (for further details on enquiry procedure see Part VII).

VIII.3.3 Recovery procedure

*Article 114
Appendix I to the
Convention* The competent authority of the country of departure must determine its findings within the stipulated time limits (see Section VIII.3.2.2.3.).

Article 87 UCC Member States:

Article 77 DA

Article 105 UCC The customs debt must be entered in the accounts within 14 days of the expiry of the 7-month time limit for the goods to arrive at their destination.

VIII.3.3.1 Information exchange messages

To exchange additional information or to ask questions about a specific movement, the 'Enquiry & Recovery Information' (IE144) message and the 'Enquiry & Recovery Information Request' (IE145) message can be sent at any point during the enquiry and recovery procedure.

This information exchange can be initiated either by the customs office of departure or the customs office of destination; no reply is needed (not coupled messages) in order to continue the procedure.

Message IE144 is used by the customs office of departure; message IE145 is used by the customs office of destination.

If it is necessary to include some additional paper documents, they can be sent by other means (fax, email, post, etc.) directly to the contact person indicated in the messages, with a clear reference to the MRN of the movement they belong to and, if sent via paper means, under cover of TC20A form (a model is provided in Annex VII.8.4).

VIII.3.3.2 Exchange of information and co-operation with a view to recovery

<i>Article 13a Convention, Appendix IV to the Convention Council Directive 2010/24/EU</i>	Unless it is possible to determine immediately and unambiguously the actual place where the event giving rise to a debt occurred (unlawful removal, failure to comply with a condition), the competent authority is determined on the basis of assumptions.
<i>Article 118, first paragraph Appendix I to the Convention Article 165(2)IA Article 118 2nd paragraph Appendix I to the Convention Article 165 IA</i>	<p>Countries must assist each other, not just at the actual recovery stage but also before that, at the stage of determining the authority responsible for recovery. This means effectively applying the rules for informing the holder of the procedure that their procedure has not been completed as well as the rules governing the enquiry procedure (See Part VII).</p> <p>In addition, such mutual assistance must be maintained once the authority responsible for recovery has been determined. That authority must keep the customs office of departure and the customs office of guarantee informed of the action taken to recover the debt by using the ‘Recovery Dispatch Notification’ (IE152). To comply with this requirement, the authority must communicate any legally significant steps it has taken that have a bearing on recovery (prosecution, enforcement, payment).</p> <p>The <u>list of authorities responsible for recovery</u> in each country is shown on the Europa ‘Transit-COL’ homepage (http://ec.europa.eu/taxation_customs/dds2/col/col_home.jsp?Lang=en) for the NCTS movements and in Annex VIII.8.1 for movements started under the business continuity procedure.</p> <p>Such exchanges of information are all the more important when the authority identified as being responsible for recovery is not the authority of the country of departure with responsibility for initiating and monitoring the enquiry procedure. If different authorities are involved, it is important that the authority initiating the enquiry procedure can be sure that any results it obtains are actually taken into account in determining the authority responsible for recovery. This approach will prevent the initiation of several recovery proceedings for the same debt and any delays in notifying the debtor and the guarantor - and therefore the waste of resources. This also applies if the authority of a country of destination or of a transit country considers that - even before or independently of receiving an enquiry notice - it possesses information (evidence of events giving rise to a debt or goods discovered in a situation giving rise to a debt) which</p>

would establish that country as the one responsible for recovery.

VIII.3.3.3 Recovery request from the competent authority of departure

To determine unequivocally which authority is responsible for recovery, the competent authority of the country of departure must initiate the enquiry procedure, unless it can be established that no other countries were involved in the transit operation.

Article 50(1)
Appendix I to the
Convention

Article 311 (1)IA

Article 114
Appendix I to the
Convention

Article 77 DA

When the competent authority of the country of departure obtains evidence by whatever means about the place where the customs debt arises before the expiry of the time limit for starting the recovery procedure at departure, and this place seems to be in another Member State or Contracting Party, the ‘Recovery Request’ (IE150) must be sent immediately to this authority to possibly hand over competency for recovery (see also Section VIII.3.2.2.3). The competent authorities of the country of destination can then either accept or refuse the request (see Section VIII.3.3.5).

VIII.3.3.4 Recovery request from another competent authority

Any authority of a country involved in a transit operation that discovers a situation which, under the procedure, unequivocally gives rise to a debt in its own country (e.g. unlawful removal of goods during carriage, failure to fulfil a condition) must request the competent authority of the country of departure to hand over competency to initiate the recovery procedure.

A finding that goods have ‘disappeared’ in the course of carriage or were missing at destination - unaccompanied by any information about the place where they were unlawfully removed or where they may be found - is not sufficient to establish that the authority of the country which made the finding is the authority responsible for recovery. Here, the competent authority of the country which made the finding must request the competent authority of the country of departure by sending either:

- the ‘Enquiry Response’ (IE143) message with response code ‘4’ (Request for Recovery at Destination) if they have notified their responsibility as part of an enquiry procedure; or
- the ‘Recovery Request’ (IE150) message asking for transfer of competency if they have discovered goods in a situation giving rise to a debt in their own country. This IE150 message can be sent from any office considering itself competent for recovery at

any time during the procedure (after release for transit and until the status of the movement is ‘Under recovery procedure’).

Business continuity procedure

In the business continuity procedure, any authority of a country involved that discovers a situation which gives rise to a debt in its own country must inform the authority of the country of departure by sending an ‘Information notice’ (TC24) message that complies with the model provided in Annex VIII.8.2. that it wants to take over the responsibility for recovery. This information must reach the competent authority of the country of departure before the expiry of the deadline. This authority must acknowledge receipt of the communication without delay and indicate whether the requesting authority is responsible for recovery by returning the completed TC24 message.

VIII.3.3.5 Recovery acceptance by the requested authority

Article 115, Appendix I to the Convention

Article 87(4) UCC

Article 311 IA

The competent authority requested to recover, or to hand over the competency to recover, must answer the request by sending the ‘Recovery Acceptance Notification’ (IE151) message indicating ‘Yes’ or ‘No’ for the transfer of the competency (if there is no IE118 message or IE006 is lodged). If the answer is ‘No’, the competency stays with the country of departure. If the answer is ‘Yes’, the competency is transferred to the country accepting the request, and that country should initiate the recovery procedure. The country of departure should inform the holder of the procedure accordingly. The ‘Recovery Acceptance Notification’ (IE151) message must be sent within 28 days.

If the customs debt is less than EUR 10 000, even if the customs office competent for recovery is not the customs office of departure (i.e. it is the customs office of destination or of transit), that customs office should first send the IE150 message to the customs office of departure, which always replies with the IE151 message indicating ‘Yes’. The customs office competent for recovery then enters the reference to Article 87(4) of the Code⁹¹ into the IE150 message. The competency cannot be changed by the customs office of departure, but that customs office has to be informed to properly supervise the entire recovery procedure.

⁹¹ Union transit procedure only.

Note:

Common transit operations (example: Italy – Switzerland – Germany):

If a 'Notification Crossing Frontier' (IE118) message is found to have been lodged at a transit office upon entry into another Contracting Party (in Switzerland; and no IE118 message has been lodged upon entry into Germany) that authority should accept the request for recovery and send the 'Recovery Acceptance Notification' (IE151) message indicating 'Yes' for the transfer of the competency without delay (within 28 days at the latest). The country accepting the responsibility will then start the recovery procedure.

Union transit operations between two points in the Union customs territory via a third country (example: Union (Poland) – Ukraine – Union (Romania))

If a 'Notification Crossing Frontier' (IE118) message is found to have been lodged at a transit office in another Member State (Romania) and the competent authority of the country of departure has concluded that Member State to be responsible for recovery, the authority receiving the 'Recovery Request' (IE150) must accept the request for recovery and send the 'Recovery Acceptance Notification' (IE151) message indicating 'Yes' for the transfer of the competency without delay (within 28 days at the latest). The Member State accepting the responsibility will then start the recovery procedure.

Union transit operations between two points in the Union customs territory

(example: Lithuania-France)

If the customs authority of the country of destination established a customs debt to be incurred, but that debt is lower than EUR 10 000, that authority sends the 'Recovery Request' (IE150) with a reference to Article 87(4) of the Code to the customs authority at departure, asking for transfer of competency. The authority receiving that message must accept that request and send the 'Recovery Acceptance Notification' (IE151) message indicating 'Yes' for the transfer of the competency without delay (within 28 days at the latest). The Member State accepting the responsibility will then start the recovery procedure.

CUSTOMS

No reply to the recovery request

If the requested competent authority at destination does not react, either by sending the 'Enquiry Response' (IE143) message or by taking over responsibility for recovery by

sending the 'Recovery Acceptance Notification' (IE151) message within the agreed time limit (28 days at the latest), the local transit liaison officers (see Transit Network Address Book on the Europa website) of the requested country should be informed with the necessary proof in order to take action, since competency should be taken over by the requested authority. If that does not have the necessary impact, then the national helpdesk and national transit coordinator of the country of departure should be informed in order to take action. In any case, the competent authority of the country of departure must ensure that the competency is accepted before revoking its recovery measures. The same procedure applies if the competent authority for recovery is situated in a transit country (i.e. if the 'Notification Crossing Frontier' (IE118) message was sent to the customs office of departure, but the goods were not delivered to the place of destination). It has to be borne in mind that there is a legal obligation to answer these messages.

VIII.3.3.6 Communicating the start of the recovery procedure

When the competency for recovery has been determined with the exchange of the 'Recovery request' (IE150) and 'Recovery Acceptance Notification' (IE151) messages, the authority of the country of departure has to send the 'Recovery Communication' (IE063) message to all offices that have received a IE001, IE003, IE050 or IE115 message related to that movement, informing them to no longer expect a movement with that MRN. This communication informs the offices concerned that the movement will not arrive and is 'Under recovery procedure' and that the use of the 'Arrival Advice' (IE006), 'Control Results' (IE018), 'Recovery request' (IE150) and 'Recovery Acceptance Notification' (IE151) messages are blocked. Information messages IE144 and IE145 (see Section VIII.3.3.1) can still be exchanged until the recovery is completed.

A notification has to be made:

- to the holder of the procedure by sending the 'Recovery Notification' (IE035) message or an equivalent letter, and,
- to the guarantor by sending the 'Guarantor Notification' (IE023) message or an equivalent letter (for further information see Section VIII.2.4.5.3).

The 'Recovery Notification' (IE035) message to the holder of the procedure states the number and acceptance date of the transit declaration, the name of the customs office of departure, the name of the holder of the procedure and the amount and currency claimed.

On the other hand, the competent authority of the country of departure, as a result of its findings or reacting to incoming ‘Enquiry Response’ (IE143) messages indicating code ‘4’, ‘Recovery Request’ (IE150) messages or sufficient information, has to transfer responsibility to another Member State or Contracting party or to accept responsibility itself.

At the end of the procedure (when all duties and taxes are collected) the authority responsible for recovery (if not the country of departure) has to inform the competent authority of the country of departure about recovery of the debt by sending the ‘Recovery Dispatch Notification’ (IE152) message. The competent authority of the country of departure forwards or sends the IE152 message to all offices involved in the movement (except to the one that has sent it).

VIII.3.4 Subsequent identification of the place where a debt arose

*Article 114(1)
Appendix I to the
Convention*

The result of the process of identifying the competent authority by default may turn out to be provisional, but this does not invalidate any steps already taken to recover the debt in question.

Article 87 UCC

VIII.3.4.1 New evidence after the initiation of recovery proceedings

Sometimes the place is not identified until some time has elapsed, when it turns out that a different authority should have been the one responsible for recovery.

*Article 115
Appendix I to the
Convention*

Any means may be used to provide the authority, initially determined as having the responsibility for recovery, with evidence of the place where the debt actually arose.

*Articles 311 and
167 (1) IA*

If such evidence is provided and the ‘Recovery Request’ (IE150) and ‘Recovery Acceptance Notification’ (IE151) messages have already been exchanged in order to transfer the competency for recovery, the original competent authority stays competent within the NCTS (cancelling the IE151 message is not possible) and reports the case duly in its NCTS for later possible questions/proof. The ‘Enquiry & Recovery Information’ (IE144) and ‘Enquiry & Recovery Information Request’ (IE145) messages can be used for this purpose.

The authority initially determined for recovery must immediately

provide the authority presumed responsible for the recovery with all the relevant documents, including a copy of the proven facts, by sending a TC25 recovery notice that complies with the model provided in Annex VIII.8.2. The new authority must acknowledge receipt of the communication and indicate within 3 months of sending the TC25 whether it accepts responsibility for recovery by returning the completed TC25 to the authority initially determined for recovery. If no such reply is received within the three-month period, the authority initially determined as responsible must pursue its recovery efforts.

After the collection of the debt, this new office informs the original competent authority about the completion of the recovery procedure in order to allow the original competent authority to send the ‘Recovery Dispatch Notification’ (IE152) message to the customs office of departure, which will forward it to all other involved offices to close the movement in all the systems.

VIII.3.4.2 New competent authority and new recovery measures

*Article 115,
Appendix I to the
Convention*

If the new authority accepts the transfer of responsibility it must initiate its own debt recovery measures.

*Articles 311 and
167 (1) and (3) LA*

If the new authority is competent, it must immediately inform the original competent authority (even after expiry of the three-month period mentioned above), which will then suspend its recovery measures if these have not already resulted in payment of the amounts concerned. The ‘Enquiry & Recovery Information’ (IE144) and ‘Enquiry & Recovery Information Request’ (IE145) messages can be used for this purpose.

If the original competent authority and the new authority are authorities of different EU Member States, the new recovery action will involve recovery of other charges only (because two different tax territories are involved), there being no customs debt to recover as both Member States are part of the same customs territory.

On the other hand, if the authorities and places belong to two different Contracting Parties, both duty (because different customs territories are involved) and other charges (because different tax territories are involved) have to be recovered.

VIII.3.4.3 Consequences for the original recovery

*Article 118
Appendix I to the
Convention*

Once the new authority responsible for recovery has completed recovery proceedings and sent the ‘Recovery Dispatch Notification’ (IE152) message, the original competent authority for recovery:

Article 165 IA

- either annuls the recovery measure it initiated but did not complete (and then suspended); or
- repays the sums it has already recovered to the debtor (or guarantor).

Note:

If the authorities and places belong to the same Contracting Party only the charges collected other than customs duty shall be repaid.

VIII.3.4.4 Consequences for the recovery

VIII.3.4.4.1 Notifying the customs offices of departure and guarantee of recovery or discharge

*Article 118
Appendix I to the
Convention*

The authority responsible for recovery must inform the customs office of departure of the collection of duties and other charges using the ‘Recovery Dispatch Notification’ (IE152) message, so that the customs office of departure can send the ‘Recovery Dispatch Notification’ (IE152) message to all offices involved in the movement. The sending of message IE152 by the customs office of departure discharges the movement in the system.

Article 165 IA

Furthermore, the customs office of departure informs the customs office of guarantee using the ‘Credit Reference Amount’ (IE209) message and, if it has not already been done, informs the holder of the procedure using the ‘Recovery Notification’ (IE035) and ‘Write-off Notification’ (IE045) messages.

VIII.3.4.4.2 Notifying the guarantor of recovery or discharge

*Article 117(4)
Appendix I to the
Convention*

If a guarantor has been notified that one of their client’s movements has not been discharged, the competent authority responsible for recovery must later inform them if the debt is subsequently recovered (from the debtor) or the procedure is subsequently discharged, by using the ‘Write-off Notification’ (IE045) message or an equivalent letter.

Article 85 DA

VIII.4 Specific situations (pro memoria)

VIII.5 Exceptions (pro memoria)

VIII.6 Specific national instructions (reserved)

VIII.7 Restricted part for customs use only

VIII.8 Annexes

VIII.8.1 List of authorities responsible for recovery in the business continuity procedure

For the latest version of this list, please click on the following link:

EUROPA:

https://ec.europa.eu/taxation_customs/business/customs-procedures/what-is-customs-transit/common-union-transit_en

VIII.8.2 TC24 information notice and TC25 recovery notice

TC24 UNION/COMMON TRANSIT INFORMATION NOTICE DETERMINATION OF THE AUTHORITY RESPONSIBLE FOR RECOVERY in accordance with Articles 311 and 167 IA/Article 115, Appendix I to the Convention	
1. Requesting authority Name and full address: Reference No.: Fax: E-Mail:	2. Requested authority Name and full address:
3. Transit Declaration No.: Office of departure: Date: Enquiry procedure has been initiated : <input type="checkbox"/> Yes Date: Reference: <input type="checkbox"/> No	
4a. Request <input type="checkbox"/> The requesting authority of the country of departure hereby notifies that the requested authority will be responsible for the recovery of the debt in relation to the transit operation referred to above. This is based on the following facts: The following documents are attached: Information on the guarantor:	

4b. Request

☐ The requesting authority of a country other than the country of departure hereby notifies that it will be responsible for the recovery of the debt in relation to the transit operation referred to above. This is based on the following facts:

.....
.....The following documents are attached:

.....
.....

5. For the requesting authority

Place:

Date:

Signature :

Stamp

6a. Receipt and reply to request in box 4a. (to be returned to the requesting authority)

☐ ☐ The requested authority of a country other than the country of departure acknowledges receipt of the communication and:

☐ ☐ confirms that it is responsible for recovery of the debt in relation to the transit operation referred to above.

☐ ☐ notifies that it is not responsible for recovery of the debt in relation to the transit operation referred to above. This is based on the following facts:

.....
.....

6b. Receipt and reply to request in box 4b. (to be returned to the requesting authority)

☐ ☐ The requested authority of the country of departure acknowledges receipt of the communication and:

☐ ☐ confirms that the requesting authority is responsible for recovery of the debt in relation to the transit operation referred to above.

☐ ☐ notifies that the requesting authorities are not responsible for recovery of the debt in relation to the transit operation referred to above. This is based on the following facts:

.....
.....

Information on the guarantor:

7. For the requested authority

Place:

Date:

Signature :

Stamp

TC25 UNION/Common Transit	
Recovery Notice	
Determination of the Authority Responsible for Recovery in accordance with Articles 31and 167 IA/Article 115), Appendix I to the Convention	
1. Requesting authority Name and full address: Reference No.: Fax: E-Mail:	2. Requested authority Name and full address:
3. Transit Declaration No.: Office of departure: Date: Enquiry procedure has been initiated : <input type="checkbox"/> Yes Date: Reference: <input type="checkbox"/> No	
4. Request The requesting authority hereby notifies that the requested authority will be responsible for the recovery of the debt in relation to the transit operation referred to above. This is based on the following facts: The following documents are attached:	
5. Information on the guarantor 	
6. For the requesting authority Place: Date: Signature :	

7. Receipt (to be returned to the requesting authority)

The requested authority acknowledges receipt of the communication and notifies that

☐ it is responsible for recovery of the debt in relation to the transit operation referred to above.

☐ it is not responsible for recovery of the debt in relation to the transit operation referred to above. This is based on the following facts:

.....
.....

8. For the requested authority

Place:

Date:

Signature :

Stamp

VIII.8.3 TC30 request for address(es)

TC30 Union/common transit guarantee: request for address(es)	
1. Requesting authority Name and full address :	2. Requested authority Name and full address
3. <input type="checkbox"/> Comprehensive guarantee certificate No. <input type="checkbox"/> Individual Guarantee Voucher No. Name and address of the holder of the procedure 	
4. Will you please complete the items below and return the form to me. a) Name and address of guarantor: b) Name and address of guarantor's correspondent in (country of office requesting the information) c). References (if any) to be quoted in letter to guarantor's correspondent:	
5. For the requesting authority Place: Date: Signature: <div style="text-align: right;">Stamp</div>	6. For the requested authority Place: Date: Signature: <div style="text-align: right;">Stamp</div>

PART IX – THE TIR PROCEDURE (APPLICABLE WITHIN THE UNION)

Part IX deals with the movement of goods under cover of a TIR carnet.

Paragraph IX.2 deals with authorisations of the guaranteeing association and TIR carnet holders.

Paragraph IX.3 describes a TIR guarantee system in the context of how it applies within the Union.

Paragraph IX.4 describes actions to be taken at the customs office of departure or entry and discrepancies.

Paragraph IX.5 describes actions to be taken at the customs office of destination or exit, incidents, irregularities, and the discharge of the TIR operation.

Paragraph IX.6 describes enquiry and recovery procedures.

Paragraph IX.7 describes an authorised consignee facility.

Paragraph IX.8 contains annexes to Part IX.

IX.1 TIR (Transport Internationaux Routiers)

This paragraph provides information about:

- background and legislation (Paragraph IX.1.1);
- the principles of the TIR system (Paragraph IX.1.2).

IX.1.1 Background and legislation

*Articles 226 (3)(b)
and 227(2)(b) UCC*

The principal legislation governing the TIR procedure is the Customs Convention on the International Transport of goods under cover of TIR Carnets (TIR Convention 1975), drawn up under the auspices of the United Nations Economic Commission for Europe (UNECE). The TIR Convention was approved on behalf of the European Union by Council Regulation (EEC) No 2112/78 of 25 July 1978 and entered into force in the Union on 20 June 1983. A consolidated version of the TIR Convention was published as an Annex to Council Decision 2009/477/EC of 28 May 2009. The Convention is regularly updated and the Commission publishes amendments to it in the Official Journal of the European Union,

indicating the date of entry into force.

Internal Union rules on the movement of goods within the Union under cover of the TIR procedure are described in the UCC and its implementing act (Articles 163-164, 167-168, 274-282) and delegated act (Articles 184, 186-187).

As of 17 July 2020, the TIR Convention has 76 Contracting Parties including the European Union and its 27 Member States. However, a TIR operation is possible only in countries with an authorised guaranteeing association (63 countries as of 23 January 2020).

Under Union legislation, the TIR procedure can be used in the Union only for a transit movement which begins or ends outside the customs territory of the Union, or is effected between two points in the customs territory of the Union through the territory of a third country.

IX.1.2 The principles of the TIR system

The TIR system is built on five main pillars:

- goods movement in approved vehicles displaying TIR plates or containers under a customs seal;
- throughout the TIR transport, duties and taxes due on the goods are suspended and secured by a chain of internationally valid guarantees. The national guaranteeing association of each Contracting Party guarantees payment of the secured amount of the customs debt and other charges which may become due in the event of an irregularity occurring in that country in the course of the TIR operation. Each Contracting Party sets its guarantee limit, but the recommended maximum amount to be claimed from each national association in the event of an irregularity is EUR 100 000 (for the Union: EUR 100 000 or the equivalent thereof in national currency);
- a TIR carnet is a customs declaration for the transport of goods. It provides proof of the existence of the guarantee. TIR carnets are distributed to national guaranteeing associations by the international organisation authorised by the TIR Administrative Committee (currently the International Road Transport Union (IRU)). The TIR carnet is valid for one TIR transport only. It is taken into use in the country of departure and enables customs control in the Contracting Parties of departure, transit and

destination;

- customs control measures taken in the country of departure are accepted by the countries of transit and destination. Consequently, goods carried under the TIR procedure in sealed vehicles or containers will not as a general rule be examined at customs offices in countries of transit;
- as a means of controlling access to the TIR procedure, national associations wishing to issue TIR carnets and persons wishing to utilise TIR carnets must comply with minimum conditions and requirements and must be authorised by the competent authorities (usually customs) of the country where they are established.

IX.2 Authorisations

This paragraph provides information about:

- authorisation of guaranteeing associations (Paragraph IX.2.1);
- authorisation of TIR carnet holders (Paragraph IX.2.2).

IX.2.1 Authorisation of guaranteeing associations

Article 228 UCC

*Article 6.1 and
Annex 9, Part I
TIR Convention*

For the purposes of the TIR Convention, the European Union is considered to be a single territory. One of the prerequisites of TIR is that each country or territory that uses the system must be covered by the international guarantee system. Consequently, the national guaranteeing associations must be authorised in accordance with the TIR Convention.

The TIR Convention lays down the minimum conditions and requirements that must be met before a guaranteeing association can be authorised to issue TIR carnets.

IX.2.1.1 The authorisation process

*Annex 9, Part I
paragraph 1 TIR
Convention*

There are two distinct elements to the authorisation: the basic criteria for authorisation and the establishment of a written agreement or any other legal instrument between the guaranteeing association and the customs authorities.

IX.2.1.2 The criteria for authorisation

*Annex 9, Part I
Paragraph 1(a) to
(d) TIR Convention*

The criteria for authorisation cover a number of technical and factual issues, including proof of experience and knowledge, sound financial standing and a good compliance record. In general, these criteria are very similar to those applied in respect of the Union/common transit procedures concerning the authorisation to use a comprehensive guarantee (see Part III for details on guarantees).

IX.2.1.3 Written agreement

*Annex 9,
Part I
Paragraph
h 1 (e)
TIR
Conventi
on*

The written agreement or other legal instrument includes an undertaking comprising a range of obligations that must be met by the guaranteeing association.

To ensure a high level of harmonisation, Annex IX.8.7 sets out a model of the written agreement, containing minimum conditions and requirements that may be applied between the customs authorities of the Union and their national guaranteeing associations.

IX.2.1.4 Monitoring of the authorisation

In the interests of good governance, the authorisation to ascertain whether the guaranteeing association remains eligible for authorisation and provides assurance that the conditions and requirements of the authorisation remain appropriate and necessary, taking into account, as appropriate, any changes in the circumstances notified by the guaranteeing association.

IX.2.2 Authorisation of TIR carnet holders

Controlled access to using the TIR system is one of the pillars of the TIR system.

*Article 1(o) TIR
Convention*

Article 184 DA

*Articles 273, 276
IA*

The term ‘Holder’ (TIR carnet holder) means the person to whom an authorisation for operating under the TIR system has been granted and on whose behalf the TIR carnet is presented. The TIR carnet holder is responsible for presenting the vehicle and goods together with the TIR carnet at the customs offices of departure, en route and at the destination. Within the customs territory of the Union, the TIR carnet holder is also responsible for submitting the TIR carnet data for the TIR operation at the customs office(s) of

departure or entry.

*Article 6.4 and
Annex 9, Part II
TIR Convention*

The legal concept of a ‘Holder’ (TIR carnet holder) in the TIR Convention sets out the minimum conditions and requirements to be met before a TIR carnet holder can be authorised to use the TIR system.

IX.2.2.1 The authorisation process

*Annex 9, Part II
Paragraph 3 TIR
Convention*

In practice, the task of assessing whether or not the criteria set out in the TIR Convention have been met is shared between the authorised guaranteeing association and the competent authorities of the country where the applicant is registered. The TIR Convention assigns no specific tasks to either the guaranteeing association or the competent authorities. Rather, it leaves the procedure to be followed to national law, rules and practices.

IX.2.2.2 Sharing the authorisation process

At Union level, the Union Customs Code and its implementing and delegated acts are silent on this matter, so the authorisation procedures to be applied are a matter of national competence.

As a minimum, the guaranteeing association considers all applications for authorisation in the first instance. Following the guaranteeing association’s checks, the application, if supported by the guaranteeing association, should be forwarded to the competent authorities. If the latter are satisfied with the customs authorities’ own and the guaranteeing association’s checks, the customs authorities can then authorise the applicant.

The consultation between the competent customs authority and the guaranteeing association shall be effected via the ITDB.

IX.2.2.2.1 Customs authorities’ checks

Without prejudice to the checks that could be performed by the guaranteeing association, it falls to the competent authority to consider the remaining criterion – ‘the absence of serious or repeated offences against customs or tax legislation’.

While the epithet ‘serious’ would almost certainly apply to infringements of criminal law, this should not preclude the possibility of regarding the commission of administrative and civil

irregularities as also being ‘serious’, in accordance with national practice.

*Annex 9, Part II
Paragraph 1 (d)
TIR Convention*

Similarly, ‘repeated’ should be interpreted not only in terms of the number of offences committed, but also in relation to a time period. It is proposed that three or more offences committed within a period of five years be regarded as ‘repeated’ offences.

IX.2.2.2.2 Monitoring of the authorisation

*Explanatory notes
9.II.4 and 9.II.5
TIR Convention*

Given the pivotal role of the TIR carnet holder in the TIR system, and in particular its role of declarant, it is important that the list of authorised TIR carnet holders maintained in the International TIR Database (the ITDB) be kept up to date. The competent authorities are required to communicate up-to-date information concerning the status of the TIR carnet holders they have authorised to the TIR Executive Board (TIRExB) in a timely fashion. The competent customs authorities must input information about authorisations and withdrawals of authorisations to use TIR carnets directly into the ITDB.

*Annex 9, Part II,
Paragraphs 4 and
5 TIR Convention*

This implies that the authorisations should be subject to continuous monitoring to ascertain whether the TIR carnet holder remains eligible for the authorisation and to ensure that the conditions and requirements attached to the authorisation remain appropriate and necessary.

It is also recommended that inactive authorisations be revoked in all cases where it appears that no TIR carnets have been issued to the TIR carnet holder over a given period (such as one year). The competent authorities must register the end of activity in the ITDB without delay.

The authorisation should be monitored in conjunction with the guaranteeing association. If monitoring reveals any incidence of non-fulfilment of the authorisation, the competent authorities should consider withdrawing the authorisation.

Guaranteeing associations shall also cooperate with competent customs authorities and request modifications (update information on authorised TIR carnet holders) via the ITDB. Such requests be validated by the competent customs authorities.

IX.2.2.3 Withdrawal of the authorisation

*Annex 9, Part II,
Paragraph 6 TIR
Convention*

The guaranteeing association may refuse the TIR carnet holder permission to use the TIR guarantee. There are also two other ways in which an authorised TIR carnet holder can be denied access to the TIR system:

- he/she can be excluded from the TIR system under Article 38 of the TIR Convention, or
- he/she can have his/her authorisation to use TIR carnets revoked in accordance with Article 6.4 of the TIR Convention.

The authorisation can also be withdrawn by the competent authority in response to a request made by the TIR carnet holder.

Article 229 UCC

A decision taken by the customs authority of a Member State shall apply throughout the customs territory of the Union to all TIR operations submitted by that TIR carnet holder for acceptance by a customs office.

IX.2.2.3.1 Use of Article 38 versus Article 6.4

*Comments to
Article 38 and
Annex 9 Part II TIR
Convention*

Article 6.4 provides for an alternative sanction that is preferable in a number of ways to Article 38. On the face of it, any circumstance that is followed by exclusion under Article 38 would equally result in the revocation of the authorisation under Article 6.4 and Annex 9 Part II.

*Article 38, TIR
Convention*

For TIR carnet holders established in the Union, revocation of the authorisation under Article 6.4 and Annex 9, Part II, is to be applied provided that the revocation of a national operator is permanent. For TIR carnet holders excluded temporarily or authorised by another Member State or by other Contracting Parties outside the Union, only Article 38 can be applied.

IX.2.2.3.2 Application of Article 38 of the TIR Convention

Article 38 provides for exclusion on either a permanent or a temporary basis. The TIR Convention does not define these terms. Temporary exclusion should mean that the authorisation has been suspended for a specific period of time. This can create logistical difficulties for the Contracting Parties, which will need to monitor the period of the suspension very closely.

A decision to exclude an operator from the TIR system is a very serious matter and must always be fully justified. If an offence or irregularity is considered to be sufficiently serious to warrant exclusion, this should preferably be permanent. By the same token, an operator that has been permanently excluded may conceivably be re-authorised in the future if circumstances change.

However, specific circumstances might lead to temporary exclusion if, for example, the irregularity justifying that decision is subject to possible remedy within a short period of time (i.e. overdue certifications of approval, technical problems on the load compartments).

IX.2.2.3.3 Application of Article 6.4 of the TIR Convention

*Annex 9 Part II
TIR Convention
and Explanatory
Note 9.II.4* Any TIR carnet holder who fails to remain eligible for authorisation (because, for example, he/she no longer meets the basic criteria for authorisation) or who is no longer suitable for authorisation (because, for example, he/she has committed serious or repeated offences) should have his/her authorisation revoked.

In addition to notifying the TIR carnet holder, it will be necessary for the Member State revoking the authorisation to register the information directly in the ITDB without delay.

IX.2.2.3.4 Notification to the European Commission and Member States

Article 229 UCC Exclusions made under Article 38 of the TIR Convention are to be registered by the competent customs authorities in the ITDB without delay. Such registration is regarded as having notified the European Commission and the other Member States, as stipulated in Article 229, Paragraph 2 UCC.

The accuracy of these data is outside of the control of the European Commission, and Member States should exercise care in refusing to grant an operator access to the TIR system. If there is any doubt, the TIR focal point for the Member State which notified the exclusion should be contacted to confirm the information.

IX.2.2.4 Notification of decisions to reinstate access to the TIR system

There may be occasions when a Member State has to revoke its decision to exclude a TIR carnet holder or where it decides to reinstate the authorisation. It follows that it is equally important for

all Member States to be informed of these decisions. To that end, the notification procedures referred to in Paragraph IX.2.2.3 above are also to be applied to these decisions.

IX.3 Guarantees

This paragraph provides information about:

- introduction (Paragraph IX.3.1);
- amount of guarantee (Paragraph IX.3.2);
- scope of guarantee cover (Paragraph IX.3.3);
- liability of the Union's guaranteeing associations (Paragraph IX.3.4);

IX.3.1 Introduction

Articles 3(b), 6.1, 8.3, 8.4 and 11 TIR Convention

The international guarantee system is one of the pillars of the TIR customs transit system. The guarantee is designed to ensure that the customs duties and taxes at risk during TIR transport operations are secured at all times.

IX.3.2 Amount of guarantee

IX.3.2.1 Maximum amount of guarantee

Article 8.3 and Explanatory Note 0.8.3 TIR Convention

The monetary limit of the guarantee per TIR carnet is to be determined by each Contracting Party.

Article 163 IA

It has been agreed at Union level to express this amount in euros. Accordingly, the Union has adopted EUR 100 000 as the maximum amount.

IX.3.2.2 Rules concerning the exchange rate

The following rules apply to Member States that have not adopted the euro as the single currency:

Article 53(2) UCC

(a) For the purposes of the Agreement/Undertaking, the maximum amount payable per TIR carnet is equivalent to the exchange value in the national currency of EUR 100 000. The rates to be used for

<i>Article 48(2)(3) IA</i>	this conversion are fixed by the European Central Bank once a year on the first working day of October and are published in the Official Journal of the Union. This rate applies from 1 January of the following year.
<i>Article 53(1)(b) UCC</i>	(b) In the event of a claim against the guarantee, the rate of exchange to be used is that applicable on the day when the TIR carnet is accepted at the customs office of departure or entry. These rates are fixed once a month and are published in the Official Journal of the Union.
<i>Article 48(1)IA</i>	

IX.3.3 Scope of guarantee cover

<i>Article 2 TIR Convention</i>	The TIR Convention makes no distinction as to which goods may be transported under cover of a TIR carnet. However, the international guarantee chain does not provide guarantee cover for the alcohol and tobacco products listed below. This restriction applies regardless of the quantities of goods concerned. Thus the maximum amount of the guarantee mentioned in Paragraph IX.3.2.1 above applies to the transport of all goods other than the following alcohol and tobacco products:
---------------------------------	--

HS code	Product description
2207.10	Undenatured ethyl alcohol of an alcoholic strength of 80%/vol. or higher
2208	As above, but with a strength less than 80%/vol.
2402.10	Cigars, cheroots and cigarillos containing tobacco
2402.20	Cigarettes containing tobacco
2403.11 and 2403.19	Smoking tobacco, whether or not containing tobacco substitutes

IX.3.4 Liability of the Union's guaranteeing associations

<i>Article 228 UCC</i>	The Union is considered, for the purposes of the TIR procedure, to form a single territory. However, each Member State has at least one authorised national guaranteeing association.
------------------------	---

<i>Article 164 IA</i>	A valid notification of non-discharge given by the relevant customs authority to its guaranteeing association in accordance with the TIR Convention has the same legal effect as if the notification had been given to another guaranteeing association by its own customs authority.
<i>Article 11.1 TIR Convention</i>	

IX.4 Formalities at the office of departure or entry

This paragraph provides information about:

- introduction (Paragraph IX.4.1);
- acceptance of the TIR carnet data (Paragraph IX.4.2);
- security of vehicle/container (Paragraph IX.4.3);
- action at the customs office of departure or entry (Paragraph IX.4.4);
- intermediate loading (Paragraph IX.4.5);
- discrepancies (Paragraph IX.4.6).

IX.4.1 Introduction

<i>Article 1 (k) TIR Convention</i>	The customs office of departure fulfils two distinct and vital functions. These functions account for three of the five pillars of the TIR system. The first function is to accept the TIR carnet, ensure the physical security of the road vehicle/container, and apply customs controls.
<i>TIR Handbook, Section 1.2</i>	
<i>Article 228 UCC</i>	The other, equally important, function concerns the discharge (see Paragraph IX.5.2) of the TIR operation and, where necessary, the recovery of the duties and taxes due (see Paragraph 6.4). Since the Union is considered to form a single territory for the purposes of the rules governing the use of the TIR carnet, the role and responsibility of the Union's customs office of departure is particularly significant.
<i>Article 273(1) IA</i>	The electronic transit system of the Union to be used for the exchange of messages for TIR is the new computerised transit system (NCTS), already used for Union transit.

Within the customs territory of the Union, the termination/discharge

of the TIR operation between the customs offices of departure or entry and the customs offices of destination or exit is accelerated by replacing the return of the appropriate part of voucher No 2 with the sending of the following messages: ‘Arrival Advice’ (IE006) and ‘Control Results’ (IE018).

Note:

The NCTS is used only for TIR operations within the Union (i.e. not in common transit countries). For a TIR transport entering the Union from a third country which has undertaken part of its journey in a non-Union country before re-entering the Union, the TIR carnet holder (or his representative) is responsible for submitting the TIR carnet data to initiate a TIR operation at each customs office of entry to the Union.

See Annex IX.8.9 for an example.

IX.4.2 Acceptance of TIR carnet data

For the exchange of TIR carnet data for TIR operations and **for the completion of the customs formalities of Union transit procedures**, NCTS shall be used.

TIR carnet data are exchanged through electronic messages at three levels:

- between the TIR carnet holder and customs (external domain);
- between the customs offices of one country (national domain);
and
- among the national customs administrations and with the European Commission (common domain).

In general, a TIR carnet holder may have the following options for submitting electronic TIR carnet data, depending on the Member State concerned:

- direct trader input (including input via a customs website);
- electronic data interchange (EDI);
- data input at the customs office (at a terminal made available to operators);

- through an interface developed by the international organisation (e.g. EPD application of IRU).

The use of the TIR carnet without the exchange of TIR carnet data for TIR operation in the event of a temporary failure of electronic systems is described in Annex IX.8.4 (fallback procedure).

Article 274 IA

Although it is obligatory for the TIR carnet holder to submit TIR carnet data at the customs office of departure or entry using the NCTS, to avoid any legal consequences arising from a discrepancy between the electronic message and the TIR carnet data, the customs authorities of the Union are obliged to continue to fill in the TIR carnet in conformity with the TIR Convention.

Annex I TIR Convention

In a situation where a discrepancy arises between the particulars in the NCTS and the TIR carnet, the TIR carnet information is decisive and the electronic data shall be corrected by the TIR carnet holder so that they match the TIR carnet information.

Annex 10 (4) TIR Convention

Each TIR carnet has a unique reference number. A TIR carnet may have 4, 6, 14, or 20 vouchers. One pair of vouchers is used per Contracting Party; the number of vouchers indicates the number of Contracting Parties that can be transited, including the Contracting Parties of departure and destination.

It is important to ensure that only valid TIR carnets are accepted. The list of TIR carnets recorded as invalid by the international organisation can be downloaded from its electronic database.

IRU is responsible for the printing and distribution of the TIR carnet and has introduced some security measures to ensure that a false or counterfeit TIR carnet can be recognised. These features include:

- The embossed 'logo' of a truck on the front cover
- The use of thermo-chronic printing ink

A bar code matching the alphanumeric TIR carnet number.

Article 12 TIR Convention

However even a genuine TIR carnet can be invalid if, for example, it has not been signed and stamped by the issuing association or if the validity date shown in Box 1 of the TIR carnet cover has expired.

As with all customs controls, the degree and intensity of the checks to be applied before the TIR carnet is accepted will be determined

on the basis of a risk analysis. These checks will include ensuring that the guarantee cover is available for the goods loaded (see Paragraph IX.3.3).

IX.4.3 Security of vehicle/container

Annex 2 TIR Convention

Given the mutual recognition of customs controls, it is vital that the customs office of departure ensures that the vehicle or container is approved for the transport of goods under cover of a TIR carnet. In the majority of cases, and in accordance with risk analysis, this will be limited to an examination of the vehicle's Certificate of Approval. However, it should also be borne in mind that these certificates can be readily falsified or forged. A missing or non-valid certificate of approval means that no TIR operation can be started.

IX.4.3.1 Recommendation on the use of a code system to report defect remarks in the Certificate of Approval

Annexes 2, 3, 4 to the TIR Convention

On 11 June 2015, the Administrative Committee for the TIR Convention decided to recommend that customs authorities, when recording defect remarks under item No 10 of the Certificate of Approval, shall supplement hand-written defects with a code system indicating the place and type of any defect. The uniform code system specified in this Recommendation shall be used by all customs authorities in the Union. However, the absence of any code under item No 10 of the Certificate of Approval must not prevent a Certificate of Approval being accepted, as long as the provisions of Annex 3 of the TIR Convention are fulfilled.

IX.4.4 Action at the customs office of departure or entry

Article 276 IA

In addition to presenting the TIR carnet and all the documents needed to accompany it, the vehicle and the goods, the TIR carnet holder or his/her representative is responsible for submitting to the customs office of departure or entry the TIR carnet data in NCTS with the 'Declaration Data' (IE015) message, abiding by the rules and using the codes specified for electronic transit declarations.

Appendix C2 TDA

The data elements of the TIR carnet corresponding to NCTS data attributes are shown in Annex IX.8.2.

Annex B-DA

The customs offices of destination or exit in the Union where goods

shall be presented in order to terminate the TIR operation are shown in the database of EU customs offices. The website address is:

http://ec.europa.eu/taxation_customs/dds2/col/col_search_home.jsp?Lang=en.

NCTS automatically validates the declaration. Validation may include a check on the TIR ID holder via ITDB. An incorrect, incomplete or non-compatible declaration is rejected with the 'Declaration Rejected' (IE016) message.

When the declaration is accepted by the customs authorities, the system will generate a Master Reference Number (MRN), which is allocated to the TIR operation and communicated with the 'MRN Allocated' message (IE028) to the TIR carnet holder or his/her representative.

The declaration then has 'Accepted' status. The customs office of departure or entry sets a time limit within which the goods shall be presented at the customs office of destination or exit (see 4.4.6) and decides about controls on the goods/vehicle, including the sealing of the vehicle.

The customs office of departure or entry can check the validity of the TIR ID holder number by one of the following methods:

- automatically, during the acceptance of the declaration connecting their national transit system with the ITDB;
- manually, before the release of a TIR operation via the ITDB;
- manually via the ITDB in the event of a fallback procedure, as described in Annex IX.8.4.

For amendment, cancellation and verification of the electronic declaration, see Transit Manual Part IV, Chapter 2.

IX.4.4.1 Proper use of the TIR carnet

The use of the TIR carnet should complement the example of the duly filled-in TIR carnet. See Annex 8.3 for step-by-step instructions on how to fill in the TIR carnet and the handling of the vouchers in various customs offices (on departure, en route and at the destination).

The customs office of departure should also pay close attention to the proper filling in the cover page of the TIR carnet.

IX.4.4.2 Recommendation on the use of HS code

*Resolutions and
Recommendations
TIR Handbook*

On 31 January 2008, the Administrative Committee for the 1975 TIR Convention decided to recommend that TIR carnet holders provide the six-digit HS code, in addition to a description of the goods, in box 10 of the goods manifest on the yellow voucher (not for customs use) of the TIR carnet.

Customs offices of departure in the Union will also accept the inclusion of the HS code on TIR carnet vouchers for customs use and as part of electronic TIR carnet data.

It should be noted that the TIR carnet holder is not obliged to enter the HS code.

In cases where the HS code is provided, the customs authorities at the customs office of departure or entry should check whether the HS code given tallies with the one shown in other customs, commercial or transport documents.

IX.4.4.3 Proof of the customs status of Union goods

*Articles 119 and
127 DA*

Article 207 IA

Where a TIR carnet, as a single transport document issued in a Member State, covers Union goods brought from another Member State through the territory of a third country, the TIR carnet holder may enter the code 'T2L' (or 'T2LF' for Union goods consigned to, from or between special fiscal territories) together with his signature (Box 10) on all the relevant vouchers of the TIR carnet goods manifest to provide evidence of the customs status of Union goods.

Where the TIR carnet also covers non-Union goods, the code 'T2L' or 'T2LF' and the signature shall be entered clearly to show that they relate only to Union goods.

The code 'T2L' or 'T2LF' on all relevant vouchers of the TIR carnet shall be authenticated by the customs office of departure with the stamp and the signature of the competent official.

IX.4.4.4 Presentation of a guarantee

To have goods released for a TIR operation, a guarantee is required. For TIR operations, the guarantee is presented in the form of a valid TIR carnet. Guarantee type B and the TIR carnet number are used in NCTS. Paragraph IX.3 provides further information about

guarantees.

IX.4.4.5 Sealing of vehicles/containers

*Article 19 TIR
Convention*

*Annex 2 TIR
Convention*

Attention should also be given to the sealing of the vehicles/containers. It is vital to check the number of the customs seals to be affixed and their exact location by examining the Certificate of Approval (point 5) and its attached photographs (or sketches). If the customs office of departure considers it necessary, it may affix more seals to prevent any unauthorised opening of the load compartment.

Customs seals affixed by the customs office of departure are to be applied in the correct fashion and seals already applied should be closely checked by the customs office of entry to detect any unlawful interference. The use of exporter's or carrier's seals instead of customs seals is not acceptable in the TIR system.

IX.4.4.6 Time limit

*Articles 276 and
278 IA*

The customs office of departure or entry shall set a time limit within which the goods shall be presented at the customs office of destination or exit.

The time limit prescribed by that office is binding on the customs authorities of the Member States whose territory the goods enter during the TIR operation. Those Member States cannot change the prescribed time limit.

Where the goods are presented to the customs office of destination or exit after expiry of the time limit set by the customs office of departure or entry, the TIR carnet holder shall be deemed to have complied with the time limit if he/she or the carrier proves to the satisfaction of the customs office of destination or exit that the delay is not attributable to him/her.

When setting the time limit, the customs office of departure or entry shall take into account:

- the means of transport to be used;
- the itinerary;
- any transport or other legislation which may affect the setting of a time limit (for example: social or environmental legislation affecting the mode of transport, transport

- regulations on working hours and mandatory rest periods for drivers);
- any information communicated by the TIR carnet holder, where appropriate.

IX.4.4.7 Itinerary for movements of goods under a TIR operation

Article 275 IA

Where the customs office of departure or entry considers it necessary (for example, for the transport of goods presenting increased risk), it shall cases prescribe an itinerary for the transport, taking into account any relevant information communicated by the TIR carnet holder.

It is not feasible to prescribe the precise itinerary to be followed. However, as a minimum, the Member States to be transited should be entered in Box 22 of the TIR carnet and in NCTS.

In general it is to be expected that goods moved under a TIR operation, and especially in the case of live animals or perishable goods, are expected to be transported to their destination using the most economically justified route.

IX.4.4.8 Release of a TIR operation

Article 276 IA

The TIR operation will be released after the acceptance of TIR carnet data and necessary controls. The customs office of departure or entry shall notify the TIR carnet holder of the release of the goods for the TIR operation.

The customs office of departure shall record the MRN of the TIR operation in the TIR carnet counterfoil No 1, Box 2 (Under No) and return it to the TIR holder or his/her representative.

Article 184 DA

It is not mandatory for the Transit Accompanying Document (TAD) or the Transit/Security accompanying document (TSAD) to accompany the goods with the TIR carnet, if the MRN on TIR carnet is easily readable or the MRN is to be submitted to the customs authorities by some other means (e.g. in bar code form or displayed on an electronic or mobile device).

However, the TIR carnet holder may request the customs office of departure or entry to provide him/her with the TAD or TSAD in a form determined by that customs office (as a printout or by electronic means).

The TIR carnet voucher No 1 endorsed with the MRN is detached and retained by the customs office of departure or entry.

Article 276 IA

On release of the goods, NCTS automatically transfers the ‘Anticipated Arrival Record’ (IE001 message) to the customs office of destination or exit. The external message ‘Released for Transit’ (IE029) to the TIR carnet holder or his/her representative may also be sent.

IX.4.5 Intermediate loading

*Article 18 TIR
Convention*

A TIR transport may involve a maximum of four⁹² customs offices of departure and destination.

Where additional goods are loaded at an intermediate customs office en route, that office is to act as both the customs office of destination and the customs office of departure for the use of the TIR carnet and the TIR carnet data.

The procedures described above under point 4.4 are to be followed. In particular, the earlier operation will be closed in NCTS and messages IE06 and IE018 sent (see Paragraph IX.5.3).

After loading the additional goods, the TIR carnet holder is responsible for submitting a new declaration with TIR carnet data in NCTS, including all details of the earlier consignments (such as previous document reference (MRN)). See Annex IX.8.9 for an example.

IX.4.5.1 Temporary suspension of the TIR transport

*Article 26 TIR
Convention*

*Comments on
Articles 2 and 26
TIR Convention*

*Article 26 (2) TIR
Convention*

Suspension, even if temporary, of a TIR transport means that no TIR guarantee is provided for the suspended part of the journey. A TIR transport shall be suspended if it takes place in a non-Contracting Party of the TIR Convention. Where a TIR transport involves a non-road leg (e.g. a sea crossing involving a simpler transit procedure or no transit procedure), the TIR carnet holder may ask the customs authorities to suspend the TIR transport for that portion of the journey and resume it at the end of the non-road leg.

⁹² It could be up to eight in case amendments of depositary notification C.N.99.2021.TREATIES-XI.A.16 enter into force in March 2022.

<i>Article 26 (3) TIR Convention</i>	In such cases, the controls and formalities of the customs offices of exit and entry shall be carried out respectively. See paragraphs IX.4.4 and IX.5.3.
<i>Comments on Articles 2 and 26 TIR Convention</i>	However, within one Contracting Party the TIR procedure may be applied to a portion of the journey not made by road (e.g. railways) in cases where the customs authorities are in a position to ensure the controls and formalities for a proper start and termination of the procedure at the customs offices of entry and exit (and destination, if appropriate).

IX.4.6 Discrepancies

IX.4.6.1 Treatment of discrepancies

In essence, three types of discrepancies or irregularities concerning goods need to be considered:

- Missing goods
- Excess goods
- Mis-described goods

How such discrepancies are handled will depend on whether the irregularity is detected by the customs office of departure or entry, and whether an export declaration is also involved.

IX.4.6.2 Discrepancies detected by the customs office of departure

<i>Article 40 TIR Convention</i>	An irregularity detected by the customs office of departure before the TIR carnet and the submitted TIR carnet data are accepted is to be treated as an irregularity associated with the previous customs procedure, for example customs warehousing, temporary storage or goods released for export procedure. This is likely to be the case where the discrepancy concerns matters like the description and quantity of the goods, where information concerning the previous customs procedure has simply been transposed to the TIR carnet and its data.
----------------------------------	---

However, there might be circumstances where the irregularity was fraudulent and designed to misuse or abuse the TIR and transit systems by, for example, describing goods presenting an increased risk as other goods. In such cases it would be appropriate to take punishment action according to the national instructions against the

responsible parties.

IX.4.6.3 Discrepancies detected by the customs office of entry

*Article 23 TIR
Convention*

The customs authorities of the customs office of entry shall examine the goods during the sealed TIR transport only in special cases. In the event of an examination, the new seals affixed and, if necessary, the control results shall be recorded by that customs authorities in remaining TIR carnet vouchers and the corresponding counterfoils, as well as in NCTS.

*Article 8.5 TIR
Convention*

An irregularity detected by the customs office of entry will need to be treated on its merits. If the undeclared goods concerned are detected in the sealed load compartment of the road vehicle then the TIR carnet holder is the primary person directly liable person, debtor of the customs debt. For fiscal reasons, the secured amount is covered by the TIR carnet guarantee and the guaranteeing association shall be liable.

*Article 8.7 TIR
Convention*

Article 79 UCC

If for any reason the TIR operation cannot be allowed to proceed, e.g. because the importation of goods is either prohibited or restricted, the goods will need to be held at the border.

*Article 8.5 TIR
Convention*

If, on the other hand, the TIR operation can proceed, then the details of the detected goods should be endorsed on the remaining TIR carnet vouchers (see the box marked 'For official use'). The annotation in the box marked 'For official use' should read 'Excess goods: Article 8.5 TIR Convention', followed by a description of the goods detected and the quantity.

In NCTS the data is to be corrected accordingly by the TIR carnet holder before its acceptance at the customs office of entry.

When excess goods are discovered that are not contained in the sealed load compartment, they are to be treated as smuggled goods unlawfully introduced into the Union, and appropriate action must be taken. Under these circumstances the guaranteeing association shall not be held liable for any duties and taxes that may arise, even though the driver or the TIR carnet holder may be regarded as the customs debtors.

IX.5 Formalities at the customs office of destination or exit

This paragraph provides information about:

- introduction (Paragraph IX.5.1);
- discharge of the TIR operation at departure (Paragraph IX.5.2);
- action at the customs office of destination or exit (Paragraph IX.5.3);
- change of customs office of destination or exit (Paragraph IX.5.4);
- incidents en route and the use of the certified report (Paragraph IX.5.5);
- irregularities (Paragraph IX.5.6);
- control system for TIR carnets (Paragraph IX.5.7);
- intermediate unloading (Paragraph IX.5.8);
- the use of the TIR carnet for returned goods (Paragraph IX.5.9).

IX.5.1 Introduction

The customs office of destination or exit has a key responsibility to ensure the prompt termination of the TIR operation.

IX.5.2 Discharge of the TIR operation by the customs office of departure or entry

The discharge of the TIR operation is a highly significant action by the competent authorities at departure or entry because it effectively ends the liability of the guaranteeing association.

Article 10.2 TIR Convention

The TIR operation may be discharged only if it has been correctly terminated.

Article 215(2) UCC

Article 1 (e) TIR Convention

The action of discharging the TIR operation is implicit in the sense that the customs office of departure or entry takes no formal decision or action. Nor is any formal notification sent to the guaranteeing association to confirm the discharge. The TIR carnet holder and the guaranteeing association can regard the TIR operation as discharged if there is no notification to the contrary.

IX.5.3 Action at the customs office of destination or exit

Articles 278-279 IA On presentation of the goods, the vehicle, the TIR carnet and the MRN of the TIR operation within the time limit set by the customs office of departure or entry, the customs office of destination or exit will check the affixed seals and use the MRN to retrieve the data from NCTS and register it.

The 'Arrival Advice' message (IE006) is sent to the customs office of departure or entry to inform it that the consignment has arrived.

Article 277 IA On completion of any necessary controls based on the information contained in the 'Anticipated Arrival Record' message (IE001), the customs office of destination or exit sends the 'Control Results' (IE018) message, using the appropriate codes, to the customs office of departure or entry. This message must also contain any information added to the Certified Report and the TIR carnet counterfoil No 1 during transport. This could be information concerning such matters as transshipment, new seals, incidents or accidents (Paragraph IX.5.5).

The customs office of destination detaches and retains both parts of TIR carnet voucher No 2, annotates the TIR carnet counterfoil, and returns the TIR carnet to the TIR carnet holder.

Article 274 IA Where goods have been released for a TIR operation in NCTS at the customs office of departure or entry and the system at the customs office of destination or exit is not available upon the arrival of the goods, the customs office of destination or exit must carry out the necessary controls and terminate the procedure on the basis of TIR carnet voucher No 2.

Entries into NCTS are made by the customs office of destination or exit a posteriori when the system is available again, to enable the customs office of departure or entry to discharge the operation in NCTS.

Article 274 IA Where the goods have been released for the TIR operation at the customs office of departure or entry, without the exchange of TIR carnet data for the TIR operation, in the event of a temporary failure on the basis of the TIR carnet only, the customs office of destination or exit shall terminate the procedure on the basis of TIR carnet voucher No 2 and return the appropriate part of it to the customs office of departure or entry.

Article 279(4) IA The customs office of destination is to endorse the TIR carnet by completing counterfoil No 2 and retaining voucher No 2. Following the endorsement, the customs office of destination is to return the TIR carnet to the TIR carnet holder. If the TIR carnet holder is not present, the TIR carnet is to be returned to the person who has presented it, who is deemed to be acting on behalf of the TIR carnet holder.

IX.5.4 Change of the customs office of destination or exit

Article 1(l) TIR Convention The TIR Convention permits the TIR carnet holder to present the goods and the TIR carnet and terminate the TIR operation at a customs office of destination or exit other than the one declared.
Article 278 (3) IA That office then becomes the customs office of destination or exit.

As NCTS will show that the actual customs office of destination or exit has not received an 'Anticipated Arrival Record' (IE001) message for the MRN presented, that customs office shall send an 'Anticipated Arrival Record Request' message (IE002).

The customs office of departure or entry shall respond with "Anticipated Arrival Record Response" message (IE003) communicating the data in the 'Anticipated Arrival Record' message (IE001). The customs office of destination or exit can then send the 'Arrival Advice' (IE006) message and continue with further actions (see IX.5.3).

After receiving the 'Arrival Advice' (IE006) message, the customs office of departure or entry must inform the declared customs office of destination or exit, using the 'Forwarded Arrival Advice' message (IE024), that the goods have arrived at another customs office of destination or exit.

If the customs office of departure or entry does not find the operation via the MRN, it shall include in the 'Anticipated Arrival Record Response' message (IE003) the reasons (coded 1 to 4) why the 'Anticipated Arrival Record' message (IE001) cannot be sent.

The possible reasons for rejection are as follows:

Code 1. the TIR operation has already been presented at another customs office of destination or exit;

Code 2. the TIR operation was cancelled by the customs office of

departure or entry;

Code 3. the MRN is unknown (either for technical reasons or because of irregularities) or;

Code 4. other reasons.

(For an explanation of the codes see Part I.4.4.5).

The customs office of destination or exit shall examine the reason for rejection and, if that reason so allows, terminate the TIR operation and detach and retain both parts of the TIR carnet voucher No 2. It must also annotate the TIR carnet counterfoil No 2, return the appropriate part of voucher No 2 to the customs office of departure or entry, and return the TIR carnet to the TIR carnet holder.

IX.5.5 Incidents during the movement of goods and the use of the certified report

*Article 25 TIR
Convention*

If the customs seals are broken or if any goods are destroyed or damaged in the event of an accident occurring en route, the carrier shall immediately contact the customs authorities, or, if that is not possible, any other competent authorities of the country the consignment is in.

Article 277 IA

If the carrier was obliged to deviate from the itinerary prescribed by the customs office of departure or entry owing to circumstances beyond his control or if the incident or accident within the meaning of Article 25 of the TIR Convention happened in the customs territory of the Union, the carrier shall present the goods, the vehicle, the TIR carnet and the MRN to the nearest customs authority of the Member State in whose territory the means of transport is located.

The authorities concerned shall draw up the certified report contained in the TIR carnet with minimum delay.

In the event of an accident necessitating transfer of the load to another vehicle, this transfer may be carried out only in the presence of the authority concerned. This authority shall draw up the certified report.

*Explanatory Note
to Article 29 TIR
Convention*

Unless the TIR carnet bears the words ‘Heavy or bulky goods’, the substituting vehicle or container must also be approved for the transport of goods under customs seals.

Furthermore, it shall be sealed and details of the seals affixed shall be indicated in the certified report.

However, if no approved vehicle or container is available, the goods may be transferred to an unapproved vehicle or container, provided that it affords adequate safeguards. In the latter event, the customs authorities shall judge whether they can allow the transport under cover of the TIR carnet to continue in that vehicle or container.

In the event of imminent danger necessitating immediate unloading of the whole or part of the load, the carrier may take action on his/her/its own initiative without waiting for action by the authorities. It shall then be up to the carrier to furnish the customs authorities with proof that he/she/it was compelled to take such action in the interests of the vehicle or container or of the load. When the preventive measures have been implemented and the danger averted, the carrier shall notify the customs authorities without delay, so that the facts may be verified, the load examined, the vehicle or container sealed and the certified report drawn up.

The customs office of destination or exit sends a 'Control Results' message (IE018) message containing any information available about the incident entered in the Certified Report and the TIR carnet.

The certified report shall remain attached to the TIR carnet.

IX.5.6 Irregularities detected at the customs office of destination or exit

IX.5.6.1 Irregularities concerning goods

Article 8.5 TIR Convention

Any irregularity detected by the customs office of destination or exit should be treated on its merits. If the undeclared goods concerned are detected in the sealed load compartment of the road vehicle then, for fiscal reasons, they are covered by the TIR carnet guarantee and the guaranteeing association shall be liable. The TIR carnet will need to be annotated in Box 27 of Voucher No 2 and Box 5 of counterfoil No 2.

The annotation should read 'Excess goods: Article 8.5 TIR Convention', followed by a description of the goods and the quantity. In NCTS the 'Control Results' message (IE018) is sent by the customs office of destination or exit, with the 'B' code and accompanied by the remark 'Waiting for discrepancies resolution'

asking the customs office of departure or entry to investigate.

The operation then has the status 'Waiting for resolution' at the customs office of departure or entry.

Once the issue is resolved, the customs office of departure or entry uses the 'Notification Resolution of discrepancies' message (IE020) to inform the customs office of destination or exit. The goods shall then be released and the operation discharged by the customs office of departure.

If the irregularity involves missing or mis-described goods, similar action is required regarding the endorsement of the TIR carnet and sending of messages in NCTS.

IX.5.6.2 Irregularities concerning seals

At the customs office of destination or exit, the customs shall check whether the affixed seals are still intact. If the seals have been broken or tampered with, the customs office of destination or exit shall indicate this information in the "Control Results message (IE018) that it sends to the customs office of departure or entry.

In such cases, that office shall judge by the facts presented and determine the appropriate measures to take (goods may be examined, for example) before informing the customs office of departure or entry.

IX.5.6.3 Other irregularities

Where the irregularity is fraudulent and designed to misuse or abuse the TIR system, it is appropriate to take legal action against the parties responsible.

IX.5.7 Control system for TIR carnets

*Article 6.2bis TIR
Convention*

*Annex 10 TIR
Convention*

An international organisation authorised by the Administrative Committee is responsible for establishing a control system for TIR carnets, to ensure that the international guarantee system is well organised and functions effectively. Currently, this authorised organisation is the International Road Transport Union (IRU), which uses an electronic controls system (called SafeTIR).

The customs office of destination shall make available the information concerning the termination or partial termination of the TIR operation in NCTS.

This information shall be transmitted by the fastest available means of communication, if possibly daily. At least the following information shall be sent of all the TIR carnets presented at the customs office of destination:

- a. TIR carnet reference number;
- b. Date and record number in the customs ledger (bookkeeping);
- c. Name or number of customs office of destination;
- d. Date and reference number indicated in the certificate of termination of the TIR operation (Boxes 24-28 of Voucher No 2) at the customs office of destination (if different from (b));
- e. Partial or final termination;
- f. Termination certified with or without reservation, without prejudice to Articles 8 and 11 of the TIR Convention;
- g. Other information or documents (optional);

Page number of the TIR carnet on which the termination is certified.

IX.5.8 Intermediate unloading

Article 18 TIR Convention

A TIR transport may involve at the most four⁹³ customs offices of departure and destination.

If part of the goods are unloaded in the intermediate customs office en route, that office is to act as both the customs office of destination and the customs office of departure for the purposes of the TIR carnet and the TIR carnet data.

The procedures described under point IX.5.3 are to be followed. In particular, the earlier operation in NCTS should be closed and messages IE006 and IE018 sent.

After unloading, the TIR carnet holder is responsible for submitting a new declaration of the remaining goods in NCTS. See Annex 8.9.

⁹³ It could be up to eight in March 2022 (cf. footnote 90).

c) for an example.

IX.5.9 Treatment of returned TIR transports

*Explanatory Note
to Article 2 (0.2-1)*

A TIR transport may begin and end in the same country if part of the journey is performed in another Contracting Party.

*Best practices TIR
Handbook*

This can also be applied in cases where another Contracting Party is not allowing the TIR transport to continue on its territory (for instance, if certain goods are prohibited). In such cases there are two alternative scenarios:

- The customs office of entry in the Contracting Party concerned should start the TIR operation and immediately certify it as terminated, indicating the precise reason for the refusal in the box marked 'For official use' on all remaining vouchers. The TIR carnet holder will then return to the customs office of exit of the preceding country and request a change in country and the customs office of destination for the TIR transport. To that end, the TIR carnet holder requests the customs authorities to certify the changes made in Box 7 on page 1 of the cover and in Boxes 6 and 12 of all remaining vouchers.
- The customs office of entry in the Contracting Party concerned refuses to certify the TIR carnet as described above. The TIR carnet holder will then return to the customs office of exit of the preceding country and request a change in country and the customs office of destination for the TIR transport. To that end, the TIR carnet holder requests the customs authorities to certify the changes made in Box 7 on page 1 of the cover and in Boxes 6 and 12 of all remaining vouchers and additionally requests that the customs authorities indicate in the box marked 'For official use' on all remaining vouchers a reference to the refusal by the authorities of the consecutive country to accept the TIR carnet.

The same TIR carnet (the remaining pages) may be used to continue the TIR transport.

IX.6 Enquiry procedure

This paragraph provides information about:

- pre-enquiry action (Paragraph IX.6.1);
- enquiry procedure (Paragraph IX.6.2);
- alternative proof of termination (Paragraph IX.6.3);
- debt and recovery (Paragraph IX.6.4);
- claim against guaranteeing association (Paragraph IX.6.5);
- application of Articles 163-164 IA (Paragraph IX.6.6).

IX.6.1 Pre-enquiry action

In cases where the customs office of departure or entry does not receive the ‘Arrival Advice’ message (IE006) by the time limit within which the goods must be presented at the customs office of destination or exit, those authorities must use the ‘Status Request’ message (IE904) to check whether NCTS in the Member State of destination or exit corresponds to that status. The system at destination automatically checks the status and replies with the ‘Status Response’ message (IE905). For further details, see Part VII.2.5.

IX.6.2 Enquiry procedure

Article 280 IA

If the status described in Paragraph IX.6.1 matches at both offices and no messages are missing, the competent authorities of the Member State of departure or entry must either initiate the enquiry procedure required to obtain the information needed to discharge the TIR operation or, if that is not possible, establish whether a customs debt has been incurred, identify the debtor and determine the Member State responsible for recovering the customs debt.

For further details of the electronic enquiry and the debt recovery, see Parts VII and VIII.

However, to initiate the procedure of making an enquiry to the declared customs office of destination or exit, it is recommended that the competent authorities of the Member State of departure or entry verify the existence of a record concerning the termination of the operation from the electronic controls system operated by the international organisation, as per Annex 10 to the TIR Convention.

In cases where the TIR operation cannot be discharged at the latest

28 days after sending the enquiry request to the declared customs office of destination or exit, the customs authority of the Member State of departure or entry shall request the TIR carnet holder and inform the guaranteeing association to furnish proof that the TIR operation has been terminated or of the actual place where the offence or irregularity has occurred. The 'Request on non-arrived movements' message (IE140) may be used for the request to the TIR carnet holder or to his representative and the 'Information about non-arrived movements' message (IE141) for the response.

In both cases, proof (of termination or of the place of irregularity) is to be furnished by the TIR carnet holder within 28 days of the date of request. This period can be extended for a further 28 days at the request of the TIR carnet holder.

If, after that period:

- there is no response from the customs office of destination or exit,
- the customs office of destination provides confirmation, or it transpires that the TIR carnet has not been presented,
- no alternative proof is furnished that satisfies the customs authority
- there is no proof that the TIR operation has been terminated, or
- no other Member State has asked to transfer the responsibility for recovery,

the customs authorities of the Member State of departure or entry shall formally notify the guaranteeing association and the TIR Carnet holder of the non-discharge of the TIR operation. The notification, which may be sent at the same time, should be sent by post, to use every possible means to ensure that the notification is received by the addressee.

In any event, the notification must be made within one year of the date of acceptance of the TIR carnet.

*Article 11 (1) of the
TIR Convention*

Article 280 (8) IA

Where, during the steps of an enquiry procedure, it is established that the TIR operation was terminated correctly, the customs authority of the Member State of departure or entry shall discharge the TIR operation and shall immediately inform the guaranteeing association and the TIR carnet holder and, where appropriate, any

customs authority that may have initiated a recovery procedure.

IX.6.3 Alternative proof of termination

Article 281 IA

As an alternative proof that the TIR operation has terminated, the customs authorities of a Member State of departure or entry may accept any document certified by the customs authority of the Member State of destination or exit where the goods have been presented.

This alternative proof must identify the goods and establish that they have been presented at the customs office of destination or exit or delivered to an authorised consignee.

The TIR carnet holder or the guaranteeing association may also present as an alternative proof, to the satisfaction of the customs authority of a Member State of departure or entry, one of the following documents identifying the goods:

- a document or a customs record certified by the customs authority of a Member State establishing that the goods have physically left the customs territory of the Union;
- a customs document issued in a third country where the goods are placed under a customs procedure;
- a document issued in a third country and endorsed by the customs authorities of that country, certifying that the goods are considered to be in free circulation in that country.

A copy of the above-mentioned documents, certified by the authorities as true copies, may be provided as proof.

Article 280 (8) IA

The office in charge of the enquiry should inform the TIR carnet holder and the guaranteeing association whether it has accepted the alternative proof produced as evidence of the termination of the TIR procedure. The office in charge of the enquiry is also expected to communicate to the TIR carnet holder any evidence supporting the discharge of the procedure which has been uncovered at the office during the enquiry procedure.

IX.6.4 Debt and recovery

The customs authorities of the Member State of departure or entry are primarily responsible for initiating debt recovery action if there is an irregularity giving rise to the payment of a customs debt and/or

other charges.

IX.6.4.1 Identification of person(s) directly liable

Article 78 DA In the absence of proof that the TIR operation has been terminated, the customs authorities of the Member State of departure or entry must determine the place where a customs debt was incurred within seven months of the latest date on which the goods should have been presented at the customs office of destination or exit. They must also identify the debtor and determine the Member State competent to recover the customs debt.

Article 105 UCC The customs debt shall be entered in the accounts within the 14-day limit after that seven-month period.

To this end, the customs authorities of the Member State of departure or entry can act on any information they have at their disposal, including any information furnished by the guaranteeing association and the TIR carnet holder.

Article 11 (1) TIR Convention To identify the person or persons liable, the general provisions of the UCC, IA and DA are to be followed. In most cases, the customs debt can be expected to have been incurred either through the goods' removal from 'customs supervision' or through non-fulfilment of the obligations arising from the use of the TIR procedure. As the TIR carnet holder is responsible for presenting the goods, etc. to the office of destination or exit, it is envisaged that he or his representative will *prima facie* be the person(s) directly liable.

Articles 79, 84 and 87 UCC

Articles 77 DA, 78 DA, 163 IA, 311 IA,

For further details of the electronic debt and recovery procedure, see Part VIII.

IX.6.4.2 Recovery of the debt and/or other charges

Article 11 (2) TIR Convention Debt recovery against the person or people liable follows the standard procedures – see Part VIII. Under the TIR Convention, the competent authorities must require payment by the person or persons liable to pay the duties and taxes due. However, in situations where the TIR carnet holder is resident in the third country it is not always possible to secure payment of the charges due. The TIR Convention acknowledges this through its use of the phrase 'shall as far as possible require payment from the person

liable’.

The phrase ‘as far as possible’ implies that the competent authorities must make an effort to require the payment. As a minimum, this effort involves the issue of a formal demand for payment. The demand should be addressed to the person.

Should payment not be forthcoming after one month from the date on which the debt was communicated to the debtor, then the amount – up to the limit of the guarantee – shall be claimed against the guaranteeing association.

IX.6.5 Claim against guaranteeing association

Article 11(3) TIR Convention The claim against the guaranteeing association can be made at the earliest after one month from the date of the notification of non-discharge and within 2 years of the date of notification. Care should be taken to avoid sending a premature claim (that is, a claim made before the expiry of the one-month time limit), as this might jeopardise the claim’s validity.

In practice, the earlier of these two deadlines will be used where there is no prospect of recovering the debt from the person or persons liable and where the actual place of the offence or irregularity is not known. The later deadline will be used when there is a realistic prospect of recovering the debt from the person or persons liable.

It is known that all claims made against the national guaranteeing association are referred to the IRU. This enables the IRU to ‘verify’ the validity of the claims. It is important therefore that all claims are substantiated with supporting documentation showing, as a minimum, that the irregularity has given rise to the payment of import duties and taxes, that the debtor has been identified, that action has been taken against the debtor to require the payment of the charges due, and that the notifications have been sent in a proper and timely fashion.

IX.6.6 Application of Articles 163-164 IA

Because the customs territory of the Union is considered to be a single territory for the purposes of the TIR procedure, it is not always easy to identify which Member State is competent to deal with irregularities, etc. arising under the procedure. Thus the

notifications of non-discharge referred to in Paragraph IX.6.2 are also deemed to have been sent to all the guaranteeing associations within the Union.

IX.6.6.1 Transfer of responsibility for recovering the debt

<i>Article 167(1)IA</i>	Where it proves necessary to transfer responsibility for recovery to another Member State, the initiating or requesting Member State is to send ‘all the necessary documents’ to the Member State to which the request is addressed. The term ‘necessary documents’ shall include any correspondence between the initiating Member State and its national guaranteeing association.
<i>Article 1 (o) TIR Convention</i>	
<i>Article 11(2) TIR Convention</i>	
<i>Article 11(1) TIR Convention</i>	
<i>Article 11(2) TIR Convention</i>	If this correspondence concerns relevant information made by the initial guaranteeing association concerning the validity of the notification, the Member State to which the request is addressed will have to decide whether it can sustain a claim against its guaranteeing association. In the event of an appeal against a claim, the guaranteeing association of the Member State to which the request is addressed may use this correspondence to support its grounds for appeal against the claim made by the Member State to which the request is addressed in accordance with the civil laws of that country.
<i>Article 11(3) TIR Convention</i>	

IX.7 Authorised consignee

This paragraph provides information about:

- introduction (Paragraph IX.7.1);
- authority to break and remove customs seals (Paragraph IX.7.2);
- arrival of the goods (Paragraph IX.7.3);
- presentation of the TIR carnet (Paragraph IX.7.4);
- endorsement and return of the TIR carnet to the TIR carnet holder (Paragraph IX.7.5).

IX.7.1 Introduction

The general rule is that the goods placed under the TIR procedure shall be presented at the customs office of destination together with the vehicle, the TIR carnet and the MRN of the TIR operation.

However, the authorised consignee may receive the goods at the premises, or in some other approved place, without presenting the goods, the vehicle, the TIR carnet or the MRN of the TIR operation at the customs office of destination.

Article 230 UCC The TIR authorised consignee procedures are based on the existing Union/common transit procedures. Thus the procedures set out in
Articles 186-187
DA Part VI are to be followed.

Article 282 IA In comparison to the standard TIR operation, the authorisation as an authorised consignee in TIR operations applies only to TIR operations where the final unloading place is the premises stipulated in that authorisation.

IX.7.2 Authority to break and remove customs seals

Article 282 IA Mutual recognition of customs controls is one of the pillars of the TIR procedure, and the affixing and removal of customs seals is an essential element thereof. This is why the authorisation should explicitly state that the TIR carnet holder of the authorisation or its representative is authorised to break and remove customs seals.

Under no circumstances must the authorised consignee remove the customs seals before obtaining permission from the customs office of destination in the form of the ‘Unloading Permission’ message (IE043).

IX.7.3 Arrival of the goods

Article 282 IA The authorised consignee shall use the ‘Arrival Notification’ message (IE007) to inform the customs office of destination of the arrival of the goods, in accordance with the conditions laid down in the authorisation. This enables the competent authorities to carry out controls, where necessary, before the consignee unloads the goods.

The ‘Arrival Advice’ (IE006) message is sent to the customs office of departure or entry to inform it that the consignment has arrived.

The customs office of destination permits the goods to be unloaded using the “Unloading Permission” (IE043) message, if it does not intend to check the cargo before unloading. The authorised consignee shall remove the seals; control and unload the goods, comparing them with the information given in the TIR carnet and the ‘Unloading Permission’ message; enter the unloaded goods into

his records and send at the latest on the third day following the arrival of the goods the "Unloading Remarks" (IE044) message to the customs office of destination. This message includes information about any irregularities observed.

IX.7.4 Presentation of the TIR carnet

Article 282 IA The TIR carnet and the MRN of the TIR operation shall be presented to the customs office of destination within the time limit set in the authorisation for the purpose of endorsement and termination of the TIR operation.

IX.7.5 Endorsement and return of the TIR carnet to the TIR carnet holder

Article 279(4) IA The customs office of destination is to endorse the TIR carnet by completing counterfoil No 2 and retaining voucher No 2. Following the endorsement, the customs office of destination is to return the TIR carnet to the TIR carnet holder or his representative.

Comment to Article 28 TIR Convention The customs office of destination shall introduce the "Control Results" (IE018) message into NCTS and transmit the data in accordance with Paragraph IX.5.7.

IX.8 Annexes to Part IX

IX.8.1 Focal points in the Union⁹⁴

For the latest version of this list of focal points, please click on the following link:

EUROPA: https://ec.europa.eu/taxation_customs/business/customs-procedures/what-is-customs-transit/common-union-transit_en

⁹⁴ The full list of TIR focal points is available at <http://www.unece.org/tir/focalpoints/login.html>

IX.8.2 The correlation table

Box Content TIR	Field Name NCTS
Country/ies of Departure (Cover page, Box 6)	Country of Dispatch (Box 15)
Country/ies of Destination (Cover page, Box 7)	Destination Country (Box 17)
Registration No of Vehicles (Cover page, Box 8)	Identity at Departure (Box 18)
Cert(s) of Approval of Vehicles (Cover page, Box 9)	Produced Docs/Certificates (Box 44)
Container Number(s) (Cover page, Box 10)	Container (Box 19), Container number (Box 31)
No of TIR Carnet (Volet Box 1)	Produced Document Reference (Box 44),
TIR carnet holder (Volet Box 4)	Trader Holder of the procedure (Box 50), EORI number, TIR ID holder number as defined for box 3 of the cover of TIR carnet (see Annex IX.8.3) Trader Principal (Box 50), EORI number
Country/ies of Departure (Volet Box 5)	Country of Dispatch (Box 15)
Country/ies of Destination (Volet Box 6)	Destination Country (Box 17)
Registration No of Vehicles (Volet Box 7)	Identity at Departure (Box 18)
Documents Attached (Volet Box 8)	Produced Docs/Certificates (Box 44)
Containers, Packages Marks and Nos (Volet Box 9)	Container number (Box 31), Marks & Nos of Packages (Box 31)
Packages and Articles Number and Type, Description of goods (Volet Box 10)*	Kind of Packages (Box 31), Number of Packages (Box 31), Item Number (Box 32), Textual Description (Box 31), HS Code (Box 33)
Gross Weight (Volet Box 11)	Total Gross Mass (Box 35)
Declaration Place and Date (Volet Box 14)	Declaration Date (Box C)
Seals Number and Identification (Volet Box 16)	Seals Number, Seals Identity (Box D)
Office of Departure or Entry (Volet Box 18)	Reference No OoDep (Box C)
Time limit for Transit (Volet Box 20)	Date Limit (Box D)
Registry No at Off. of Dep. (Volet Box 21)	Master Reference Number (MRN)

* Under the rules on the use of the TIR carnet, this box is used to indicate 'heavy or bulky goods' as referred to in Article 1(p) of the TIR Convention. The same applies to cases where the symbol 'T2L' is used, in accordance with Article 319 of the IPC

Box Content TIR	Field Name NCTS
Office of Destination (Volet Box 22)	Customs Office of Dest. (Box 53), addressee of IE01
Consignee (Produced docs)	Trader Consignee (Box 8)

IX.8.3 Filling in the TIR carnet

Filling in boxes in the TIR carnet

Part 7.2 Best practices with regard to the use of TIR carnet, Annex I of the TIR Handbook

Page 1 of the cover filled in by the association or the TIR carnet holder

- Box 1* A final date of validity (in the format dd/mm/yyyy) after which the TIR carnet may not be presented for acceptance at the customs office of departure. Provided that it has been accepted by the customs office of departure on or before the final date of validity, the TIR carnet remains valid until the termination of the TIR operation at the customs office of destination. [Note: no corrections are allowed in this box].
- Box 2* Name of the national issuing association.
- Box 3* Identification (ID) number, name, address and country of the TIR carnet holder. An individual and unique identification (ID) number is assigned to the TIR carnet holder by the guaranteeing association in accordance with the following harmonised format: 'AAA/BBB/XX...X', with 'AAA' representing a three-letter code of the country where the person utilising TIR carnets has been authorised, 'BBB' representing a three-digit code of the national association through which the TIR carnet holder has been authorised, and 'XX...X' representing consecutive numbers (maximum 10 digits), identifying the person authorised to utilise TIR carnets.
- Box 4* Stamp and signature of the issuing association.
- Box 5* Signature (stamped) of the secretary of the international organisation.
- Box 6* Country (countries) where the TIR transport of a load or part-load of goods begins.
- Box 7* Country (countries) where the TIR transport of a load or part-load of goods ends.
- Box 8* Registration number or numbers of the road vehicle(s), not only that of a motor-driven vehicle (e.g. tractor unit), but also the registration number of a trailer or semi-trailer towed by such a vehicle. When national legislation does not provide for registration of trailers and semi-trailers, the identification or manufacturer's number shall be provided instead of the registration number.

<i>Box 9</i>	Number and date of the TIR approval certificate(s).
<i>Box 10</i>	Number(s) of the container(s), if applicable.
<i>Box 11</i>	Various observations, e.g. the endorsement 'Heavy or bulky goods'.
<i>Box 12</i>	Signature of the TIR carnet holder or his representative.

Voucher No 1/No 2 (yellow) not for customs use

The TIR carnet holder is responsible for completing the yellow voucher. The content of the sheet must tally with that of vouchers 1-20, i.e. the white and green sheets. As a rule, the customs authorities do not enter their notices on this sheet except in situations where the TIR carnet holder requests endorsement of changes.

*Resolutions and Recommendations
TIR Handbook* On 31 January 2008, the Administrative Committee for the TIR Convention decided to recommend that TIR carnet holders provide the six-digit HS code, in addition to a description of the goods, in Box 10 of the goods manifest on the yellow voucher (not for customs use) of the TIR carnet.

The customs offices of departure in the Union will accept the inclusion of the HS code on the TIR carnet vouchers for customs use.

Note that the TIR carnet holder is not obliged to enter the HS code.

In cases where the HS code is given, the customs authorities at the customs office of departure or entry (en route) should check whether the HS code given tallies with the one shown in other customs, commercial or transport documents.

Voucher No 1 (white) filled in by the TIR carnet holder

<i>Box 1</i>	TIR carnet reference number.
<i>Box 2</i>	Office(s) where the TIR transport of a load or part-load of goods begins. The number of offices of departure can vary from one to three, depending on the number of offices of destination (Box 12 below). The total number of customs offices of departure or destination must not exceed four.
<i>Box 3</i>	Name and/or logo of the international organisation.
<i>Box 4</i>	Identification (ID) number, name, address and country of the TIR

carnet holder. For details, please refer to Box 3 of the cover.

- Box 5* Country (countries) where the TIR transport of a load or part-load of goods begins.
- Box 6* Country (countries) where the TIR transport of a load or part-load of goods ends.
- Box 7* Registration number or numbers of the road vehicle(s), not only that of a motor-driven vehicle, but also the registration number of a trailer or semi-trailer towed by such a vehicle. Where national legislation does not provide for registration of trailers and semi-trailers, the identification or manufacturer's number shall be shown instead of the registration number.
- Box 8* In line with No 10 (c) or No 11 of the Rules regarding the Use of the TIR carnet, additional documents may be attached to the carnet. In this case, the customs office of departure should attach them to the TIR carnet using staples or other devices and by stamping them in such a way that their removal would leave obvious traces on the TIR carnet. To avoid the documents being replaced, the office of departure should stamp each page of the attached documents. The documents should be attached to the cover (or yellow sheet) and to every voucher of the TIR carnet. Particulars of these documents are to be indicated in this box.
- Box 9* a) Identification number(s) of the load compartment(s) or container(s) (where applicable).
- b) Identification marks or numbers of packages or articles.
- Box 10* Number and type of packages or articles, description of goods. The description of goods should include their trade name (televisions, videos, CD players, etc.) and must enable them to be clearly identified. Generic indications, such as electronics, household appliances, clothes, or interior supplies, are not accepted as descriptions of goods. The recommended HS code (from the yellow page) may also be inserted here. In addition, the number of packages associated with each description of goods must be shown in the goods manifest. Where bulky goods are concerned, the quantity of goods must be declared.
- Box 11* Gross weight in kilograms (KG).
- Box 12* Numbers of packages intended for delivery at various customs offices of destination, the total number of packages and names

(locations) of the said offices. The number of customs offices of destination can vary from one to three, depending on the number of customs offices of departure (Box 2 above). The total number of customs offices of departure and destination must not exceed four.

Boxes 13-15 Place, date, and the signature of the TIR carnet holder or the holder's agent. By filling in this box, the TIR carnet holder assumes responsibility for the authenticity of the information supplied in on the TIR carnet. These entries should be made on all TIR carnet vouchers.

Voucher No 1 (white) filled in by customs authorities

For official use Any information to facilitate customs control, e.g. the number of the previous customs document, etc.

Box 16 Number and identification particulars of the seals or identification marks applied. The last customs office of departure shall indicate this information on all remaining vouchers.

Box 17 Date (in accordance with the format dd/mm/yyyy), stamp and signature of a competent official at the customs office of departure. At the last customs office of departure, the customs officer shall sign and date stamp Box 17 below the manifest on all remaining vouchers.

Box 18 Name of the customs office of departure or of entry.

Box 19 An X should be entered in the appropriate box if seals or other identification marks are found to be intact at the start of a TIR operation. The first customs office of departure does not fill in this box.

Box 20 A time limit (deadline, with the date given in the format dd/mm/yyyy and time, if appropriate) for transit, within which the TIR carnet, together with the road vehicle, the combination of vehicles or the container, must be presented at the customs office of exit or destination.

Box 21 Identification particulars of the customs office of departure or of entry, followed by the registration number assigned to the TIR operation in the customs ledger.

Box 22 Miscellaneous, e.g. the office en route or office of destination at which the goods must be presented. If necessary, the prescribed

route may be indicated here.

Box 23 Date (in the format dd/mm/yyyy), stamp and signature of a competent official of the customs office of departure or entry.

Counterfoil No 1 (white) filled in by customs authorities

Box 1 Identification particulars of the customs office of departure or entry.

Box 2 Master Reference Number (MRN) or other registration number assigned to the TIR operation.

Box 3 Where applicable, number and identification particulars of the seals or identification marks applied.

Box 4 An X should be entered in the appropriate box if seals or other identification marks are found to be intact at the start of a TIR operation. The first customs office of departure does not fill in this box.

Box 5 Miscellaneous, e.g. the customs office en route or the customs office of destination at which the goods must be presented. Where necessary, the prescribed route may be indicated here.

Box 6 Date (in the format dd/mm/yyyy), stamp and signature of a competent official of the customs office of departure or entry.

Counterfoil 1 If the TIR operation started without any exchange of TIR carnet data (fallback procedure/business continuity – Paragraph 8.4), the stamp (model in Annex 8.6.) should be placed on counterfoil No 1 in a position where it is clearly visible.

Voucher No 2 (green) filled in by the TIR carnet holder

Filling in of boxes 1-23 of Voucher No. 2 is similar to the filling in of the corresponding boxes of Voucher No. 1.

Voucher No 2 (green) filled in by customs authorities

Box 24 Identification particulars of the customs office of destination or exit.

Box 25 An X should be entered in the appropriate box if seals or other identification marks are found to be intact.

Box 26 Number of unloaded packages. Filled in only by customs offices of destination and not by the offices of exit.

Box 27 This box should be filled in only in cases where irregularities, accidents or incidents have been detected in connection with the TIR transport. In such situations, an R should be inserted, followed by a clear description of any reservation. If the customs authorities certify the termination of TIR operations subject to systematic unspecified reservations, they should state their reasons for doing so.

Box 28 Date (in the format dd/mm/yyyy), stamp and signature of a competent official of the customs office of destination or exit.

When returning the appropriate part of voucher No 2 if the TIR operation started without the exchange of TIR carnet data (fallback procedure/business continuity – Paragraph 8.4), the following must be provided on the back of the voucher: the return address of the customs authorities of the Member State of departure or entry (en route), and the ‘NCTS fallback procedure’ stamp (model in Annex 8.6.) in the box marked ‘For official use’.

Counterfoil No 2 (green) filled in by customs authorities

Box 1 Identification particulars of the customs office of destination or exit.

Box 2 An X should be entered in the appropriate box if seals or other identification marks are found to be intact.

Box 3 Number of unloaded packages. Filled in only by customs offices of destination, not by customs offices of exit.

Box 4 Where applicable, the number and identification particulars of the new seals or new identification marks should be applied.

Box 5 Like Box 27 of voucher No 2, this box should be filled in only if irregularities, accidents or incidents have been detected in connection with the TIR transport. In such situations, an R should be inserted, followed by a clear description of any reservation. If the customs authorities certify the termination of TIR operations subject to systematic unspecified reservations, they should state their reasons for doing so.

Box 6 Date (in the format dd/mm/yyyy), stamp and signature of a

competent official of the customs office of destination or exit.

Filling-in of the Certified report of the TIR Carnet

- Box 1* Customs office(s) of departure.
- Box 2* TIR carnet number.
- Box 3* Name of the international organisation.
- Box 4* Registration number(s) of road vehicle(s).
- Box 5* TIR carnet holder and identification number.
- Box 6* Condition of the customs seals; an X in the appropriate box:
- Left-hand box: seals are intact;
 - Right-hand box: seals have been broken.
- Box 7* Condition of the load compartment, container(s):
- Left-hand box: load compartment is intact;
 - Right-hand box: load compartment has been opened.
- Box 8* Remarks / findings
- Box 9* The box marked 'No goods appeared to be missing' must be completed by entering an X:
- Left-hand box: no goods are missing.
 - Right-hand box: goods are missing. In this case, Boxes 10 to 13 must be completed to show which goods are missing or destroyed.
- Box 10* a) Load compartment(s) or container(s): enter identification particulars.
- b) Marks and numbers of packages or articles: enter identification particulars.
- Box 11* Number and type of packages or articles, description of goods.
- Box 12* (M) for missing goods.
- (D) for destroyed goods.

<i>Box 13</i>	Remarks, particulars of quantities missing or destroyed.
<i>Box 14</i>	Date (dd/mm/yyyy), place and time of the accident.
<i>Box 15</i>	<p>Measures taken to enable the TIR operation to continue: an X should be entered in the appropriate box and where appropriate, other items should be completed:</p> <ul style="list-style-type: none"> - Upper box: affixing of the new seals: number and description. - Middle box: transfer of load, see Box 16. - Lower box: other.
<i>Box 16</i>	<p>If the goods have been transferred: item 'Description of each road vehicle/container substituted' is completed:</p> <p>a) Vehicle registration number; if the vehicle has been approved for TIR transport, an X should be entered in the left-hand box. If not, an X should be entered in the right-hand box.</p> <p>b) Identification number(s) of the container(s); if the container(s) has (have) been approved for TIR transport, an X should be entered in the left-hand box. If not, an X should be entered in the right-hand box.</p> <p>The number of the certificate of approval, if appropriate, should be entered in the right-hand side of the right-hand box. The number and particulars of the seals affixed should be entered in the line to the right of the right-hand box.</p>
<i>Box 17</i>	Name/title and particulars of the authority that has completed the certified report; place, date (dd/mm/yyyy), stamp and signature.
<i>Box 18</i>	Date (dd/mm/yyyy), stamp and signature of the next customs office reached by the TIR transport.
<i>Tear-off slip</i>	The detachable numbered corner on the back sheet of the TIR carnet shall be detached and returned to the TIR carnet holder if the TIR carnet has been taken into possession by competent authorities for investigation. It shall be endorsed by the authority which has taken the TIR carnet into possession with a stamp and signature with clarification.

IX.8.4 TIR operations in particular circumstances (the fallback/business continuity procedure)

Use of the TIR carnet

Article 274 IA

Where NCTS or the computerised system used by TIR carnet holders to lodge TIR carnet data are unavailable at the customs office of departure or entry, the fallback/business continuity procedure is used and the TIR operation is released on the basis of the TIR carnet. The use of the fallback/business continuity procedure is indicated on counterfoil No 1 and by stamping the box marked 'For official use' of voucher No 2, in line with the model in Annex 8.6.

When returning the appropriate part of voucher No 2 in the fallback/business continuity procedure, the back of the voucher must be marked with the return address of the customs authorities of the Member State of departure or entry.

Article 279(5) IA

In such cases, NCTS cannot be used to terminate or discharge the TIR operation within the customs territory of the Union.

The customs office of destination or exit terminates the TIR procedure on the basis of voucher No 2 of the TIR carnet and sends the appropriate part of it to the customs authorities of the Member State of departure or entry. This must be done within eight days of the date of termination. The customs office of departure or entry compares the information provided by the customs office of destination or exit to discharge the procedure.

Pre-enquiry action in the event of the fallback/business continuity procedure

Best practices TIR Handbook

If the fallback/business continuity procedure is used and the customs authorities of the Member State of departure or entry have not received the appropriate part of voucher No 2 of the TIR carnet by the eight-day deadline, they may interrogate the IRU's electronic controls system, SafeTIR, to establish whether the presentation of the TIR carnet at destination or exit has been reported there. That may help them send the TIR carnet enquiry notice to the present or last customs office of destination or exit in the Union.

If the consultation indicates that the TIR carnet has not been presented to the customs office of destination, the customs authorities of the Member State of departure or entry may decide to start the enquiry procedure immediately with the declared customs

office of destination or exit in the Union.

Enquiry procedure in the event of the fallback/business continuity procedure

Article 280 (6) IA Whenever the customs authorities of the Member State of departure or entry have not received proof that the TIR operation has been terminated within two months of the date of the acceptance of the TIR carnet, or suspect earlier that no termination has taken place, they send a TIR carnet enquiry notice (model below) to the customs office of destination or exit. The same also applies if it subsequently transpires that proof of termination of the TIR operation was falsified.

The procedure laid down in Part VII, Chapter 4 (the enquiry procedure) applies *mutatis mutandis*.

Best practices TIR Handbook The models for the information letter and the enquiry notice to be used in a fallback/business continuity procedure are:

IX.8.5 Written notification

Information letter to be sent to the TIR guaranteeing association and the TIR carnet holder

.....

(full name of the customs office/administration concerned)

.....

(place and date)

Subject: Information concerning TIR carnet No.....

addressed to.....

(full name and address of the TIR carnet holder)

.....

(full name of the guaranteeing association)

Dear Madam/Sir,

We kindly inform that our customs administration has not received the confirmation of the proper termination of the TIR operation within the European Union carried under the TIR carnet No.....

In addition, we have checked the status of this TIR carnet in the Control system for TIR carnets and:

- (2) there is no information confirming the termination of this TIR operation in the Union,
- (3) there is a record concerning this TIR operation and we have already contacted the customs office of destination inin order to confirm this SafeTIR information but we have not received any confirmation so far.⁹⁵¹

Therefore, according to Article 280 (7) of the Commission Implementing Regulation (EU) 2015/2447 of 24 November 2015 laying down detailed rules for implementing certain provisions of Regulation (EU) No 952/2013 of the European Parliament and of the Council laying down the Union Customs Code and without prejudice to the notification to be made in accordance with Article 11.1 of the TIR Convention we ask to provide us with the appropriate documents demonstrating that this TIR operation has been correctly terminated in the European Union within 28 days of the date of this letter.

¹ Option 1 or 2 to be chosen by the customs administration concerned.

The proof should be furnished in the form of one of the following documents identifying the goods:

- a document certified by the customs authority of the Member State of destination or exit which identifies the goods and establishes that the goods have been presented at the customs office of destination or exit, or been delivered to an authorised consignee
- a document or a customs record, certified by the customs authority of a Member State, which establishes that the goods have physically left the customs territory of the Union
- a customs document issued in a third country where the goods are placed under a customs procedure
- a document issued in a third country, stamped or otherwise certified by the customs authority of that country and establishing that the goods are considered to be in free circulation in that country.

A copy of the above mentioned documents certified as being true copies by the body which certified the original documents, by the authority of the third country concerned or by an authority of a Member State may be provided as proof.

.....

(stamp of the customs office/signature of the person responsible)

Annexed: copy of voucher no 1 of the TIR carnet

IX.8.6 Specimen enquiry notice

TIR carnet – enquiry notice

I. To be completed by the office of departure or entry into the Union		
<p>A. TIR carnet No. B. Customs office of destination or exit from the Union Copy of voucher No.1 attached (name and Member State)</p> <p>C. Office of departure or entry D. Vehicle registration number into the Union or name of vessel, if known (name, address, Member State)</p> <p>E. According to information available to this office, the consignment was</p> <p><input type="checkbox"/> 1. presented to.....on/....../.... (customs office or authorised consignee) DD /MM /YY</p> <p><input type="checkbox"/> 2. delivered toon/....../.... (name and address of person or firm) DD/ MM/ YY</p> <p><input type="checkbox"/> 3. Not any information about the whereabouts of the goods available</p> <p>Place and date: Signature Stamp</p>		
II. To be completed by the customs office of destination or exit from the Union: Request for additional information		
<p>In order to carry out enquiries the office of departure or entry into the Union is requested to send:</p> <p><input type="checkbox"/> 1. a precise description of the goods</p> <p><input type="checkbox"/> 2. a copy of the invoice</p> <p><input type="checkbox"/> 3. a copy of the CMR</p> <p><input type="checkbox"/> 4. the following documents or information:</p> <p>Place and date: Signature Stamp</p>		

III To be completed by the customs office of departure or entry into the Union:

Reply to the request for additional information

- ☐ 1. The information, copies or documents requested are annexed
- ☐ 2. The information, copies or documents referred to under numbers 1 2 3 4 are not available ☐ ☐ ☐ ☐

Place and date:

Signature

Stamp

IV. To be completed by the customs office of destination or exit from the Union

- ☐ 1. The appropriate part of Voucher No.2 returned on/....../....; the duly endorsed copy of Voucher No. 1 is attached
- ☐ 2. The appropriate part of Voucher No. 2 is duly endorsed and attached to this enquiry notice
- ☐ 3. Enquiries are being made and a copy of Voucher No. 2 or a copy of Voucher No. 1 will be returned as soon as possible
- ☐ 4. The consignment was presented here without the relative document
- ☐ 5. Neither the consignment nor the TIR carnet were presented here and no information about these can be obtained

Place and date

Signature

Stamp

IX.8.7 Model EU Agreement/Undertaking

MODEL EU STANDARD AGREEMENT BETWEEN THE CUSTOMS ADMINISTRATIONS OF THE MEMBER STATES AND THEIR NATIONAL GUARANTEEING ASSOCIATIONS ON THE TIR PROCEDURE[‡]

In accordance with Articles 6 and 8, and Annex 9, Part I, paragraph 1(d) of the Customs Convention on the International Transport of Goods under Cover of TIR Carnets done at Geneva on 14 November 1975, as later amended (hereinafter referred to as TIR Convention), the *[name of Customs Administration]* and the *[name of the national guaranteeing association]*, as an association approved by the said Customs authorities to act as surety for persons using the TIR procedure[§], hereby agree as follows:

Undertaking

In accordance with Article 8 and Annex 9, Part I, paragraph 3 (iv) of the TIR Convention, the *[name of the national guaranteeing association]* undertakes to pay to *[name of the Customs Administration]* the secured amount of the customs debt and other charges, together with any default interest, due under the regulations of the European Union and, where appropriate, under the national law of the *[name of the Member State]* if an irregularity has been noted in connection with a TIR operation.

This undertaking applies to the movement of goods under cover of any TIR carnet issued by the *[name of the national guaranteeing association]* or by any other guaranteeing association affiliated to the international organisation referred to in Article 6.2 of the TIR Convention.

In accordance with the provisions of Article 8 of the TIR Convention, the *[name of the national guaranteeing association]* shall be liable, jointly and severally with the persons from whom the sums mentioned above are due, for payment of such sums.

In accordance with Article 163 of Commission Implementing Regulation (EU) 2015/2447 of 24 November 2015 laying down detailed rules for implementing certain provisions of Regulation (EU) No 952/2013 of the European Parliament and of the Council laying down the Union Customs Code the maximum amount that may be claimed by the *[name of the Customs Administration]* from the *[name of the national guaranteeing association]* shall be limited to 100 000 EURO (one hundred thousand) per TIR Carnet or to a sum equal to that amount as determined in accordance with Article 53(2) of the Regulation (EU) No 952/2013 of the European Parliament and of the Council laying down the Union Customs Code .

The *[name of the national guaranteeing association]* undertakes to pay upon first application in writing by the *[name of the Customs Administration]* and within the timescales set out in the TIR Convention, and in accordance with national legislation.

[‡] Administrative arrangement TAXUD/1958/2003 Final

[§] Article 1(q) of the TIR Convention 1975 refers. This Agreement and Undertaking does not apply to the transport of alcohol and tobacco products described in Explanatory Note 0.8.3 of the TIR Convention.

This undertaking does not apply to any fines or penalties that may be imposed by the Member State concerned.

Notification and Payment Requests

In order to establish which Customs administration of the European Union is competent to recover the sums mentioned above, the provisions of Article 87 of the Regulation (EU) No 952/2013 of the European Parliament and of the Council laying down the Union Customs Code are to be applied. Accordingly, the [*name of the national guaranteeing association*] is also liable to pay the sums mentioned above in the case where the conditions set out in Article 167(1) of Implementing Regulation (EU) 2015/2447 of 24 November 2015 laying down detailed rules for implementing certain provisions of Regulation (EU) No 952/2013 of the European Parliament and of the Council laying down the Union Customs Code apply.

The liability of the [*name of the national guaranteeing association*] follows from the provisions of the TIR Convention. In particular, the liability shall commence at the times specified in Article 8, paragraph 4 of the TIR Convention.

Other provisions

The [*name of the national guaranteeing association*] also undertakes to comply with the specific provisions of Annex 9, Part I, paragraph 3 (i) to (iii) and (v) to (x) as well as the obligation for data submission in accordance with provisions of Annex 9, Part II of the TIR Convention.

Termination of Agreement

This present agreement has no expiry date. Either party may unilaterally terminate the Agreement provided it gives the other party not less than three (3) months written notice.

The termination of this agreement shall be without prejudice to the responsibilities and liabilities of the [*name of the national guaranteeing association*] under the TIR Convention. This means that the [*name of the national guaranteeing association*] shall remain responsible for any valid claim for payment of the secured amount arising from TIR operations covered by this Agreement and commenced before the date on which the termination of this Agreement took effect, even if the payment request is sent after that date.

Jurisdiction

In the context of any disputes arising from the application of this agreement, the place of jurisdiction and the applicable national law shall be that of the Member State of the registered office of the [*name of the national guaranteeing association*].

Entry into force

This agreement shall be valid from...

Signed

For the National Guaranteeing Association

Date

Signed

For the Customs Administration

Date

IX.8.8 Specimen stamp for the fallback/business continuity procedure

<p>NCTS BUSINESS CONTINUITY PROCEDURE</p> <p><i>NO DATA AVAILABLE IN THE SYSTEM</i></p> <p><i>INITIATED ON _____</i></p> <p><i>(Date/hour)</i></p>

(dimensions: 26 x 59 mm, red ink)

For all language versions of the stamp see Part V, Annex 8.1

IX.8.9 Examples of situations lodging the electronic TIR carnet data

a) TIR transport starting from a third country and involving a non-Union country during its journey:

Example:

[Turkey – Kapitan Andreevo (Bulgaria) – Siret (Romania) – Ukraine – Medyka and Krakow (Poland)]

The TIR carnet holder is responsible for lodging the TIR carnet data at the customs office of entry in Kapitan Andreevo (Bulgaria). The customs office of exit from the Union in Siret (Romania) terminates the TIR operation and sends messages IE006 and IE018 to the customs office of entry in Kapitan Andreevo (Bulgaria). When the TIR operation re-enters to the Union the TIR carnet holder is again responsible for lodging the TIR carnet data at the customs office of entry in Medyka (Poland). This is a new NCTS/TIR operation with a new MRN. The customs office of destination (Krakow) terminates the TIR operation by sending the messages IE006 and IE018 to Medyka and detaching and retaining both parts of the TIR carnet Voucher No 2 and annotating the TIR carnet counterfoil.

b) TIR transport starting from the Union and involving an intermediate loading place:

Example:

[Turku (Finland) – Kotka (Finland) – Russia]

The TIR carnet holder is responsible for lodging the TIR carnet data and presenting the TIR carnet at the customs office of departure (Turku). At the intermediate loading place (Kotka) the previous TIR operation (from Turku) is terminated by sending the messages IE006 and IE018 to Turku and detaching and retaining both parts of the TIR carnet Voucher No 2 and annotating the TIR carnet counterfoil. The TIR carnet holder lodges the TIR carnet data including the previous operation data from Turku and the goods loaded in Kotka and presents the TIR carnet at Kotka to start a new TIR operation. The customs office of exit from the Union (Vaalimaa) terminates the TIR operation by sending the messages IE006 and IE018 to Kotka and detaching and retaining both parts of the TIR carnet Voucher No 2 and annotating the TIR carnet counterfoil.

c) TIR transport starting from third country (Russia) and involving two unloading places in the Union:

Example:

[Murmansk (Russia) – Oulu (Finland) – Turku (Finland)]

The TIR carnet holder is responsible for lodging the TIR carnet data and presenting the TIR carnet at the customs office of entry (Rajajoosseppi). At the intermediate unloading place (Oulu) the previous TIR operation (from Rajajoosseppi) is terminated by sending the messages IE006 and IE018 to Rajajoosseppi and detaching and retaining both parts of the TIR carnet Voucher No 2 and annotating the TIR carnet counterfoil. The TIR carnet holder lodges the TIR carnet data including the remaining operation data from Rajajoosseppi and presents the TIR carnet at Oulu to start a new TIR operation. The customs office of destination (Turku) terminates the TIR operation by sending the messages IE006 and IE018 to Oulu and detaching and retaining both parts of the TIR carnet Voucher No 2 and annotating the TIR carnet counterfoil.

IX.9.1. Example of situation involving Northern Ireland after Brexit

The TIR transport takes place from Germany to Northern Ireland (XI), via Belgium and Great Brittan (GB).

The road vehicle, or the container, have to be presented for control purposes to the customs office of departure in DE, together with the TIR Carnet. When the DE customs office has accepted the TIR Carnet, **a first TIR operation starts from that office to the customs office of exit (en route) in BE**. The vehicle or the container together with the TIR Carnet have to be presented to the BE Customs Office of exit (en route) where this TIR operation is terminated.

Please note that in addition to the requirements of the TIR Convention (e.g. use of the paper Carnet TIR), the exchanges of TIR carnet data between the two customs offices **is done via the creation of a TIR NCTS movement** at the German customs office and terminated at the Belgian customs office, as stipulated by the UCC-IA.

Then the road vehicle, or the container, travels by ferry to GB, thus leaves the EU customs territory. The vehicle or the container have to be presented for control to GB's customs office of entry (en route) together with the TIR Carnet for acceptance. **Here a second TIR operation starts.** The vehicle's journey in GB ends at GB's customs office of exit (en route) where the vehicle and the TIR carnet have to be presented for control and termination of the operation.

At entry in XI, a territory where the UCC legal framework applies, the vehicle or the container have to be presented to the XI customs office of entry (en route) for controls. **This will be the start of the third and final TIR operation of this TIR transport from the XI's customs of entry (en route) to an inland customs office of destination in XI.** The vehicle, or container have to be presented to the customs office of destination for controls, termination and discharge of the TIR operation. As stipulated by the UCC-IA, for the exchanges of TIR carnet data between the XI customs office of entry (en route) and the customs office of destination, a TIR NCTS movement have to be created at the XI's customs office of entry and terminated at the customs office of destination in XI.